

**GASHOPPER** **GEI**  
INCORPORATED

[theinflatableboatshop.com](http://theinflatableboatshop.com)  
A Division of GasHopper Inc.®

**2026**

**BOATS AND WATERSPORTS  
CATALOG**



**GASHOPPER INC. / THEINFLATABLEBOATSHOP.COM**

80075 Road 32E East Selkirk, MB R0E 0M0 Canada

Local: 204-795-5950 Toll-Free: 844-747-4677

***Canadian Family Owned and Operated!!!***



# GASHOPPER INC. / THEINFLATABLEBOATSHOP.COM

## *A family owned company...*

GasHopper Inc. / THEINFLATABLEBOATSHOP.COM, we carry inflatable boats, marine parts and fix those uh oh's when you hit a rock. Big or small, we fix them all. We make getting your boat back on the water, easy as 1, 2, 3.

GasHopper Inc. / THEINFLATABLEBOATSHOP.COM, is a family owned and operated company that got started with a vision. A vision to provide easy and affordable repair services for the marine industry. We started out as providing mobile 12 volt electronics installation and service company for the automotive industry. Giving electrical and electronic repairs, installations, sales and services right to your door since 2015. In 2016 we started our focus on the inflatable boats repairs.

Now being Manitoba's and Central Canada's main choice for inflatable boats and boat repair, we strive at giving you the best prices and service wherever possible. We provide an all around service at getting your boat back on the water easy, or making your next or first inflatable boat purchase knowledgeable and easy.

We want to help you enjoy and make more of your precious time by providing the best services and sales experience possible. Our service is second to none. We take great pride in offering the greatest customer experience while giving you expert technician and/or sales services.

## *Our Mission...*

Our mission is simple. Becoming Central Canada's main choice for inflatable boats, parts and repairs. We have the largest selection and access to inflatable boats, parts and much more for all our clients in the marine industry. Whether you own a fleet of boats, or just wanting to purchase your first marine product, we're here to provide you with expert advice and best prices possible.

## *Marine Experts...*

With over 20+ years in the repair industry, our head tech, owner and boss, Steven Fredericks, comes from an extensive background in the marine industry. His pride and quality of work is second to none. He makes sure every client/customer is happy with their repair or purchase.



# DID YOU KNOW...

We have a YouTube channel with tons of information on how to repair your own inflatable boat, RHIB, or any other inflatable craft or toy. With lots tips and tricks with various ways to repair the damage that has occurred. Whether your dealing with a standard patch to a complete transom replacement. Our YouTube channel goes in depth with each repair to help guide you to get your boat or toy back on the water. We have boat unboxings and boat product tutorials on keeping your boat in its best shape possible. Visit and SUBSCRIBE today!!!

DID YOU KNOW

**GasHopper Inc**  
 @gashopperinc · 3.84K subscribers · 67 videos  
 A channel dedicated in helping you fix your inflatable boat or RIB boat. Located in Manitob...more  
[gashopperinc.com](http://gashopperinc.com) and 1 more link

Customize channel Manage videos Visit Community **SUBSCRIBE**

Home Videos Shorts Playlists Posts Membership

Latest Popular Oldest

**STRYKER PRO 500 UNBOXING**  
 Stryker Pro 500 Inflatable Boat Unboxing And Boat Assembly!!!  
 1.2K views · 3 months ago

**UNBOXING STRYKER BOAT LX360**  
 Unboxing A Stryker LX 360 Inflatable Boat in Rescue Red  
 1.1K views · 4 months ago

**Installing A Bimini Top**  
 Installing A Bimini Top On A Inflatable Boat  
 4.1K views · 5 months ago

**How to service... Zodiac IC Valve**  
 Zodiac Boat IC Valve Service - Tutorial  
 3K views · 1 year ago

*You can also follow us on...*



*For great deals and insider news!!!*

## TERMS AND CONDITIONS

In using this catalog you are deemed to have read and agreed to these following terms and conditions: The following terminology applies to these Terms and Conditions, Privacy Statement and Disclaimer Notice and any or all Agreements: "Client", "You" and "Your" refers to you, the person accessing this catalog and accepting the Company's terms and conditions. "The Company", "Ourselves", "We" and "Us", refers to GasHopper Inc and theinflatableboatshop.com. "Party", "Parties", or "Us", refers to both the Client and ourselves, or either the Client or ourselves. All terms refer to the offer, acceptance and consideration of payment necessary to undertake the process of our assistance to the Client in the most appropriate manner, whether by formal meetings of a fixed duration, or any other means, for the express purpose of meeting the Client's needs in respect of provision of the Company's stated services/products, in accordance with and subject to, prevailing Canadian Law. Any use of the above terminology or other words in the singular, plural, capitalization and/or he/she or they, are taken as interchangeable and therefore as referring to same.

### How To Order:

Placing an order can be done multiple ways; through our websites 'www.theinflatableboatshop.com' or 'gashopperinc.com', direct E-Mail to 'gashopperinc@hotmail.com' or 'sales@theinflatableboats.com', or by calling us at: Manitoba Local: 204-795-5950 Toll-Free 844-747-4677.

### Payments:

Certified cheques, Credit/Debit Cards, Bank Draft, CASH, PAYPAL, Wire Transfers or E-Transfers are all acceptable methods of payment. Our Terms are payment in full at time of purchase. All goods remain the property of the GasHopper Inc until monies owed are paid for in full. Monies that remains outstanding on invoices and/or payments by the due date, will incur a \$50.00 late payment interest at the rate of 5% above the prevailing base rate on the outstanding balance until such time as the balance is paid in full and final settlement. We reserve the right to seek recovery of any monies remaining unpaid ninety days from the date of invoice via collection Agencies and/or through the Small Claims Court in the event that the outstanding balance does not exceed \$5000. In such circumstances, you shall be liable for any and all additional administrative and/or court costs. If properties are part of the outstanding invoices and/or payments, properties will then be resold with no monies being returned. In the event resale doesn't cover expenses incurred on outstanding payments and/or invoices, you the customer will be liable for remaining monies owed. Returned cheques will incur a \$65 charge to cover banking fees and administrative costs. In an instance of a second Returned cheque, we reserve the right to terminate the arrangement and, if agreed to, we shall insist on future cash transactions only. Consequently, all bookings and/or transactions and agreements entered into will cease with immediate effect until such time as any and all outstanding monies are recovered in full.

### Refunds, credits and Returns:

All Sales are final! No credits, returns or refunds.

In the event an item(s) becomes unavailable from the manufacturer after backorder purchase, a full refund will be sent or a store credit, whichever you the customer decide to choose.

### Cancellation Policy:

Minimum 24 hours notice of cancellation required. Notification for instance, in person, via email, mobile phone 'text message' and/or fax, or any other means will be accepted subject to confirmation in writing. We reserve the right to levy a \$100 charge to cover any subsequent administrative expenses.

Cancellations are not acceptable if special orders, or particular items were ordered in advanced and therefore no monies will be return.

### Shipping and Delivery:



Deliveries and shipping method(s) are chosen at time of check out or whenever suggested through e-mail or phone call. We may sometimes under certain circumstances, switch shipping or delivery couriers at anytime that we feel fit to properly deliver the item(s) purchased in a safe matter. We are not responsible for damaged caused during shipping and/or freight deliveries. Item(s) damaged during shipping; you the customer will have to notify us immediately, to make a claim with the delivery company. Delivery time: is referred to item(s) or product(s) purchased and the time it takes to get them packaged and/or ready for shipping. We are not responsible for delays that are out of our control. All item(s) and/or product(s) that are shipped or freight delivery will have limited insurance provided to reduce shipping cost. If additional insurance is requested or required, please contact us immediately so we can adjust the shipping charges and insurances, and bill you the customer accordingly.

Some items are only available to Canadian residence only or cannot be shipped outside of North America. For non-Canadian residences, we strongly recommend that you the customer, contact us so we can find the best shipping method possible for you without any inconveniences or delays.

Global Shipping Logistics that covers all four corners of the globe... Our team is dedicated in providing world-wide international shipping logistics for everything we sell here at GasHopper Inc. and The Inflatable Boat Shop. We know getting some inflatable boat parts or supplies may be difficult to get in your region, so we have reached to various global shipping agencies that provide reliable transportation for everything we sell. We're proud to be a global supplier of products for the marine industry. Contact us for more information.

#### Copyright Notice:

Copyright and other relevant intellectual property rights exist on all text relating to the Company's services and the full content of this catalog.

This Company's logo is a registered trademark of GasHopper Inc. in Canada and other countries. The brand names and specific services of GasHopper Inc., theinflatableboatshop.com, and/or other company products featured on this catalog are trademarked by GasHopper Inc and/or by the respected manufacturer of the product.

#### General:

The laws of Canada govern these terms and conditions. By accessing our catalog and using our services/buying our products, you consent to these terms and conditions and to the exclusive jurisdiction of the Canadian courts in all disputes arising out of such access. If any of these terms are deemed invalid or unenforceable for any reason (including, but not limited to the exclusions and limitations set out above), then the invalid or unenforceable provision will be severed from these terms and the remaining terms will continue to apply. Failure of the Company to enforce any of the provisions set out in these Terms and Conditions and any Agreement, or failure to exercise any option to terminate, shall not be construed as waiver of such provisions and shall not affect the validity of these Terms and Conditions or of any Agreement or any part thereof, or the right thereafter to enforce each and every provision. These Terms and Conditions shall not be amended, modified, varied or supplemented except in writing and signed by duly authorized representatives of the Company.

#### Notification of Changes:

If there are any changes to our privacy policy, we will announce that these changes have been made on our website and on other key pages on our site. If there are any changes in how we use our site customers Personally Identifiable Information, notification by e-mail or postal mail will be made to those affected by this change. Any changes to our privacy policy will be posted on our web site 30 days prior to these changes taking place. You are therefore advised to re-read this statement on a regular basis.



FINANCING NOW AVAILABLE

FINANCING NOW AVAILABLE WITH...

**Financeit**

Affordable Payment Plans

APPLY FOR FINANCING UP TO \$100,000...

FIND OUT IF YOU PRE-QUALIFY IN SECONDS.

NO OBLIGATION, NO COMMITMENT



**GasHopper Inc.** **GH**  
 PH:204-795-5950 | TF:844-747-4677  
 East SELKIRK, Manitoba, Canada  
 Central Canada's Inflatable Boat Specialists  
[theinflatableboatshop.com](http://theinflatableboatshop.com)  
A Division of GasHopper Inc.®

**LOOK FOR THE ~~THIS~~ <sup>NEW</sup> TO SEE  
 ALL OUR NEW 2025 ADDITIONS!!!**

|   |     |
|---|-----|
| INFLATABLE BOATS.....                           | 7   |
| RHIB BOATS (RIGID-HULL INFLATABLE BOATS) .....  | 17  |
| WATERSPORTS .....                               | 22  |
| ACCESSORIES .....                               | 34  |
| AIR VALVES AND VALVE CAPS .....                 | 36  |
| ANCHORS, ROPES, SLINGS AND DAVITS .....         | 38  |
| BATTERIES AND CHARGERS.....                     | 40  |
| BOAT SAFETY .....                               | 43  |
| CLEANERS, CHEMICALS AND POLISHES .....          | 49  |
| CONSOLES, HELMS AND SEATING.....                | 51  |
| D-RINGS, TOW RINGS AND LIFTING HANDLES .....    | 57  |
| ELECTRICAL AND LIGHTING COMPONENTS .....        | 59  |
| FABRICS, REPAIR KITS AND PATCHES.....           | 62  |
| HULL/BODY MAINTENANCE AND REPAIR .....          | 68  |
| ENGINE/FUEL SYSTEMS SERVICE AND PROPS .....     | 71  |
| OARS, PADDLES AND KITS.....                     | 79  |
| GEL COATS AND PIGMENTS.....                     | 81  |
| PUMPS, HOSES AND ADAPTERS .....                 | 82  |
| REPAIR GLUE, EPOXY AND SEALANTS.....            | 85  |
| SPECIALTY TOOLS AND SUPPLIES.....               | 87  |
| TOWERS, RADAR ARCHES AND TOPS .....             | 89  |
| TRANSOMS, DRAINS AND HARDWARE.....              | 93  |
| WINTERIZATION, COVERS AND STORAGE .....         | 97  |
| SEARCH AND RESCUE.....                          | 99  |
| GASHOPPER CLOTHING .....                        | 103 |
| QUICKSILVER INFLATABLE BOAT PARTS LISTINGS..... | 105 |
| ALL ZODIAC-NAUTIC PARTS LISTINGS .....          | 108 |



# INFLATABLE BOATS



## STRYKER BOATS

Stryker Inflatable Boats has been building the toughest, safest, most well equipped and versatile boats in the industry since 2004. Their customers include Fire & Police departments, Search & Rescue, Military, Industry Professionals, Fishermen, Hunters, Guides and People like you, in search of a finely crafted, dependable vessel that they can rely on year after year.

Since 2004 Stryker has been boat enthusiasts. Being on the water is what they love to do. By taking their passion into this business they've created what they and many of their customers believe to be an amazing boat with all the accessories you'll need for a competitive price.

### Key Features:

#### German Mehler PVC + Thermowelded Seams

Built with premium German Mehler fabric and advanced thermo-welded seams for exceptional strength, airtightness, and long-term reliability.

#### Stryker Shield® Hull Protection

A full-length 8" wide protective strip runs beneath the tubes and along the keel—offering crucial reinforcement where it's needed most during launches, landings, or shore contact.

#### 1-Piece Welded Aluminum Transom

Constructed from a single sheet of marine-grade aluminum, the transom is fully welded and completely wood-free—designed for short shaft outboards or electric motors.

#### 5 Pre-Installed Scotty® Bases

Outfitted with five factory-installed Scotty® mounting bases to support up to 30 plug-and-play accessories—like rod holders, downriggers, or cup holders.

#### Fiberglass Bow Board


A solid fiberglass bow board adds durable structure to the front of the boat—providing superior strength and longevity, durable and long-lasting.



## LX SERIES

The Stryker LX Series is the ultimate portable inflatable boat for anglers, explorers, and yacht tenders alike. Whether you're heading out for a day of fishing, exploring remote shorelines, or simply cruising the lake, the LX delivers reliability in a compact, easy-to-transport package.

| Models | Fabric | Length (m - ft) | Beam (cm) | Tube diameter (cm) | Shipping Weight (lbs.) | Max HP |
|--------|--------|-----------------|-----------|--------------------|------------------------|--------|
| LX 250 | PVC    | 2.60m - 8' 2"   | 145       | 36                 | 89 or 111              | 6      |
| LX 270 | PVC    | 2.70m - 8" 9"   | 145       | 41                 | 120 or 143             | 10     |
| LX 320 | PVC    | 3.20m - 10' 5"  | 152       | 43                 | 115 or 135             | 15     |
| LX 360 | PVC    | 3.00m - 11' 7"  | 172       | 46                 | 160 or 185             | 25     |
| LX 380 | PVC    | 3.20m - 12' 5"  | 172       | 46                 | 212                    | 30     |
| LX 420 | PVC    | 3.65m - 13' 7"  | 190       | 50                 | 243                    | 40     |



## PRO SERIES

Stryker PRO Series Inflatable Boats are engineered for professional-grade performance in rugged terrain and extreme environments. Ideal for guides, hunters, anglers, and expedition crews, the PRO Series combines serious load capacity with jet outboard compatibility.

| Models  | Fabric | Length (m - ft) | Beam (cm) | Tube diameter (cm) | Shipping Weight (lbs.) | Max HP |
|---------|--------|-----------------|-----------|--------------------|------------------------|--------|
| PRO 320 | PVC    | 3.20m - 10' 5"  | 152       | 43                 | 187                    | 15     |
| PRO 380 | PVC    | 3.80m - 12' 5"  | 172       | 46                 | 267                    | 30     |
| PRO 420 | PVC    | 4.20m - 13' 7"  | 190       | 50                 | 318                    | 40     |
| PRO 470 | PVC    | 4.70m - 15' 4"  | 190       | 50                 | 328                    | 40     |
| PRO 500 | PVC    | 5.00m - 16' 4"  | 190       | 50                 | 354                    | 50     |



## JET TUNNEL PRO

The Stryker Tunnel Jet Pro is engineered for serious river runners and shallow-water adventurers who demand next-level performance, protection, and adaptability. Featuring their signature aluminum tunnel hull, premium materials, and jet compatibility, the 470 is purpose-built for rugged, high-output use in the most challenging environments.

| Series         | Model | Fabric | Weight kg and Person Capacity |    | Max HP | Length (ft) | Beam (cm) | Weight: (lbs.) |
|----------------|-------|--------|-------------------------------|----|--------|-------------|-----------|----------------|
| Jet Tunnel Pro | 420   | PVC    | 1360                          | 8  | 40     | 13'7"       | 190       | NA             |
|                | 470   | PVC    | 1360                          | 10 | 50     | 15'4"       | 190       | NA             |





# ZODIAC

Zodiac Nautic has its origins in the 'Société française de ballons dirigeables et d'aviation Zodiac', a specialist in the production of airships. One of its engineers, Pierre Debroutelle, invented the first inflatable boat prototypes in the 1930s for the Aéronavale (French Naval Air Force), which was looking for easy and innovative solutions for military transport.

With a wide range of dinghy models available in the CADET tenders, Zodiac is sure to have the right model for you!



## CADET TENDERS

| Model:     |     | Fabric | Capacity: |     | Max HP | Length: | Beam: | Tube Diameter: | Weight: Lbs. |
|------------|-----|--------|-----------|-----|--------|---------|-------|----------------|--------------|
| Cadet Aero | 200 | PVC    | 463       | 2   | 3      | 6'7"    | 4'5"  | 14"            | 44           |
|            | 230 | PVC    | 662       | 3   | 4      | 7'7"    | 4'5"  | 14"            | 53           |
|            | 270 | PVC    | 926       | 3+1 | 6      | 8'10"   | 5'    | 17"            | 68           |
|            | 310 | PVC    | 1257      | 5   | 10     | 10'2"   | 5'1"  | 17"            | 77           |
|            | 350 | PVC    | 1367      | 6   | 15     | 11'6"   | 5'8"  | 18"            | 93           |
| Cadet Alu  | 270 | PVC    | 992       | 3+1 | 8      | 8'10"   | 5'    | 17"            | 82           |
|            | 310 | PVC    | 1323      | 5   | 15     | 10'2"   | 5'1"  | 17"            | 88           |
|            | 350 | PVC    | 1433      | 6   | 20     | 11'6"   | 5'8"  | 18"            | 148          |







A Bombard™ boat is first of all a boat made for the sea – functional, safe, strong and reliable: there is no kidding with the sea. This absolute rigor in the conception and building of our boats doesn't keep us from also offering equipment to make life on board easier and to do all sea activities: diving, skiing, wakeboarding, fishing, spearfishing, etc.

**The Commando is a boat made for action.**

It was built without embellishments: rigid keel, aluminum floor, it makes its way with power and precision, in all circumstances. Is it a surprise that it attracted explorers as well as fishing and spearfishing fans?



## COMMANDO SERIES

Commando Series available in two color choices: RED or BLACK

| Series   | Model | Fabric | Capacity |   | Max HP | Length (ft) | Beam (ft) | Weight: (lbs.) |
|----------|-------|--------|----------|---|--------|-------------|-----------|----------------|
| Commando | C3    | PVC    | 1653     | 6 | 40     | 12'6"       | 5'9"      | 216            |
|          | C4    | PVC    | 1918     | 7 | 50     | 14'1"       | 5'9"      | 240            |
|          | C5    | PVC    | 2535     | 9 | 60L    | 15'5"       | 6'3"      | 282            |



# QUICKSILVER®

## INFLATABLES

PORTABLE, AFFORDABLE FUN!!!



TENDY



SPORT

| Models   | Fabric | Fabric Thickness | Length (m - ft) | Beam (m) | Tube diameter (cm) | Weight (Kg) (incl. oars/paddles) | Max HP |
|--|--------|------------------|-----------------|----------|--------------------|----------------------------------|--------|
| 240 TENDY Slatted                                  | PVC    | 0,7 mm           | 2.40m - 7' 10"  | 1.34     | 36                 | 18.8                             | 4      |
| 250 AIRDECK  | PVC    | 0,9 mm           | 2.49m - 8' 2"   | 1.52     | 42                 | 28.0                             | 5      |
| 320 AIRDECK  | PVC    | 0,9 mm           | 3.20m - 10' 5"  | 1.52     | 42                 | 42.0                             | 20     |
| 300 SPORT (Alu Floor) Medium-Grey                  | PVC    | 0,9 mm           | 3.00m - 9' 10"  | 1.52     | 42                 | 49.0                             | 15     |
| 320 SPORT (Alu Floor) Medium-Grey                  | PVC    | 0,9 mm           | 3.20m - 10' 5"  | 1.52     | 42                 | 54.0                             | 20     |
| 365 SPORT HD (Alu Floor) Medium-Grey or Rescue Red | PVC    | 1,2 mm           | 3.65m - 11' 11" | 1.70     | 44                 | 79.0                             | 25     |
| 470 SPORT HD (Alu Floor) Medium-Grey or Rescue Red | PVC    | 1,2 mm           | 4.70m - 15' 5"  | 1.92     | 50                 | 129.0                            | 60     |



SPORT HD







As the mission profiles of our Military and Professional users continue to become ever more challenging and complex, the Zodiac MILPRO Group continues to innovate and develop new platforms to make those missions successful. Through the years, Zodiac MILPRO™ has developed many ranges to match every mission profile!



## GRAND RAID SERIES

### INFLATABLE WORK BOATS

| Model: | Fabric:     | Capacity: |    | Max HP          | Length:         | Beam:          | Weight:<br>Lbs. |
|--------|-------------|-----------|----|-----------------|-----------------|----------------|-----------------|
| MK2 GR | HYPALON/NEO | 2006      | 7  | 55 hp           | 4,20 m – 13' 9" | 1,75 m – 5' 9" | 201 lb          |
| MK3 GR | HYPALON/NEO | 2692      | 9  | 65 hp           | 4,70 m – 15' 5" | 1,90 m – 6' 3" | 247 lb          |
| MK4 HD | HYPALON/NEO | 3968      | 13 | 80HP / X2 40 hp | 5,30 m – 17' 5" | 2,14 m – 7' 0" | 331 lb          |



**AKA Marine - A Zodiac-Nautic Product**  
Commercial Inflatable Boats meant for the rigorous work applications thrown at them.



## FOLDABLES

| Model  | Fabric  | Capacity<br>(kg – lbs) |           | Max HP | Length<br>m - ft | Beam<br>m - ft | Diameter<br>m - ft | Weight<br>kg - lbs |
|--------|---------|------------------------|-----------|--------|------------------|----------------|--------------------|--------------------|
| F43H-C | HYP/NEO | 950 - 2094             | 8 persons | 50     | 4,30 - 14,1"     | 1,88 - 6'2"    | 0,48 - 1'7"        | 116 - 256          |
| F47H-C | HYP/NEO | 1150 – 2535            | 9 persons | 60     | 4,7 - 15,5'      | 1,9 - 6'3'     | 0,5 - 1'8"         | 128 - 282          |



# ZODIAC MILPRO

Zodiac Milpro™ has developed the ZMSR 380 in collaboration with the International Federation of Rescue. This very light and extremely maneuverable boat is technically accomplished and is particularly efficient in terms of seaworthiness and practical capabilities face to jet skis and other beach rescue material.



## ZMSR SERIES

ZODIAC MILPRO™ SURF RESCUE

Available in Composite, Aluminum or Air-floor configuration:

| Model:   | Fabric:     | Capacity:        |   | Max HP | Length:          | Beam:          | Weight: Lbs.                            |
|----------|-------------|------------------|---|--------|------------------|----------------|---|
| ZMSR 380 | HYPALON/NEO | 700 kg – 1543 lb | 6 | 30hp   | 3,81 m – 12' 6"  | 1,68 m – 5' 6" | 81kg – 179 lb                           |
| ERB 310  | HYPALON/NEO | 530 kg – 1168 lb | 4 | 10 hp  | 3,20 m – 10' 6"  | 1,6 m – 5' 3"  | 39 kg up to 61kg<br>86 lb up to 134 lb  |
| ERB 380  | HYPALON/NEO | 777 kg – 1713 lb | 7 | 30 hp  | 3,93 m – 12' 11" | 1,68 m – 5' 6" | 54 kg up to 86kg<br>119 lb up to 190 lb |
| ERB 400  | HYPALON/NEO | 920 kg – 2028 lb | 8 | 40 hp  | 4,10 m – 13' 5"  | 1,9 m – 6' 3"  | 65 kg up to 99kg<br>143 lb up to 218lb  |

Designed to meet the specific requirements of inland search and rescue organizations, the Emergency Response Boat (ERB) ranges go from storage bag to ready for use in three minutes thanks to their fast-inflation kit.



## ERB SERIES

EMERGENCY RESCUE BOATS





# ZODIAC MILPRO

INFLATABLE BOATS





## SWELLFISH OUTDOOR EQUIPMENT COMPANY



## FS CLASSIC SERIES

| Model | Fabric | Capacity (lbs) |            | Max HP | Length (cm – ft)   |
|-------|--------|----------------|------------|--------|--------------------|
| 350   | PVC    | 1789           | 7 persons  | 25HP   | 350cm - 11ft. 6in. |
| 390   | PVC    | 1962           | 9 persons  | 35HP   | 390cm – 12FT 10IN. |
| 430   | PVC    | 2686           | 10 persons | 45HP   | 430CM – 14FT 1IN.  |
| 470   | PVC    | 2930           | 11 persons | 50HP   | 470CM – 15FT 5IN   |



## FS RESCUE SERIES

SEARCH AND RESCUE

| Model  | Fabric | Capacity (lbs) |            | Max HP | Length (cm – ft)  |
|--------|--------|----------------|------------|--------|-------------------|
| FS 420 | PVC    | 2686           | 10 persons | 45HP   | 430CM – 14FT 4IN. |
| FS 470 | PVC    | 2930           | 11 persons | 55 HP  | 470CM – 15FT 5IN  |



**NEW**

## FS JET INFLATABLE BOAT

| Model        | Fabric | Capacity (lbs) |            | Max HP | Length (ft.) |
|--------------|--------|----------------|------------|--------|--------------|
| FS Jet 400   | PVC    | 2281           | 10 persons | 40HP   | 13.12ft      |
| FS Jet 400XL | PVC    | 2883           | 10 persons | 50HP   | 13.45ft      |
| FS Jet 500   | PVC    | 3548           | 12 persons | 80HP   | 16.40ft.     |
| FS Jet 500XL | PVC    | 4478           | 12 persons | 95HP   | 16.73ft.     |

## Seamax Marine



## OCEAN PRO SERIES

| Model          | Fabric      | Capacity (lbs) |            | Max HP | Length (cm – ft)   |
|----------------|-------------|----------------|------------|--------|--------------------|
| Ocean 600T Pro | HYPALON/CSM | 4289           | 18 persons | 60HP   | 600cm – 19ft. 5in. |





## FS Jet Inflatable Boat

A Jet-tunnel boat built for hunters, anglers and explorers - where the map ends, go.



# RHIB BOATS

(RIGID-HULL INFLATABLE BOATS)

Your next adventure is around the corner. With the largest access for Rigid Hull Inflatable Boats in Central Canada, we have what you're looking. Whether you're looking for your next tender for your boat, to commercial style heavy duty rugged boats meant for whatever throws at them.



## ZODIAC

Equipped with an aluminum double-floor hull, they offer an exceptional sailing experience on this type of format! Their light weight makes them easier to handle and reduces the strain on your yacht's davits.

Now you can choose between our PVC tubes designed in Mehler fabric or our UVresistant NEO tubes by Orca, all in vibrant new colors!



## NOMAD RIB-ALU

| Model:        |     | Fabric | Capacity: |   | Max HP | Length: | Beam: | Tube Diameter: | Weight: Lbs. |
|---------------|-----|--------|-----------|---|--------|---------|-------|----------------|--------------|
| NOMAD RIB-ALU | 3.1 | PVC    | 1020      | 5 | 15     | 6'9"    | 4'5"  | 14"            | 44           |
|               | 3.3 | PVC    | 1208      | 6 | 15     | 7'7"    | 4'5"  | 14"            | 49           |
|               | 3.6 | PVC    | 1230      | 6 | 30     | 8'10"   | 5'    | 17"            | 64           |
|               | 3.9 | PVC    | 1418      | 7 | 30     | 6'7"    | 4'5"  | 14"            | 44           |

Whether diving, fishing or underwater hunting, you can choose and design your boat according to your programme and your preferences: your Pro will adapt! This range is fully customisable, you can fit it out with the equipment you want according to your professional activity or your sailing programme: Sailing clubs, professional or amateur fishermen, scuba or free divers, underwater hunters, etc.



## PRO SERIES

Standard Pack includes T-TOP, Transom Platforms, Bolster Backrest, Bow Rail, Bow Locker Cushion

| Model:           |     | Fabric | Capacity: |   | Max HP | Length: | Beam: | Tube Diameter: |
|------------------|-----|--------|-----------|---|--------|---------|-------|----------------|
| Standard Package | 5.5 | PVC    | 1020      | 5 | 115L   | 6'7"    | 4'5"  | 14"            |
|                  | 6.5 | PVC    | 1208      | 6 | 175XL  | 7'7"    | 4'5"  | 14"            |
|                  | 7   | PVC    | 1230      | 6 | 250XL  | 8'10"   | 5'    | 17"            |



# ZODIAC

The YACHTLINE RIB tender range enhances style, equipment and comfort. Their compact size allows for easy platform or fly bridge storage without compromising on seating. The design of the boarding steps also ensures maximum stability when getting on-board.



## YACHTLINE

| Models | Fabric     | Persons | Capacity | Length (m/ft) | Max HP |
|--------|------------|---------|----------|---------------|--------|
| 360    | PVC or HYP | 4       | 1334     | 3.6m / 11'0"  | 40     |
| 400    | PVC or HYP | 5       | 1620     | 4.0m / 13' 1" | 50     |

The largest boat ever built by Zodiac, the X10CC is THE boat for long, sunny days. Its generous deck space makes it easy to move around its equipment, whatever the number of passengers, which can be as many as 20. Its other assets? A double saloon that can be converted into a double sundeck, seating for between 10 and 13, a fully equipped kitchen, numerous easily accessible storage lockers and top-of-the-range features (folding seats, tinted portholes, topstitched upholstery, painted stainless steel, etc.). For those who don't want to go back to port, there's a cabin with a comfortable berth and bathroom...



## X10CC

| Model | Fabric      | Persons | Capacity | Length (m/ft) | Max HP  |
|-------|-------------|---------|----------|---------------|---------|
| X10CC | Hypalon/CSM | 20      | 3500 kg  | 9.99m / 32.7  | 2x 450L |

\*\* Options include: Fridge 51L, Bow Sundeck + table + backrests, Rear Sundeck + table, Ski Mast, Hard-Top, Bimini 2x, EVA Deck, Shore power EMEA, 2x Garmin GPS, Audio System Fusion, Platforms + 2 Engines Mercury 300 HP with joystick.



# QUICKSILVER®

## INFLATABLES

PORTABLE, AFFORDABLE FUN!!!



## ALU-RIB SERIES

| Models      | Hull     | Fabric | Fabric Thickness | Denier | Length (m) | Beam (m) | Tube diameter (cm) | Weight (Kg) (incl. oars/paddles) | Max HP |
|-------------|----------|--------|------------------|--------|------------|----------|--------------------|----------------------------------|--------|
| ALU-RIB 270 | Aluminum | PVC    | 0,9 mm           | 1100   | 2.70       | 1.63     | 42                 | 38                               | 10     |
| ALU-RIB 290 | Aluminum | PVC    | 0,9 mm           | 1100   | 2.90       | 1.63     | 42                 | 41                               | 15     |



Zodiac X10CC



***We also have access  
to these other  
Commercial, Recreational  
and Luxury brands!!!***

**ZODIAC**  
**HURRICANE**





# WATERSPORTS

## PADDLEBOARDS

### JOBE VENTA 9.6 INFLATABLE PADDLEBOARD PACKAGE

JOBE



The JOBE Venta 9.6 Inflatable Paddle Board Package is an all new shape and is the perfect modular SUP for your adventurous needs! Featuring an easy to install windsurf mount, this inflatable stand up paddle board can take you wherever you want to go and back again with a little help from mother nature! At only 22 pounds inflated the Aero Venta SUP is extremely transported from adventure to adventure. The Aero Venta also features innovative technologies like X-Stitching Construction, Heat bonded technology (for quality and safety), and a traction rail on the bottom of the SUP board for more control of the board on the surface of the water!

PART #: 486421001

### WOW WATERSPORTS ROVER I-SUP PACKAGE W/ CUPHOLDER

WOW

The ROVER SUP from WOW is a 6'0" thick inflatable stand-up paddleboard with a NEW Built-in Cupholder PERFECT for holding your beverage or even our WOW-SOUND Speakers. Inflatable paddleboards offer huge advantages over hard boards because of their small storage footprint, easy portability, and overall durability. This paddleboard weighs about 30lbs and, when deflated, can be put in the included backpack for carrying and can easily fit in the trunk of a small car. The paddleboard is also extremely durable because it is made from military-grade drop stitch material with an extra layer of heavy-duty PVC. When inflated properly to 15 PSI, it can be used by a rider up to 300lbs without any noticeable flex. The SUP BOARD paddleboard comes with an adjustable 3-piece paddle, 3-piece fin set, high-pressure hand pump with pressure gauge, valve wrench and repair kit, as well as a customized backpack. Backed by a 1-year warranty.

PART #: 4897034346244



### JOBE TITAN ARAS 8.6 PADDLEBOARD

JOBE



Small but strong, that's what the Titan Aras SUP Board is all about! This 8.6 SUP is smaller making it more nimble, perfect for lightweight rider or those who want to challenge the waves. It's polycarbonate shell makes for a SUP that's durable and which can take a beating. No matter what you throw at it the Aras is ready to be taken anywhere you'd like.

PART #: 486620001

### WOW WATERSPORTS ZINO 11" INFLATABLE PADDLEBOARD PACKAGE

WOW

The ZINO SUP from WOW is a 6'0" thick inflatable stand-up paddleboard with a NEW Built-in Cupholder PERFECT for holding your beverage, or even our WOW-SOUND Speakers. Inflatable paddleboards offer huge advantages over hard boards because of their small storage footprint, easy portability, and overall durability. This paddleboard weighs about 30lbs and, when deflated, can be put in the included backpack for carrying and can easily fit in the trunk of a small car. The paddleboard is also extremely durable because it is made from military-grade drop stitch material with an extra layer of heavy-duty PVC. When inflated properly to 15 PSI, it can be used by a rider up to 300lbs without any noticeable flex. The SUP BOARD paddleboard comes with an adjustable 3-piece paddle, 3-piece fin set, high-pressure hand pump with pressure gauge, valve wrench and repair kit, as well as a customized backpack. Backed by a 1-year warranty.

PART #: 4897034346237



### BRAVO ISUP INFLATABLE PADDLE BOARD BLUE

BRAVO

BRAVO ISUP Inflatable paddle Board  
NW Sports Logo  
11Ft length x 32" W x 6" thick

**Complete with package:**

- Surfboard Bag, Leash, Combination Paddle
- Double Action Pump, Center Fin, Repair
- Bucket(Repair Wrench, PVC Gasket)
- Waterproof Bag

PART #: 01SUP1120





We have the largest  
selection of

Watersport Tubes and  
Snow Sport Tubes

In Canada!!!





## PULL BEHIND TUBES

### JOKER TOWABLE

WOW Joker Towable - WOW isn't joking around when it comes to making Major League Towables. The JOKER is the latest and greatest on the water. Don't be a fool at the lake and BE SEEN, this HIGH-PROFILE design will sure draw some attention and entertain the ones brave enough to ride AND the bystanders alike. Built with a state-of-the-art design, introducing the exclusive WOW POWER TOWER. The Power Tower System gives riders countless options when it comes to how they ride. Stand, Kneel, Sit, Lay or even Handstand, if you're a jokester like that. The winged bottom minimizes the drag and hugs the riders so they can feel secure -- even when it gets out of hand! Riding solo? Guide your ride using the Power Tower as leverage to steer and glide across the waves.

PART #: 742-211020



### 12 PERSON PARTY RAFT

SEACHOICE 12 Person Party Raft

- Easy boarding
- Dive-thru center hole
- 4 Storage areas
- 12 Individual seats and drink holders
- 4 Extra large pad eyes for mooring / docking
- 4 Heavy duty boarding / carry handles
- Heavy duty welded construction
- Easily inflates/deflates with DuoLock™ Inflation
- Stem

For 15+ years of age

PART #: 50-86841



### SEA-SERPENT OPEN TOP TUBE, 1 PERSON

SEACHOICE Sea-Serpent Open Top Tube, 1 Rider

- Heavy duty partial nylon cover
- Heavy-gauge PVC bladder
- Double webbing foam handles with knuckle guards
- Flat foam handles
- Reinforced towing system
- Speed valve for fast inflation and deflation
- Zippered valve cover
- Arrow shape construction for stability and more control
- Drain vent

PART #: 50-86901



### CHALLENGER

AIRHEAD - 2 Persons. This unique towable has dual tow points and options for multiple riding positions, allowing riders to contend while sitting forwards, backwards, laying down, or kneeling. Featuring 12 double webbing foam handles with knuckle guards, two high backrests, and foam seating and laying pads.

PART #: 253-AHCH03



### BIG AL TOWABLE

WOW Big AL Towable - See you later Alligator! That's what you'll say before you head out on the water with BIG AL. This custom, double deluxe deck tube features a WOW BIG AL theme, two secure saddle seats to ride the beast as well as a large, deck area for 1 to 4 riders to sit, stand, kneel, or lay down. Each side of the deck area has custom EVA foam body pads and a side bumper system built on the edges to keep the riders from falling off when BIG AL gets wild on the water. Not to worry though, this gator doesn't bite! 1-year warranty.

Maximum Capacity: 680lbs. 308kg.

SECURE SADDLE SEATING for 2 riders with EVA foam pad seating and a custom HI-PROFILE BIG AL tail to hold you on for a secure ride

Side bumper system to keep riders on the tube when the ride gets extreme

Large, EVA foam body pads on the deck for the side riders

Heavy-duty, wide-webbed, 3-point tow system construction

Multiple riding positions; ride, sit, lay, stand, or kneel

Built in Molded EZ TOW CONNECTOR for EZ tow point hook up

Heavy-duty full nylon cover with heavy-duty zippers

Heavy-duty PVC bladders

Double webbing foam handles with EVA foam knuckle guards

Zippered valve covers

Speed Valve for fast inflation and deflation

Riders 1-4

Size: 94" x 84" x 52"

PART #: 742-19107



### SEA-NORMUS OPEN TOP TUBE, 1-4 RIDERS

SEACHOICE Sea-Normus Open Top Tube, 1-4 Riders

- Arrow shaped construction for stability and more control for the rider
- Air cushioned floor for comfort
- Heavy-duty partial nylon cover, double webbing foam handles with knuckle guards
- Heavy-gauge PVC bladder
- Speed valve for fast inflation and deflation, zippered valve cover

Made from nylon and PVC

PART #: 50-86904



### SUBMARINE TOWABLE, 3 PERSON

WOW Submarine Towable - All aboard the coolest submarine in the water. This three-person towable is perfect for a trio of buds on an above-water excursion. The high-visibility yellow graphics make it easy for anyone to spot you (and let's be honest, envy you). The large side pontoons make it super easy to board, and the generous middle pontoon gives you secure, stable seating for the ride. The heavy-duty front tow point has an EZ Tow Connector so you can connect your tow rope in no time. Maximum capacity 510 lbs.

PART #: 742-22-WTO-3973



## JET BOAT TOWABLE



WOW JET BOAT Towable - The Jet Boat series from Wow is a serious upgrade on an old design. The torpedo or hot dog in-line towable has been around for years but the problem with these items has always been that they couldn't get outside the wake very easy and on the turns they would tip over because of their high center of gravity. Wow has fixed these problems with their new patent-pending Flex-Form seating system. Flex-Form seating allows the riders to sit down inside of the tube instead of on top. This lowers the center of gravity of the item and keeps it fast and upright on the whips and turns. This added stability is great for those that want to go fast but also for those that want a safer, less eventful ride. The Flex-Form seating is constructed of a nylon harness to keep the rider's bottoms from hitting the water as well as a layer of 4-way stretch, UV resistant material for added comfort.

Secure Form-Fit Cockpit tube

Secure Form-Fit Cockpit Tube Seating built with UV resistant 40-way stretch material for an ultra comfortable ride.

The FORM-FIT cockpit is built with an internal harness to prevent rider's bottoms from hitting the water.

Great family fun towable for young kids and adults who want to sit inside a cockpit for a more secure ride

HI-VIS color brand edition keeps the tube and riders highly visible on the water 4 double webbing foam handles and 2 flat webbing handles

Full nylon cover with heavy duty secure zipper

Heavy-duty PVC bladders

Zippered valve cover

Speed valve for fast inflation and deflation

| PART #:    | DESCRIPTION: |
|------------|--------------|
| 742-171020 | 1-2 PERSON   |
| 742-171030 | 1-3 PERSON   |

## WEINER DOG TOWABLE



WOW Weiner Dog Towable, 1-3 Riders.

Have a tail-wagging good time on the Wiener Dog! The Wiener Dog gives riders a simple way to sit and ride while

utilizing custom shaped, large pontoons for fun, stable, and secure riding. Large EVA foam handles come in handy for when the ride gets a little "ruff"! 1-year warranty.

- WOW's custom Wiener Dog HI-VIS graphics and design is eye-catching for fun and safety purposes
- Built in Molded EZ TOW CONNECTOR for EZ tow point hook ups
- Heavy-duty reinforced tow system construction
- EVA foam pad seating for comfortable riding
- Heavy-duty full nylon cover with heavy-duty secure zippers
- Heavy-duty PVC bladders
- Double webbing foam handles with EVA foam knuckle guards
- Zippered valve covers
- Speed Valve for fast inflation and deflation

PART #: 742-191010

## UNICORN TOWABLE



WOW Unicorn Towable, 1-2 Riders. This Unicorn towable gives 1 to 2 riders a simple way to sit and ride while utilizing custom shaped, large pontoons for fun, stable, and secure riding. Large custom-shaped side pontoons for easy boarding and to keep your ride fun, stable, and secure

Built in Molded EZ TOW CONNECTOR for EZ tow point hook ups

Heavy-duty reinforced tow system construction

EVA foam pad seating for comfortable riding

Heavy-duty full nylon cover with heavy-duty secure zippers

Heavy-duty PVC bladders

Double webbing foam handles with EVA foam knuckle guards

Zippered valve covers

Speed Valve for fast inflation and deflation

1-year warranty

PART #: 742-201020

## HOT LIPS TOWABLE



WOW - Hot Lips 2 Person Towable

If you like to draw attention at the lake, then this is the tube for you. This unique custom big mouth hot lips design will surely get you noticed. We had some fun with this one and we think you will to. But Hot Lips isn't only about looks; this is a great performing tube as well. The drop bottom will give you a fast ride over the wake and through the whips

while the open big mouth cockpit design will make the more timid riders feel secure. Hot Lips has front and back tow points so you can ride in a seated position or chariot style from the back-tow point. Hot Lips is a playful, high-performing, concept towable that will bring you lots of laughs at the lake.

PART #: 742-151100

## SEA CREATURE OPEN TOP TUBE,



### 1-2 RIDERS

SEACHOICE - Sea Creature Open Top Tube, 1-2 Riders

- Secure cockpit seating with backrest and ergonomic slanted leg rest for comfortable riding or lounging
- Drop speed bottom for easy, fuel-efficient towing with less drag on the boat
- Double webbing foam handles with EVA foam knuckle guards
- Heavy-duty PVC bladders
- Speed valve with zipper cover for fast inflation and deflation
- Heavy-duty tow system construction featuring front tow point, heavy-duty partial nylon cover
- Made from nylon and PVC

PART #: 50-86903



## SEA-BEAST DECK TUBE, 1-3



### RIDERS

SEACHOICE Sea - Beast Deck Tube, 1-3 Riders

- Tuff shell full nylon cover w/zipper
- Heavy-gauge PVC bladder
- Double webbing foam handles with knuckle guards
- EVA foam pad
- Reinforced towing system
- Speed valve for fast inflation and deflation
- Zippered valve cover
- Tapered construction is higher in the front than back to prevent submarining and give the rider wild wake action

PART #: 50-86931





## BATMAN SOFT TOP BUBBA TOWABLE



WOW Batman Soft Top Bubba Towable, 1-2 Riders

The flat base offers a smooth ride over the water and minimal drag on the boat and will get this towable going fast on the water. The secure deck seating comes with a super high backrest with sidewalls, great for keeping kids safe and secure. Front and back tow points allow you to ride sitting, laying down, or kneeling chariot style. Also makes a perfect floating couch on the water, great for relaxing with friends.

**PART #: 742-22WTO3930**



## BIG MABLE

AIRHEAD - Big Mable Inflatable Double Rider Towable

This next generation Mable for 1 to 2 riders has a High Backrest and Air Cushioned Side Walls to keep you on board around every whip and turn. Dual Tow Points allow for 2 completely different riding experiences. Sit, lay, stand, or kneel while towing forwards like a deck tube or backwards like a chariot. Tons of Double Webbing Foam Handles with Knuckle Guards and Foam Seating Pads provide a comfortable ride that will keep you coming back for more. Airhead's Patented Speed Safety Valve and Kwik-Connect tow point will save you time to keep on the water longer. This uniquely shaped classic towable features a Heavy Gauge PVC Bladder and Double Stitched Full Nylon cover with Custom Graphics. Multi-functional is the Big Mable's middle name, whether it's providing a unique towable riding experience or making the perfect lounge at any pool, beach, lake or river!

**PART #: AIR 53-2213**



## SUPERMAN SOFT TOP DECKTUBE TOWABLE



WOW - DC Comics Superman Round Soft Top, 3 Persons. Vibrant HI-VIS tropical graphics that won't chip or rub off. This 3-person towable is perfect for you and friends to hop on. The full nylon zippered cover keeps your towable looking great when not in use. The built-in molded EZ Tow Connector makes connecting it to your boat a cinch. The tapered shape (high in the front, low in the back) makes acceleration comfortable.

**PART #: 742-22WTO3928**



## WAKE WALKER TOWABLE



WOW - Wake Walker Towable, 2 Persons. The design helps keep riders in their seats, both with the shape and the strategically placed, easily-grippable handles. The front tow point means you'll be tipped back, feet facing forward, as you glide over big wakes with ease. Durable construction.

**PART #: 742-23WTO4770**



## BIG BETTY

AIRHEAD - 1-2 Persons. Inspired by the Big Mable tube. This boat towable holds 2 people. Riders love the air-cushioned dividers, which provide a secure seated riding experience reminiscent of a cockpit tube. Riders who want a more wild day can turn the tube around and kneel on the deck. EVA foam seating pads keep riders cushioned no matter which way they ride, and self-bailing drain vents keep them dry.

**PART #: 253-AHBT3002D**



## MACHO TOWABLE



WOW - Macho Towable, 1-3 Riders

The Macho Combo from Wow is a new kind of deck tube. You can still ride the Macho Combo like a regular deck tube, lying down and holding on for dear life. But if all that holding on is too much work, you can sit down inside the Secure Cockpit Seating built into the Macho deck tube body. The design team at Wow figured out how to turn the basic one-dimensional deck tube into a multi-positional family fun mobile. Unlike the traditional deck tube which you can only lie down on, the Macho Combo tube allows you to lay, sit, or kneel. What we did was we added Secure Form-Fit seating right in the middle of the tube. Our Secure Form-Fit seating is constructed with an internal, heavy duty nylon harness to prevent the rider's bottoms from hitting the water. On top of that we added a layer of UV-protection treated, heavy-duty, Flex-Sit material to make the cockpit form fitting and ultra-comfortable. The Macho Combo Series is the perfect all in one action towable for the family with kids that want to sit inside a cockpit for a more secure ride and for those more adventurous ones that want to kneel or lie down on the deck and just hold on for dear life

| PART #:    | DESCRIPTION: |
|------------|--------------|
| 742-161010 | 1-2 RIDERS   |
| 742-161030 | 1-3 RIDERS   |

## SUPER BUBBA HI-VIS TOWABLE



WOW Super Bubba Hi-Vis Towable, 1-3 Riders

The Bubba couch style towables are some of the most popular tubes on the market. They make for a perfect starter tube for the family just getting into towables but also they are a tube that just about anybody can have fun on. The Bubbas come with a flat base for a smooth ride over the water and minimal drag on the boat. The SECURE DECK SEATING on the Bubbas come with a super high backrest with sidewalls which is great for keeping young kids safe and for giving them a secure feeling if they are just getting started on towables. But don't get us wrong, these aren't just for little kids. The high backrest just means its more difficult to fly off on the more wild rides. The smooth, flat base will get this baby going fast on the water if that's what you're in to. The Bubbas also come with front and back tow points so you can ride sitting, laying down, or kneeling chariot style. And after your ride is over the Bubbas make a perfect floating couch on the water. Great for relaxing with your friends at your favorite body of water.

**PART #: 742-171060**



## CHARIOT TOWABLE



WOW - Chariot Towable, 2 Persons.

Safety, durability, and speed! Sit, stand, or kneel as you zip over waves. In addition to having three ways to ride, there are dual tow points that allow the tube to face either direction. The backrest and the foam webbing handles provide support so you can stay on while speeding ahead. Made from heavy duty materials.

**PART #: 742-23WTO3976**



## BIG BUDDY TOWABLE



Big Buddy Towable, 1-2 Riders. The Big Buddy 2 is an updated, all PVC version of a classic towable. The EZ-Up Nose allows for minimal drag, making takeoffs a breeze, a footrest for lounging or a spray blocker for the riders while in action. The side rests are EXTRA long to protect the riders. WOW, blowing the competition out of the water, again and again.

**PART #: 742-22WTO3930**



## SUPER BIG BETTY



**AIRHEAD** - If you've heard about Big Mable, you know Airhead 3-person towable tubes mean business. Likewise, Super Betty is a 3-person towable tube with a long list of top-notch features. Riders love the air-cushioned dividers, which provide a secure seated riding experience reminiscent of a cockpit tube. Riders who want a more wild day can turn the tube around and kneel on the deck. EVA foam seating pads keep riders cushioned no matter which way they ride, and self-bailing drain vents keep them dry.

**PART #: 253-AHBT3003D**



## GREAT BIG BETTY



**AIRHEAD** - 1-4 Persons. Inspired by the Big Mable tube the air-cushioned dividers provide a secure seated riding experience. EVA foam seating pads keep riders cushioned no matter which way they ride, and self-bailing drain vents keep them dry.

- Dual Tow Points: Two separate tow points so you can decide how you want to ride
- Fully Covered: Entire tube is covered with our double-stitched nylon to ensure both comfort and years of use
- Dividers: Small inflatable walls that help ensure each rider has their own space
- Patented Speed Safety Valve: Patented simple valve for quick and easy inflating and deflating

**PART #: 253-AHBT3004D**



## CARVE



**AIRHEAD** - 1 rider tube for boating & watersports  
Kwik-Connect - Airhead's patented Kwik-Connect for quick and easy rope connection  
Easy to steer and slalom in and out of the wake  
Speed Safety Valve - For fast and easy inflating and deflating  
Padded Handles - Non-slip cushioned handles providing comfort and stability  
**PART #: 253-AHCV11**



## WONDER WOMAN SOFT TOP DECK TUBE TOWABLE



WOW - DC Comics Wonder Woman 2 Person Soft Top, HI-VIS image won't chip or rub off. A 2-person towable, perfect for you and a friend. The full nylon zippered cover keeps your towable looking great when not in use. The built-in molded EZ Tow Connector makes connecting it to your boat a cinch. The tapered shape (high in the front, low in the back) makes acceleration comfortable.

**PART#: 742-22WTO3929**



## LASER TOWABLE



WOW - Laser Towable, 3 Persons. Cockpit tube that offers equal parts thrill and safety. Made from 840 denier nylon across the main body and a thick PVC base to withstand high speeds and strong sun rays. Two riders can face forward in the cockpit-style seats with a third friend kneeling in the back for even more excitement. Features five total handles.

**PART #: 742-23WTO4644**



## BLAST TOWABLE



**AIRHEAD** - 1-4 Rider Towable. Designed with 12 neoprene knuckle guard handles, dual tow points, and a Kwik-Connect that helps you get your tube out on the water

Made from heavy-duty PVC bladder with welded seams and a Speed Safety Valve that allows for quick inflating and deflating  
Tube features double stitching throughout the tube cover and a self-draining floor

Tropical themed tube cover gives this tube a unique design, making it perfect for the lake, beach, and other bodies of water.

| PART #:    | DESCRIPTION: |
|------------|--------------|
| 253-AHBL12 | 1 RIDER      |
| 253-AHBL22 | 2 RIDERS     |
| 253-AHBL32 | 3 RIDERS     |
| 253-AHBL42 | 4 RIDERS     |



## LUCKY DUCK TOWABLE, 2 PERSON



The Lucky Duck was specifically designed to be the lucky new friend to join in on the family fun! Another member of the Ducky family at WOW, this action packed towable is bound to spread some smiles and - of course, good times. The deep cockpit seating with high backrest makes the riders feel more secure while the new drop speed bottom glides smoothly over the water creating less drag on the boat. With the Luck of the Duck, you will be able to enjoy this 2-in-1 towable. Front and back tow points allow for a variety of rides and is sure to be loved by the whole family.

**PART #: 742-191040**



## VIPER 2

AIRHEAD - VIPER 2

AIRHEAD's VIPER series is a collection of cock-pit style towable tubes. The boat hull shaped bottom is the key to the unparalleled lively and stable ride. VIPER inflatable tubes are perfect for young children who need a more secure ride or are new to water sports. The durable 30 gauge bladders are completely encased in durable double-stitched nylon and the striped nylon wrap handles have neoprene knuckle guards for comfort.

**PART #: AIR AHVI-F2**



## SHARK TRAINER



JOBE - 1 Person. Amazingly suitable and sweet for children. The perfect towable to capture the basics of riding a towable or water-skis. The round-shaped nose makes sure your mini-me stays protected and makes easy boarding possible.

**PART #: 673-230120002**



## SNOW TUBES

### SURGE TARPAULIN



WOW - Surge Tarpaulin-Bottomed, 1 Person. Speed, convenience, and quality collide with SURGE, a snow tube designed for the adventurous spirit. This 1 person inflatable snow tube is no joke: the heavy-duty partial cover and dual double webbing foam handles make it easy to hold on tight and keep your cool on even the slickest, most chilly days. It's also designed to last—with heavy gauge cold crack PVC and heat-sealed seams that promote years of use. It's perfect for winter daredevils, because the ski polish tarpaulin bottom allows fast sliding while resisting punctures from ice and rocks. The tow leash helps you take it up the mountain, and the fast inflation valve helps you deflate in a flash.

**PART #: 742-22WST4435**



## SCOUT



JOBE - 2 Person. This is what they call a sweet ride. Keep that airline flow going with this 2-person towable with luxurious tapered shape for easy entry. This is truly a fun towable, providing a crazy combination of excitement, stability and comfy seating comfort. It's broad widespan and round shape make it glide easy over big waves. A neoprene seat pad gives a little more grip while splashing around. The Scout is fully covered in durable 420 denier nylon with a welded 24-gauge PVC bladder. Easily connect your rope to the quick connector.

**PART #: 673-230220005**



## HYDRA



JOBE - Hydra Towable 1P This 1 person towable is one of the fastest around. Jump & fly safely with its PVC-inside and a rough double-stitched nylon outer-layer. The Hydra is shaped-super-sharp, allowing you to reach top speeds. It's quick rope connector is as fast as you, and makes easy connection and detachment possible. Hold on tight to the 2 comfy neoprene knuckle guards.

**PART #: 673-230120009**



## HOTSEAT



JOBE - Hotseat Towable 1P Set foot on the almighty Hotseat, JOBE'S fastest and most durable 1 person donut towable. The difference between the Hotseat and the other donut towable is the full 840 denier cover, which makes this the most durable donut towable. The Hotseat is equipped with 4 luxurious neoprene knuckle-guard handles which offer grip and comfort.

**PART #: 673-230120008**



## LEGEND HARD BOTTOM SNOW TUBE



WOW - Legend Hard Bottom Snow Tube, Legend is a fast snow tube that honors its name (and then some). To start, this tube far exceeds your average snow sled because it's specifically designed for downhill sledding. Features like a heavy-duty full cover and hard shell super slick bottom help you slide quickly, whether you're on packed snow or powder. There are four double webbing foam handles designed to help you hang on while wearing mittens, and the heavy gauge cold crack PVC has heat sealed seams that keep this tube in commission for years. Transport it up the hill with a tow leash and easily inflate or deflate with the fast inflation valve. Whether you're flying solo or sledding alongside friends, Legend is one of the best snow tubes for enjoying the winter season.

**PART #: 742-22WST4436**



## POW! SNOW TUBE -56



WOW - POW! SNOW TUBE -56, 1-2 Person. Make memories with the WOW POW! giant snow tube, the go-to winter tube for endless thrill that fits 1-2 riders. POW! is durable and cold-resistant, thanks to heavy gauge cold crack PVC with heat sealed seams. This inflatable snow tube stands out with four PVC molded handles, which add dexterity for the single rider, or extra safety with two on board. There's also an extra slick PVC bottom to ensure smooth and speedy riding. It's convenient, too: The fast inflation valve helps you quickly deflate when you're ready to wrap up the day. Whether you use it as a one or two-person snow tube, this versatile and long-lasting winter tube will keep you reminiscing on the fun long after your boots have dried.

**PART #: 742-22WST4434**



## SNOW TUBE BOBSLED



WOW - Snow Tube Bobsled for Kids and Adults, feel like you're driving a snowmobile with the unique shape of Bobsled, a one-person snow tube you can ride kneeling or sitting. The shape of this inflatable snow tube provides a shield from snow, and the two molded handles help you keep a tight grip. The PVC slick bottom on our Bobsled winter tube allows for a fast and fun riding experience every time. Lastly, the durable construction features heavy-gauge cold crack PVC with heat sealed seams, so you can trust this tube to help you make memories all winter long.

**PART #: 742-22WST4439**



## SNOWSTEER SNOW SLED



WOW - SnowSteer Snow Sled, Discover an entirely new snow tubing experience with Snowsteer, a winged 1 person snow tube that helps you slide. Made to optimize downhill sledding, Snowsteer is an oblong shape with four double webbing foam handles that let you lie down on your belly and catch some serious wind. The top deck riser wings keep you on board as the ski polish heavy-duty tarpaulin bottom adds slickness and speed. Best of all, the heavy-duty molded bottom has snow runners that help you navigate with ease. You'll also love the heavy-gauge cold crack additive, which keeps this winter snow tube in top shape for many winters to come. Add in the fast inflation valve for quick inflation and deflation, the padded zippered valve covers, and the convenient tow leash, and you'll see why so many winter lovers call this best inflatable snow tube you can buy.

**PART #: 742-22WST4437**



## SNOW-DOZER SNOW TUBE- 42



WOW - Snow-Dozer SNOW TUBE- 42, Looking for a single or double rider snow tube that can take your winter to new heights? The WOW Sports Snow-dozer is the king of all winter snow tubes. This classic donut tube is crafted with heavy duty PVC, radio frequency welded seams, and cold crack additive—built to resist wear and tear in snowy conditions. Bulldoze the snow with two safe and durable PVC handles (with room for mittens!), which help you hold on tight as you speed down the slopes in a lying or sitting position. The best part? The bright, abstract colors, cockpit design, and oversized shape makes this winter sled perfect for both kids and adults, so the entire family can enjoy.

**PART #: 742-22WST4433**



## TRACER TOWABLE



WOW - Tracer Towable, 1-2 Riders  
Want a tube that delivers fun in both the snow and the water? Tracer is an all-season tube that does exactly that. In summer, use Tracer as a towable tube that connects securely to your boat with a heavy-duty tow system. In winter, it's designed for downhill snow tubing the whole family can enjoy. The heavy gauge cold crack PVC has heat sealed seams that ensure this tube lasts for years of winter and summer fun. There's also four double webbing foam handles and knuckle guards that help you hold on tight, and a ski polish heavy-duty tarpaulin bottom for puncture resistance on either waves or snowy hills.

**PART #: 742-22WST4438**





# WOW

## ***SNOW SLED TUBES WHEN THE COLD WEATHER HITS***



**DIRECTIONAL  
BOTTOM**

### **BOBSLED**

- HEAVY-DUTY PVC WITH DIRECTIONAL BOTTOM
- INFLATED SIZE: 48 x 29 x 22 IN



**KIDS  
LOVE  
IT!**

### **SURGE 41 IN**

- HEAVY-DUTY PARTIAL COVER
- SKI TARPAULIN BOTTOM



# KNEEBOARDS, WATER-SKI'S, AND WAKEBOARDS

## BUZZ TRAINERS WATERSKIS

JOBE



JOBE - The Jobe Buzz Trainers Waterskis are the perfect beginner level combo skis for kids. The kids water skis feature bright fins for extra visibility and safety plus everything you need to get your little one up on the water in no time!

PART #: 673-203421001

## WIDE BODY INTERMEDIATE SKIS

AIRHEAD



AIRHEAD Wide Body Intermediate. Learn to water ski with our Wide Body Water Skis, which are the perfect way for kids and teens to become more confident on the water. These 54" water skis make it easy to deep water start, stand up, turn, and drop a ski to slalom.

Instead of plowing and wiping out, these beginner water skis will have you popping out of the water with ease. These 54" water skis also help you scale up your skills: the wide tips are excellent for jumping wakes and improving dexterity under high speeds. Water skiing is a breeze with the durable composite and foam core construction, which features fiberglass reinforced nylon fins for tracking.

A removable cross bar is provided for first timers, which can be removed as you advance your skills. The Wide Body Water Skis for beginners are crafted with dual density bindings and can be adjusted from US sizes 2 to 9.

PART #: 253-AHS900

## WIDE BODY COMBO SKI

AIRHEAD



AIRHEAD Wide Body Combo. Our Wide Body Combo Skis are perfect for skiers who want stability and support at all speeds. The fins are reinforced with fiberglass, which provides precise tracking with each twist and turn. These 65" water skis feature an extra wide tip, which displaces more water to directly create a stronger foundation. The wide body style also makes for easy start-ups, so you don't have to worry about lag—especially if you're a timid or beginner water skier. They're not just for novices, though. The same wide tip that boosts stability helps advanced skiers take bold, playful moves on the water, whether that's mastering a water ski jump or cruising at high speeds. These wide body water skis are perfect for newbies and experts, making them a great investment the entire family can enjoy. These water skis have dual density, slide-type adjustable bindings, which fit US sizes 5-12.

PART #: 253-AHS1400

## HEMI COMBO WATERSKIS

JOBE

JOBE Hemi Combo Skis. The Jobe Hemi combo waterskis are the perfect water skis for beginners. The wide profile makes starts super easy and the detachable stabilizing bar keeps your skis together. The wide profile together with the tunnel bottom design make these waterskis suitable for both combo and slalom waterskiing.




- Beginner level water skis
- Bright fins for extra visibility
- Comfortable front toe and adjustable heel
- Extra overlay for durability
- Glossy protective top finish

| PART #:      | DESCRIPTION:      |
|--------------|-------------------|
| 202422001-59 | 59" UP TO 121 LBS |
| 202422001-65 | 65" OVER 121 LBS. |

## COMBO SKIS

AIRHEAD



AIRHEAD Combo Skis. With these Combo Water Skis, you'll strike the sweet spot between stability and skilling up. These skis are the ideal option for families that have a range of skill levels, because they're perfect for both novices and well-seasoned skiers. These 67" water skis feature wide tails and tunnel-shaped bottoms.

They also provide the ultimate balance of performance and control, and they boast superior turn tracking with every whip and dip. The composite construction and fiberglass reinforced nylon fins ensure years of service, whether you're using them as trick water skis or water skiing for leisure. These combo water skis are perfect for newbies and experts, making them a great investment the entire family can enjoy. These water skis have dual density, slide-type adjustable bindings, which fit US sizes 5-12.

PART #: 253-AHS1300

## SPLASH KNEEBOARD

JOBE

JOBE Splash Knee Board. This kneeboard is fully padded from its EVA foam knee pad and strap to keep those landings nice and smooth. The playfulness off the winged outline and base channel design gives you a lot of fun with carving and slashing through the water! plus an easy start handle hook to help you getting on top of the water. For someone who needs a durable entry level kneeboard look no further than the Jobe Slash!

PART #: 673-252522002





## STREAK KNEEBOARD

JOBE

JOBE Streak Kneeboard. It's time to continue your winning streak with the Kneeboard Streak. This board is fully padded with its knee pad and EVA foam strap to keep landings pleasant without impact.

The Streak is also designed with molded fins for extra traction and a rudder hook for easy starting!

For someone who needs an entry-level, durable board, look no further than the Jobe Streak!

**PART #: 673-252521002**



## SENTRY KNEEBOARD

JOBE

JOBE Sentry Kneeboard. Check-out the JOBE Sentry Kneeboard Blue! This kneeboard is fully padded from it's EVA foam knee pad and strap to keep those landings nice and smooth. The Sentry also features molded in fins for extra traction plus an easy start handle hook to make getting up a breeze. The Jobe Sentry is the perfect kneeboard for beginners looking for a forgiving first experience on the water!

**PART #: 673-252721001**



## LOGO SERIES WAKEBOARD

JOBE

You know Jobe, so you already know the Jobe Logo Series Wakeboard. This classic, tried and true model is truly one of the greats. Featuring a high-press core with double concave bottom for smooth landings, the Logo Series keeps you in control with any trick you want to throw down. A 3-Stage rocker shoots you up high and brings you down softly thanks to a center spine for a smoother landing.

**PART #: 673-278822011**



## CHARGE WAKESURF BOARD



AIRHEAD - Charge is a family-friendly wakesurf board designed for agility and speed. The full foam construction ensures that this wakesurfing board is light and airy—perfect for taking on all your family adventures.

There are three removable fins, which you can leave on to increase stability, or remove to try your hand at more wakesurfing tricks. This affordable wakesurf board has all the essentials: an EVA traction pad for maximum foot grip, a 4 inch nose rocker for more stability, and an

aerodynamic design for optimal speed.

Additionally, the bright pink, blue, and white design is sporty with a touch of sass, making it perfect for families with childrens, teens, and adults who want to hop in on the wakesurfing fun. Order the Charge Wakesurf Board today!

**PART #: 253-AHWS04**



## BANZAI WAKESURE BOARD



AIRHEAD - Bonzai is a compression molded fiberglass surf-style wakesurf board with dual hook grooves, making it the perfect wakesurf board for beginners and experts. This cruiser-inspired board takes its design from the woody-style surfboards that reigned in the 1960's.

It features a tapered profile and surf-style rocker that helps you cruise at high speeds without drag. This ode to days gone past is combined with modern innovation, and the large molded EVA pads make it easy to maintain control as you twist and turn through every wave.

On this beginner surf-style wakesurf board, there are also mellow rails that respond to your movements without overtaking the ride. The fiberglass design is more stable than foam boards, so they're perfect for learning how to ride or perfecting your style.

**PART #: 253-AHSWF01**



## FRACTION | SURF-STYLE WAKESURF BOARD



AIRHEAD - Composite Tri Fin Wakesurf Board Fraction is a modern wakesurf board with premium features and unparalleled performance. This airy, lightweight board features composite construction and a durable EPS core that keep it fresh for years to come.

This Airhead wakesurf board also features a diamond-cut traction pad that keeps riders stable and balanced, plus carbon stringers that boost durability without adding extra weight. This, along with the progressive rail, improve control while throwing tricks and spins. With three removable thruster fins, Fraction provides stability and speed at the same time.

There's also a customizable FCS box for storing fins safely away. The blue, red, and yellow design takes on a modern look that looks great behind any boat. Fraction wakesurf board promotes an unmatched experience without sacrificing safety, comfort, or style.

**PART #: 253-AHWSF07**



## WATER-SKI AND TUBE TOW ROPES

### 75' WATER SKI ROPE WITH 12" HANDLE

SEACHOICE - Water Ski Rope With 12" Handle, COMPETITION SKI ROPE ASRT COL

- 16-Strand hollow braid polypropylene rope • Rope and handle float for quick and easy retrieval on the water • Coated to resist the damaging effects of UV light • Rope keeper keeps your rope coiled and out of the way when not in use • Color may vary

Length: 75" - Sections: 1 - Grip: Textured Rubber  
PART #: 50-86651



### TUBE TOW ROPE, 60 FT. LONG

SEACHOICE - Tube Tow Rope, 60 Ft. Long, Tows Up to 6 Riders.

- TOW ROPE-6K TENSILE STRENGTH
- Will accommodate up to 6 riders
  - Reusable storage keeper included
  - Line Material / Strand: 16 strand (3/4" Dia.)

- Connection: 6" Loop at end

PART #: 50-86671



### 4-SECTION WAKEBOARD ROPE, 70 FT.

SEACHOICE - 4-Section Wakeboard Rope, 70 Ft. Long, 15 in. Handle w/Textured EVA Grip, 6 in. Trick Handle

- 16-Strand hollow-braid polypropylene rope
- 15 Inch handle with textured EVA grip
- 6 Inch trick handle provides extra leverage and power for spins

Sections (35, 10, 10, and 10 feet) allow wakeboarder to shorten or lengthen the rope according to preferred area of the wake

Rope floats for quick and easy retrieval on the water  
Coated to resist the damaging effects of ultraviolet (UV) light

PART #: 50-86723



### INFLATABLE TUBE/SKI TOW ROPE 1-RIDER, 3/8" X 50 FT.

SEACHOICE - Inflatable Tube/Ski Tow Rope 1-Rider

- 3/8" x 50ft
- Meets AWSA.

Color may vary.

Designed to tow one (1) person, maximum rider weight 225 lbs. in an inflatable tube.

16 strand, 3/8" diameter polypropylene line, 2 looped ends.

Quick connect hook to boat only.

6" Loop at end connection

Rope floats

50ft

Sections: 1

Tensile Strength: 2375lbs

PART #: 50-86681



### BUNGEE DOCK LINE

AIRHEAD - The Airhead Bungee Dock Lines absorb shock to boats, cleats, docks, pylons, and other hardware. The bungee cord is hidden inside the rope, where it acts as a built-in snubber.

Two foam floats on these bungee dock lines protect the boat from chafing, which extends its longevity. There's a sliding adjustment at both ends for quick, efficient docking. These dock lines are recommended for docking boats and PWC's up to 3,500 pounds.

The tensile strength of the rope is 2,150 pounds, and it stretches to 5 1/2 feet. This boat dock tie comes in a multi-color black, blue, and red color scheme.



| PART #:   | DESCRIPTION: |
|-----------|--------------|
| 253-AHDL4 | 4 feet       |
| 253-AHDL5 | 5 feet       |
| 253-AHDL6 | 6 feet       |

### TOURNAMENT WATER SKI ROPE

SEACHOICE - TOURNAMENT SKI ROPE- ASSRTD COLOR

- 16-Strand hollow-braid polypropylene rope resists rot

12 Inch handle with rubber grip

Rope and handle float for quick and easy retrieval on the water

Coated to resist the damaging effects of ultraviolet (UV) light

Rope keeper keeps your rope coiled and out of the way when not in use  
Color assorted

PART #: 50-86621



### TOW ROPE-3K TENSILE STRENGTH, 60FT.

SEACHOICE - Tow Rope-3K Tensile Strength  
Brand new, SEACHOICE Tow Rope-3K Tensile Strength.

This product is designed to tow two (2) riders, maximum rider weight 340 lbs.

Reusable storage keeper included.

16 strand (3/8" Diameter)

6" Loop at end

PART #: 50-86661



### 4K BOOSTER BALL

AIRHEAD - Modeled after an inflatable buoy & this ball has a tow rope connected to both ends. This design helps keep the rope elevated & which boosts visibility. The ball acts like a shock absorber that minimizes drag and enhances your boat's fuel economy. Also reduces rope spray for a more seamless ride.

Designed for 1 to 4 riders towable  
4&100 lb break strength

Fully Covered: Entire tube is covered with our double stitched nylon to ensure both comfort and years of use

Speed Safety Valve: Patented simple valve for quick and easy inflating and deflating

PART #: 253-AHBB2030D





## DAVIS SWIM STIRRUP

Swim Stirrup™ BY DAVIS INSTRUMENTS

The Swim Stirrup® has been carefully engineered to provide safe, easy access to small boats for swimmers or water skiers. Durable, reliable design attaches to gunwales, transoms, or open bows. Easy to install, easy to use—it even floats!

- Perfect for rowboats, ski boats, dinghies, sailboats.
- Adjustable length to fit your boat.
- Hardware included

**PART #: 166-1466**



## ZODIAC SIDE RIGID BOARDING LADDER



Zodiac Stainless Steel Side Boarding Ladder  
 Folded 47cm x 37cm  
 90cm Fully Opened  
 34cm between top & bottom step  
 Width 36cm  
 Comes with length of Rope & S/St Clip  
**PART #: Z61087**



## BOW STORAGE BAG



Replacement bow storage bag for Zodiac Boats, or other inflatable boats with the 4 front mounted d-rings. Keep your boat organized with Zodiac's Bow Storage Bag.

Replacement for Zodiac Futura and Classic Mark series models.

**PART #: Z3471**



## C-TUG DINGHY WHEELS



C-TUG Dinghy Wheels are a lightweight and rugged option for transporting your dinghy up the beach, or down the boat ramp, avoiding having to carry the heavy load. Ideally suited for inflatable boat tenders or small lightweight aluminium boats.

**PART #: 50-0009-51**



## C-TUG CANOE & KAYAK CART



C-Tug Kayak and Canoe cart sets the standard with its sophisticated style and precision design. C-Tug is the best, most versatile and durable kayak cart on the market. It carries up to 120kg (260 lbs), dismantles for easy stowing, won't rust. The only "engineered" cart on the market!

**PART #: 50-0001-71**



## C-TUG DOUBLE UP BAR



The Double Up Bar allows you to assemble 2 x C-Tugs together, spreading the load and allowing you to carry heavier kayaks or boats. The bar is a specific length to keep the wheels close together allowing the double cart to be turned easily.

**PART #: 50-0007-71**



## BOW PAD MOUNT

Allows for ease of installation with lights kits that have the clamp on style brackets.

**Color:** Gray

**Pad Dimensions:** 4" Round  
 Stainless Steel Hardware  
 (Glue SOLD Separately)

**PART #: 957-RP321G**



## EZ LOAD LAUNCHING WHEELS



SEAMAX Easy Load Boat Launching Wheels Set is designed by SEAMAX Canada. Made of the strongest marine grade T6 aluminum alloy with CNC processing. Shiny looking anodized coating on all aluminum parts. The product is good for saltwater using. Small parts are all made of solid stainless steel.

**PART #: SEAMAXEZLOAD**



## DELUXE LAUNCHING WHEELS



Deluxe Boat Launching Dolly, 4 Positions and 4 Stages Removable and Adjustable Legs, 14" Pneumatic Wheels. Made by the marine grade T6 aluminum alloy with CNC processing and shiny looking anodized coating against the corrosion. This product is good for saltwater use. Small parts are all made by solid stainless steel and reinforced Nylon.

**PART #: SEAMAXDELUXE**



## MILITARY EDITION LAUNCHING WHEELS



DELUXE LAUNCHING WHEELS MILITARY EDITION, 4 Positions and 4 Stages Removable and Adjustable Legs, 14" Pneumatic Wheels.

Made by the marine grade T6 aluminum alloy with CNC processing and shiny looking anodized coating against the corrosion. This product is good for saltwater use. Small parts are all made by solid stainless steel and reinforced Nylon.

**PART #: SEAMAXDLXMILBLK**



## TRANSDUCER ARM MOUNT W/GEAR HEAD

KAYAK / SUP TRANSDUCER ARM MOUNT WITH GEAR-HEAD ADAPTER

- Kayak/SUP Transducer Mounting Arm made of high strength composite material that will give you years of service without any corrosion
- Designed for kayaks and small boat use
- Transducer Arm telescopes from a compact 11.5 inches to 18 inches when fully extended and swivel 360 degrees
- This fully adjustable design includes the No. 415 Slip Discs that offer infinite micro position changes
- Includes the No. 438 Gear-Head Track Adapter and our 440-4 Low Profile Track

**PART #: 736-141**



## SPRAYHOOD AND BOW BAG SUPPORT PLUG

Zodiac Sprayhood Support Plug – Black  
Diameter: 70mm  
**PART #: Z3957**



## OAR AND BOW BAG BUTTON ATTACHMENT

Zodiac Oar and Bow Bag Button Attachment – Gray  
Diameter: 70mm  
**PART #: Z2816**



## PVC BOW CLEAT

Bravo Universal PVC Bow Cleat and Anchor pad for inflatable boats. Convert your inflatable boat or kayak to have a bow anchor or cleat available.  
**PART #: ART415**



## 140 KAYAK / SUP TRANSDUCER ARM MOUNT

140 KAYAK / SUP TRANSDUCER ARM MOUNT FOR POST MOUNTS

- Kayak/SUP Transducer Mounting Arm made of high strength composite material that will give you years of service without any corrosion
- Designed for kayaks and small boat use
- Transducer Arm telescopes from a compact 11.5 inches to 18 inches when fully extended
- Includes the No. 241L Locking Combination Side/Deck Mount and Scotty Post (which fits into any Scotty Rod Holder Mount)
- This fully adjustable design includes the No. 415 Slip Discs that offer infinite micro position changes

**PART #: 736-140**



## WEAVER ULTRA MOUNT



High grade aluminum construction. Mounts with 3 Weaver mounting pads (included) which must be attached with the proper inflatable boat glue. Excellent platform for fishing downriggers, outboard remote controls and other accessories.

| PART #:    | DESCRIPTION: |
|------------|--------------|
| 957-UM001  | BLACK PADS   |
| 957-UM001G | GRAY PADS    |

## ROD HOLDERS, ACCESSORIES & MOUNTS



Powerlock Rod Holder



Bait Caster/Spinning Rod Holder



Orca



Track Adapter



Holder Mount



Clamp Mount



Glue-On Mount Pad



Sounder/Fishfinder Mount



Universal Fishfinder Mount Large



Cup

| PART#:    | DESCRIPTION:                           | PART #:   | DESCRIPTION:                     |
|-----------|--|-----------|----------------------------------|
| 736-229BK | POWERLOCK ROD HOLDER                   | 736-341GR | GLUE-ON MOUNT PAD - GRAY         |
| 736-230BK | POWERLOCK ROD HOLDER W/BASE            | 736-341BK | GLUE-ON MOUNT PAD - BLACK        |
| 736-279   | BAIT CASTER/SPINNING ROD HOLDER        | 736-0439  | TRACK ADAPTER                    |
| 736-280BK | BAIT CASTER/SPINNING ROD HOLDER W/BASE | 736-368   | SOUNDER/FISHFINDER MOUNT         |
| 736-480   | ORCA ROD HOLDER                        | 736-367   | UNIVERSAL FISHFINDER MOUNT LARGE |
| 736-241L  | HOLDER MOUNT                           | 736-311BK | CUP HOLDER                       |
| 736-449   | CLAMP MOUNT                            |           |                                  |



# AIR VALVES AND VALVE CAPS

## BRAVO PRV VALVE

Quicksilver Bravo PRV Pressure Relief Valve.  
Replacement For Quicksilver Hypalon RIB's and other boats with similar valve.

Open: 4.0psi

Close: 3.1psi

PART #: 8M0168452



## HALKEY ROBERTS STYLE PRV VALVE

Incept Airflow Pressure Relief Valve 4.0 PSI  
The Incept Airflow Pressure Relief Valve gives reliable protection from over-inflation and sudden pressure spikes caused by rafting impacts.

PART #: PRV-INCEPT



## MILPRO HIGH FLOW PRESSURE RELIEF VALVE

High Flow PRV valve for Zodiac, Hurricane, MILPRO and other models. Prevents over pressuring of tube chamber.

Rated for 3.0 -3.5 PSI



| PART #:   | DESCRIPTION:                              |
|-----------|---|
| TV10065   | HIGH FLOW PRESSURE RELIEF VALVE HIGH FLOW |
| TV10065-1 | PRESSURE RELIEF VALVE CAP                 |

## SAFETY RELIEF VALVE PLASTIC AIR SCREW VALVE

Universal Safety Relief Valve Plastic Air Screw Valve

OPEN: 3.5 psi

CLOSE: 30 psi

Features:


1. This is a pressure reducing valve, suitable for hoses for inflatable boats, kayaks, etc.
  2. Suitable for most inflatable boats, river rafts and kayaks, with good compatibility.
  3. The installation is simple, convenient and reliable. It is lightweight, portable and easy to use.
  4. Simple operation, and the safety valve makes it easy to deflate the inflatable boats, saving time and effort.
  5. Double sealing protection, with excellent air leakage performance, is an excellent accessory for boats.
- The installation is simple, convenient and reliable. It is lightweight, portable and easy to use.
- This is a pressure reducing valve, suitable for hoses for inflatable boats, kayaks, etc.
- Double sealing protection, with excellent air leakage performance, is an excellent accessory for boats.



## BOSTON VALVES

AIRHEAD Boston Valves with EZ Grip Base.  
Inflate with speed and flexibility! 2 Boston Air Valves from AIRHEAD Boston Air Valves.

PART #: AHBV-2



## ACHILLES AIR VALVE ASSEMBLY

Achilles replacement PH screw-in air valve.

Fits all of Achilles recreational boats.

Achilles has never changed their recreational valve. If this looks like your valve - this is it.

Comes complete with C349GY valve cap, C344 O ring, C3421 valve flapper and C343N valve strap. See related products below for extras.  
6 threads.

Also fits Dynous and Nissan Inflatables.

Outer diameter of threaded part is 1 5/16".

PART #: C342GY



## H3 HALKEY ROBERTS AIR VALVE W/CAP



Replacement Halkey Roberts Air Valve with Cap - New Style

PART #: 690NSBV



## SPEED SAFETY VALVE

SSV-1 - AIRHEAD Speed Safety Valve - Replacement

Air fill valve for towable tubes, river tubes and other similar style valves.

PART #: SSV-1



## BRAVO 2005 AIR VALVE

SCOPREGA Bravo 2005 Valve Assembly 3 Prong Cap

- Adaptable valve, suitable both for low and high pressure.
- Very high sealing capacity with special silicon gasket.
- Very compact with an ergonomic cap.
- PUSH-PUSH principle opening.

PART #: A102801 - GREY

PART #: A102800 - BLACK



## BRAVO 2005/A AIR VALVE

SCOPREGA Bravo 2005/A Valve Assembly 2 Prong Cap

- Adaptable valve, suitable both for low and high pressure.
- Very high sealing capacity with special silicon gasket.
- Very compact with an ergonomic cap.
- PUSH-PUSH principle opening.

PART #: A102816 - GREY

PART #: A102815 - BLACK



## SEACHOICE REPLACEMENT VALVE & CAP



Halkey Roberts Style Valve Assembly. Valve Base is fitted with a mesh screen, to prevent debris from entering the chamber.

Fits SEACHOICE Model 86941

Inflatable Stand-Up Paddle Board. Grey in color.

PART #: 50-86944



## SEMI-RECESSED VALVE AND ASSEMBLY



Zodiac semi-recessed valve assembly for Zodiac Boats.

| PART #: | DESCRIPTION:  |
|---------|---|
| Z60052  | ZODIAC SEMI-RECESSED VALVE CAP ASSEMBLY REPLACES: Z2435 |
| Z6851   | SEMI-RECESSED VALVE CAP SEAL FOR Z60052                 |
| Z60055  | SEMI-RECESSED VALVE INSERT                              |

## EASY PUSH SEMI-RECESSED VALVE AND ASSEMBLY



Zodiac Easy Push semi-recessed valve and assembly for Zodiac Boats

| PART #: | DESCRIPTION:                             |
|---------|--|
| Z67395  | EASY PUSH SEMI-RECESSED VALVE CAP, GRAY  |
| Z67300  | EASY PUSH SEMI-RECESSED VALVE CAP, BLACK |
| Z67080  | EASY PUSH SEMI-RECESSED VALVE            |

## SUPER VALVE 2017 - VALVE AND OVER / PRESSURE RELIEF COMBO



The SUPER BRAVO air valve is an innovative multifunctional high-quality valve for PVC inflatable boats, inflatable kayaks, RIBs and other inflatable structures. The valve combines in one device: air valve for filling cylinders with air; overpressure relief valve.

The Bravo valve is equipped with protection from elemental exposure such as dust / dirt / debris.



| PART #:  | DESCRIPTION:                        |
|----------|-------------------------------------|
| A131130N | GREEN – OPEN: 6.38 CLOSE: 4.95 PSI  |
| A131120N | YELLOW – OPEN: 4.35 CLOSE: 3.00 PSI |
| A131110N | RED – OPEN: 3.05 CLOSE: 2.18 PSI    |

## QUICKSILVER AIR VALVE



Halkey Roberts Style Air Valve for Quicksilver inflatable boats. Replaces other inflatables with similar style valves.

| PART #:       | FITS:                | COLOR: |
|---------------|----------------------|--------|
| 720-8M0148914 | SPORT/HD/ALURIB      | GREY   |
| 720-8M0148915 | TENDY/AIRDECK/ALURIB | BLACK  |

## DELRIN VALVE AND ASSEMBLY



Still the most commonly used Zodiac valve system today, the Delrin Valve is the main choice for keel, speed tube and air tube chambers.

| PART #: | DESCRIPTION:               |
|---------|----------------------------|
| Z61928  | DELIN VALVE AND CAP, BLACK |
| Z2847   | DELIN VALVE                |
| Z2846   | DELIN VALVE CAP            |
| Z3001   | DELIN VALVE BASE GASKET    |
| Z3293   | DELIN VALVE BASE WASHER    |
| Z3292   | DELIN VALVE BASE NUT       |
| Z3294   | DELIN VALVE INSERT BASE    |

## DELIN NICKLE-PLATED ST.33 VALVE



The nickel-plated ST.33 valve insert fit's the same size bodies as the Delrin Valve. A more robust alternative than the Delrin valve.

PART #: Z2107



## DELIN NICKEL-PLATED VALVE CAP



Replacement valve cap for Zodiac, MILPRO, Hurricane and other Zodiac products that use the Nickel-Plated Valves Z2107

Applications:

- Most Zodiac Futura Commando (FC 420, 470, and 530)
- Heavy Duty and Hurricane model inflatables

PART #: Z2108



## ZODIAC H-R STYLE AIR VALVE



Zodiac H-R Style Air Valve w/ Base, Valve and Cap

Replacement Zodiac Halkey Roberts Style Bravo Valve.

Includes: Valve Base, Valve and Cap

Color: Light Gray

PART #: Z69436





# ANCHORS, ROPES, SLINGS AND DAVITS

## DOUBLE BRAIDED 100% MFP DOCK LINE



Double Braided 100% MFP Dock Line. 3/8" X 15F

New high tenacity colored braided polypropylene line. Made of non-stretch material that floats. Clamshell packed.

| PART #:  | DESCRIPTION:  |
|----------|---------------|
| 50-42431 | BLACK W/RED   |
| 50-42441 | GREEN W/BLACK |
| 50-42401 | WHITE W/BLACK |

## FOLDING ANCHOR KIT

This Folding Anchor Kit features a 3.5 lb. painted hot dipped, galvanized folding grapnel anchor with 25' of 1/4" line, an adjustable float, stainless fast eye boat snap, and storage bag. Great as a primary anchor on dinghies, PWCs, canoes, kayaks, and small sailboats. Inexpensive and easy to store they are also useful as a backup anchor on larger boats. Effective holding power in mud, sand, gravel, or rocky conditions.

PART #: 354-318003K



## GRAPNEL FOLDING ANCHOR KIT

Grapnel Folding Anchor Kit For boats, sailboats, PWC and canoes. Use in sand, rock, mud and gravel bottoms. Painted hot dipped galvanized iron with forged flukes. Includes: Anchor, Anchor Line, Adjustable Buoy, Stainless Steel Hook and Storage Bag.

PART #: 50-41002



## TOW ROPE

SEACHOICE Tow Rope for PWC or Inflatable Boats

Features:

- 20 feet
- 16 Strand
- 2,000 Lbs. tensile strength
- Rope floats
- Snap hooks at ends
- UV protected
- Includes reusable keeper

PART#: 50-40541



## SNAP DAVITS



This Snap Davit Kit work with soft or hard bottomed inflatable dinghies on yachts with swim platforms.

They hold the dinghy securely and tightly against the swim step, making it easy to get in and out, or to transfer equipment.

- Use for inflatables with a total weight not exceeding 150 lb
- Includes pairs of RS110 snap davit heads, oblong dinghy pads with SS yokes, and commonly used mounting hardware
- Glue to attach pads to the inflatable is sold separately; choose Hypalon® (such as WEA 2001 series) or PVC (such as WEA 3001 series), depending on inflatable material
- Use of optional WEA #Quick-Kit brackets will allow easy removal of davit heads from the swim step for a cleaner look, and increased safety

PART #: 957-RBD100

## HEAVY DUTY DAVIT SYSTEM

This is the complete davit hook up allowing you to attach a 10' to 12' inflatable dinghy to the swim platform. Only for hard bottom dinghies. It includes the HD-Front Arc, 2 HD-RS110 davit heads w/Quick Kits, and the Transom Arc (select the Transom Arc that you need for your dinghy). This will need to go with the Weaver Hoist/Leaver and will take weights up to 400 pounds.

PART #: 957-HDRBD202



## TRANSOM ARC DAVITS

The Arc transfers the weight of heavier outboards from the transom of the inflatable to the swim platform. The stainless-steel Arc is built to be removed when not in use. The Arc snaps easily into the davit head on the swim platform. Includes a special receiver bracket that mounts on the inflatable transom. It's simple receiver release pin allows for easy removal and storage. Weaver worksheet must be filled out as this product is custom tailored.

| PART #:   | DESCRIPTION:                   |
|-----------|--------------------------------|
| 957-ARCT1 | FOR INFLATABLES, 16"-17" TUBES |
| 957-ARCT2 | FOR INFLATABLES, 18" TUBES     |



## DINGHY SLING



This sling is fully adjustable on the spot. Forged stainless steel hardware with 1-3/4" mil spec. parachute harness webbing.

| PART #:   | DESCRIPTION:              |
|-----------|---------------------------|
| 905-SP300 | SP300 DINGHY SLING, 3-LEG |
| 905-SP400 | SP400 DINGHY SLING, 4-LEG |

## S/S ANCHOR ROPE GUIDE



Anchor S/S Rope Guide

Replacement Zodiac Bow Roller, replacement for Z60038 and Z60436 anchor rope guide.

PART #: Z60834



## ZODIAC ANCHOR ROPE GUIDE



This model is suitable for Zodiac pointed fronts. Such as PRO and Futura boats. This roller is placed at the front of a pneumatic float and allows you to raise the anchor without damaging your inflatable boat.

| PART #: | DESCRIPTION:              |
|---------|---------------------------|
| Z60436  | RED – ANCHOR ROPE GUIDE   |
| Z60038  | WHITE – ANCHOR ROPE GUIDE |

## 20 LB RIVER ANCHOR



Greenfield 20 Lb River Anchor Black

PVC coated anchors are designed for better penetration than mushroom anchors. Flukes will catch and hold to bottom where rocks and stumps are common.

Boat Size: Up to 24'

Anchor Weight: 20 lbs.

| PART #: | DESCRIPTION:       |
|---------|--------------------|
| 520B    | BLACK RIVER ANCHOR |
| 520RD   | RED RIVER ANCHOR   |

## TOW HARNESS



Improves Towing and Boat Control, 1,000-Lb. Tow Capacity, 8 Ft. Long, 3/8 in. Diameter

- Reliable Tow Harness enhances towing and boat control while towing
- High-impact plastic float pulley helps keep tow line away from boat prop
- Attaches easily and securely using large snap hooks
- 1,000-pound towing capacity
- 8 feet long with 3/8-inch diameter

PART #: 50-86701



## TOW HARNESS TWIN OUTBOARDS



12' usable rope tow harness. Helps improve towing and boat control. High impact plastic float pulley helps keep tow line away from propeller. Large snap hooks for quick attachment. Long length fits pontoon boats & boats with twin motors. Packaged in poly bag with header card.

Size: 3/8" x 12'

Tow Capacity: 1,000 lbs.

Pkg.: Poly Bag w/Header Card

PART #: 50-86721



## PVC BOW CLEAT



Bravo Universal PVC Bow Cleat and Anchor pad for inflatable boats. Convert your inflatable boat or kayak to have a bow anchor or cleat available.

PART #: ART415





# BATTERIES

We have a large selection of batteries to choose from for your inflatable boat. Whether your looking for a simple starting battery to a complex power source, we have what you're looking for.

We have a large selection of Brands of Batteries from...



## BATTERY BOX

Black molded high density polyethylene. Protects battery and area around battery from acid spills. Lid is designed to allow easy access around battery cables and wires. Complete with hold down strap and mounting hardware. Ventilation holes in the box top.



SEACHOICE

| PART #:  | DESCRIPTION: |
|----------|--------------|
| 50-22060 | GROUP 24     |
| 50-22080 | GROUP 27     |

## POWER CENTER BATTERY BOX

For small boat, transom applications (boats that do not have battery compartments), these easy access external battery terminals allow trolling motor leads and charger leads to be connected without opening the box. Built-in battery meter displays current "state of charge". Includes two 12-volt accessory plugs, and 2 manual reset circuit breakers (10 amp for accessory plugs and 60 amp for trolling motor). Fits group 24- and 27-size batteries.

PART #: 27-1820175



MINN KOTA  
Anywhere. Anytime.

## BATTERY TRAY

- Compact to conquer tight spaces
- Recessed mounts and fasteners - no tabs
- Poly strap with quick-release buckles
- Resistant to gasoline, oil, acid and most chemicals
- Meets all NMMA requirements



SEACHOICE

| PART #:  | DESCRIPTION: |
|----------|--------------|
| 50-22034 | GROUP 24     |
| 50-22054 | GROUP 27     |

## GENIUS 2D BATTERY CHARGER

NOCO

Introducing the GENIUS2D, one of our most powerful, highest-performing, energy-efficient, and compact chargers yet. The GENIUS2D is a 2-amp direct-mount battery charger and battery maintainer engineered to be securely mounted nearby the battery. Its designed for all types of 12-volt lead-acid batteries, including flooded, gel, AGM and other maintenance-free batteries.

PART #: 589-GENIUS2D



## COBRA BATTERY CHARGER

Cobra's CPBM2A makes it easy to charge 6- and 12-volt batteries for cars, motorcycles, ATVs, boats, and other applications. It will maintain any size battery, and its operating modes give you separate options for charging 6-volt and 12-volt lead-acid, AGM, and lithium-ion batteries. Its low voltage mode also lets you charge batteries with voltages too low to be detected.

PART #: 143-CPBM2A



## BATTERY TERMINALS - CLAMP STYLE

SEACHOICE



| PART #:  | DESCRIPTION:         |
|----------|----------------------|
| 50-62731 | 6 TO 1 GAUGE - RED   |
| 50-62721 | 6 TO 1 GAUGE - BLACK |

# AGM\* DEEP CYCLE



## LONGER - HEAVY DUTY DEEP CYCLE LIFE

SPILL PROOF AND LEAK PROOF MAINTENANCE FREE BATTERIES THAT LAST SIGNIFICANTLY LONGER THAN REGULAR BATTERIES.

| PART #      | BATTERY # | MCA  | CCA | MINS @ 25A | VOLTAGE | FREE REPLACEMENT WARRANTY |
|-------------|-----------|------|-----|------------|---------|---------------------------|
| 71I-8A24M   | 8A24M     | 800  | 525 | 145        | 12      | 24                        |
| 71I-8A27M   | 8A27M     | 900  | 580 | 185        | 12      | 24                        |
| 71I-8A31DTM | 8A31DTM   | 1000 | 800 | 210        | 12      | 24                        |
| 71I-9A34M   | 9A34M     | 890  | 750 | 120        | 12      | 24                        |

- Maintenance free AGM technology
- More operating/trolling time
- Faster recharge/longer life
- Vibration resistant
- Ideal for remote locations
- Available in popular Marine and RV Sizes

\*ABSORBED GLASS MAT







## STARTING BATTERIES

| Part Number     | Group Size | CCA | CA   | RC  | Ah  | Length | Width | Height  | Weight | Voltage | Wet/Dry |
|-----------------|------------|-----|------|-----|-----|--------|-------|---------|--------|---------|---------|
| <b>24M-HD</b>   | 24M        | 500 | 625  | 95  | N/A | 11     | 6 7/8 | 9       | 39.3   | 12      | W       |
| <b>24M-RD</b>   | 24M        | 400 | 500  | 75  | N/A | 11     | 6 7/8 | 9       | 37.0   | 12      | W       |
| <b>24M-XHD</b>  | 24M        | 800 | 1000 | 135 | N/A | 11     | 6 7/8 | 9       | 44.5   | 12      | W       |
| <b>27M-XHD</b>  | 27M        | 800 | 1000 | 182 | N/A | 12 3/4 | 6 7/8 | 9       | 51.7   | 12      | W       |
| <b>M-24M-MS</b> | 24M        | 400 | 500  | 75  | N/A | 10 1/4 | 6 3/4 | 8 11/16 | 24.2   | 12      | W       |

## DUAL PURPOSE BATTERIES

| Part Number      | Group Size | CCA | CA   | RC  | Ah  | Length   | Width   | Height  | Weight | Voltage | Wet/Dry |
|------------------|------------|-----|------|-----|-----|----------|---------|---------|--------|---------|---------|
| <b>24M-AGM-A</b> | 24M        | 750 | 940  | 140 | N/A | 10 1/4   | 6 13/16 | 9       | 44.6   | 12      | D       |
| <b>27M-AGM</b>   | 27M        | 850 | 975  | 182 | N/A | 12 7/16  | 5 3/4   | 8 7/8   | 59.7   | 12      | D       |
| <b>27M-AGM-A</b> | 27M        | 750 | 900  | 175 | N/A | 12       | 6 13/16 | 8 11/16 | 53.6   | 12      | D       |
| <b>31M-AGM</b>   | 31M        | 925 | 1155 | 200 | 100 | 13       | 6 13/16 | 9 7/16  | 69.3   | 12      | D       |
| <b>31M-AGM-A</b> | 31M        | 825 | 1031 | 200 | N/A | 13       | 6 13/16 | 9 7/16  | 64.2   | 12      | D       |
| <b>34M-AGM</b>   | 34M        | 800 | 1000 | 125 | 62  | 10 13/16 | 6 3/4   | 7 7/8   | 47.6   | 12      | D       |
| <b>HD24-DP</b>   | 24M        | 405 | 505  | 100 | 64  | 11       | 6 7/8   | 9       | 41.2   | 12      | W       |



## DEEP-CYCLE BATTERIES

| Part Number      | Group Size | CCA | CA   | RC  | Ah  | Length   | Width   | Height  | Weight | Voltage | Wet/Dry |
|------------------|------------|-----|------|-----|-----|----------|---------|---------|--------|---------|---------|
| <b>24M-AGM-A</b> | 24M        | 750 | 940  | 140 | N/A | 10 1/4   | 6 13/16 | 9       | 44.6   | 12      | D       |
| <b>27M-AGM</b>   | 27M        | 850 | 975  | 182 | N/A | 12 7/16  | 5 3/4   | 8 7/8   | 59.7   | 12      | D       |
| <b>27M-AGM-A</b> | 27M        | 750 | 900  | 175 | N/A | 12       | 6 13/16 | 8 11/16 | 53.6   | 12      | D       |
| <b>31M-AGM</b>   | 31M        | 925 | 1155 | 200 | 100 | 13       | 6 13/16 | 9 7/16  | 69.3   | 12      | D       |
| <b>31M-AGM-A</b> | 31M        | 825 | 1031 | 200 | N/A | 13       | 6 13/16 | 9 7/16  | 64.2   | 12      | D       |
| <b>34M-AGM</b>   | 34M        | 800 | 1000 | 125 | 62  | 10 13/16 | 6 3/4   | 7 7/8   | 47.6   | 12      | D       |
| <b>HD24-DP</b>   | 24M        | 405 | 505  | 100 | 64  | 11       | 6 7/8   | 9       | 41.2   | 12      | W       |

## LITHIUM DEEP-CYCLE BATTERIES

| Part Number        | Group Size | CCA | CA | RC  | Ah  | Length  | Width | Height | Weight | Voltage | Wet/Dry |
|--------------------|------------|-----|----|-----|-----|---------|-------|--------|--------|---------|---------|
| <b>LI24M12V60</b>  | 24M        |     |    | 135 | 60  | 10 1/4  | 6 5/8 | 8 3/16 | 15.4   | 12      | D       |
| <b>LI27M12V100</b> | 27M        |     |    | 240 | 100 | 12 1/16 | 6 5/8 | 8 3/16 | 26.9   | 12      | D       |
| <b>LI31M24V60</b>  | 31M        |     |    | 135 | 60  | 13      | 6 3/4 | 8 7/16 | 28.7   | 24      | D       |
| <b>LI31M36V50</b>  | 31M        |     |    | 103 | 50  | 13      | 6 3/4 | 8 7/16 | 32.0   | 36      | D       |





State-of-the-art engineering and computer-controlled manufacturing techniques combined with more than 250 quality control checks guarantee our batteries deliver more starting power-per-pound.



| Part Number   | Group Size | CCA | CA  | RC  | Ah | Length | Width | Height | Weight | Voltage | Wet/Dry |
|---------------|------------|-----|-----|-----|----|--------|-------|--------|--------|---------|---------|
| <b>24-675</b> | 24M        | 550 | 675 | 90  | 50 | 10 1/4 | 6.75  | 9      | 37     | 12      | D       |
| <b>27DCM</b>  | 27M        | 625 | 765 | 180 | 90 | 12.5   | 6.75  | 9.375  | 53.5   | 12      | D       |



# BOAT SAFETY

## RESCUE LINE THROW BAG

SEACHOICE Rescue Line Throw Bag. Includes 50' rescue line to throw to person in trouble.

- Bright, high-visibility yellow polyester bag
- UV resistant
- Rope floats

PART #: 50-45441



## LIFE JACKET LIGHT STICK

Life Jacket Light Stick by SEACHOICE®.

100% safe, non-toxic, non-flammable.

Simply squeeze handle to break seal.

Slide cover off. Lasts up to 12 hours.

Never worry about replacing batteries or bulbs.

PART #: 50-46151



## WATERTIGHT EQUIPMENT CONTAINER

Watertight Equipment Container by Scotty

### PRODUCT OVERVIEW:

- Watertight Emergency Equipment Container
- For dry storage of flares, emergency rations, matches, etc.
- Translucent to see interior contents
- Net buoyancy – 1kg. (2.2 lb)

PART #: 736-774S



## WATERTIGHT FIRST AID KIT

Watertight First Aid Kit by Scotty

### PRODUCT OVERVIEW:

- Watertight First Aid Kit with 16 essential items and over 85 pieces total
- Rugged watertight buoyant container
- Includes No. 780 Lifesaver #1 Safety Emergency Whistle
- Does not ship to the United States

PART #: 736-789



## LOCATOR BASIC 3 RED HANDHELD FLARES

- Environmentally friendly formulation contains no Perchlorate
- Burns 33% Brighter & has a 35% larger flame
- Greater visibility & safety in emergency situations
- Dynamic, unique flame with a brightness up to 950 candelas
- Burns for up to 3 minutes
- Exceeds U.S.C.G. Requirements for Brightness & Burn time
- Flares can be easily disposed of by responsibly burning on land, leaving no harmful residue

PART #: 191-265



## BOAT SAFETY RESCUE THROW BAG

793 Boat Safety Rescue Throw Bag.

### PRODUCT OVERVIEW:

- Rescue Throw Bag with adjustable strap and 3M reflective exterior safety band
- Bright orange nylon and polyester self-draining bag
- Braided MFP polypropylene floating rope
- 50' x 9/32" 550lb. test (15m x 7mm 300kg. test)

PART #: 736-793



## SAFETY GEAR BAG

Keep all your mandatory safety and emergency gear organized in this commercial weight, ventilated bag. Holds 4 adult and child PFD's in main body. Separate storage area in lid holds flares, distress flag, air horn, etc. Large mesh pocket in front for additional storage. Bag has heavy web carry handles, non-skid feet on bottom and grommet openings for drainage. Nylon, self-repairing zippers on bag and lid. D-rings on each end allow bag to be secured to deck on boat or dinghy. Safety equipment not included. Constructed using a 600-denier polyester/nylon blend.

Size: 12"H x 21"W x 15"D

PART #: BOT 3118-6



## INFLATABLE RADAR REFLECTOR

EM230i – INFLATABLE RADAR REFLECTOR

Folds down neatly to pocket size and is an ideal addition to the grab bag for emergency use.

Suggested for: Racers, dinghy or life raft

### Dimensions:

Length: 750mm (29.5in)

Weight: 413gms (14.5oz)

Overall Diameter: 300mm (11.8in)

Maximum response: +/-3–25.6M2

PART #: 960-EM230i



## LAKE BOAT DAY-NIGHT SIGNAL KIT

Designed for use on boats operating in non-regulated waters.

### Contains:

- U.S.C.G. approved daytime signal
- 1 orange handheld smoke signal
- 1 eco friendly red handheld flare
- 1 safety whistle w/ lanyard
- Packed in 4-color poly bag

PART #: 191-236



## ALERT/LOCATE REPLACEMENT VALUE PACK

### Contains:

- (3) 12-Gauge High Performance Red Aerial REARMING KIT
- (3) Eco-Friendly Red Handheld Flares
- (1) Handheld Orange Smoke Flare

PART #: 191-266





## INLAND LOCATE KIT W/ ACCESSORIES



Kit designed to meet both visual and audible Coast Guard requirements.

### Contains:

- 3 eco-friendly handheld red flares
- 1 safety whistle with lanyard
- 1 handheld orange smoke signal
- 1 1 oz. mini air horn
- 1 signal mirror
- Neoprene storage case
- Orion safety manual

PART #: 191-243

## ALERT/LOCATE PLUS WITH FIRST AID



Expanded signaling protection. Packed in an orange foam floating zippered storage bag.

### Contains:

- (1) 12-Gauge Launcher w/Bandolier & Hammer Safety Lock
- (4) 12-Gauge High Performance Red Aerial Flares
- (3) Eco-Friendly Red Handheld Flares
- (2) Orange Smoke Flares
- 125-Piece First Aid Kit
- Orange, Floating Storage Bag
- ORION Safety Manual

PART #: 191-249

## TYPE V INFLATABLE PFD 33G M/A



SEACHOICE Type V Inflatable PFD 33G M/A. Low profile for safety and peace of mind. Lightweight and cool. Can be worn over wet weather clothing in winter. Can be used for recreational boating, fishing, stand up paddle boarding, sailing, and hunting. The 33-gram models feature a zipper pouch for storage. Model: 33g / 150N

Coast Guard Type: USCG Type V. (has Type III Performance)

Flotation: Co2 Cylinder—Halkey Roberts mechanisms

Shell: Durable 100 % polyester outer

Closure: 1.5" nylon belt w/ buckle

| PART #:  | DESCRIPTION:    |
|----------|-----------------|
| 50-85830 | RED LIFE VESTS  |
| 50-85840 | BLUE LIFE VESTS |
| 50-85860 | CAMO LIFE VESTS |

## ADULT UNIVERSAL TYPE II USCGA LIFE VEST PACK, 4-PACK



UV resistant marine grade vinyl carry bag. Contains (4) adult sized Universal Life Vests (Type II PFD). Description: Orange Size: 20" L x 12" W x 10" H



| PART #:  | DESCRIPTION:        |
|----------|---------------------|
| 50-85511 | 4 ORANGE LIFE VESTS |
| 50-85513 | 4 YELLOW LIFE VESTS |

## LIFE VESTS & JACKETS

### GENERAL PURPOSE LIFE VEST 4-PACK W/BAG



SEACHOICE - GENERAL PURPOSE LIFE VEST 4-PACK W/BAG & 4 BLUE VESTS

Vest Size: Adult Universal

Coast Guard Type: USCG Type III

Flotation Material: Lightweight foam

Shell: 150 Denier polyester fabric

Closure: 1" Nylon webbing

| PART #:  | DESCRIPTION:             |
|----------|--------------------------|
| 50-85511 | 4 BLUE LIFE VESTS        |
| 50-85513 | 4 RED LIFE VESTS         |
| 50-85514 | 2 BLUE, 2 RED LIFE VESTS |

### TYPE II ORANGE ADULT LIFE VEST



PE foam filling. Designed specifically to provide minimum buoyancy and turn unconscious person face up in calm water situations.

- Size: Adult
- Weight: 90 lbs. & up
- Chest: 30" - 52"
- Color: Orange
- Type II PFD. Fully U.S. Coast Guard Approved



| PART #:  | DESCRIPTION:      |
|----------|-------------------|
| 50-85520 | 1 ADULT LIFE VEST |
| 50-85522 | 12 LIFE VEST      |
| 50-85540 | 1 CHILD LIFE VEST |
| 50-85560 | 1 YOUTH LIFE VEST |
| 50-85580 | 1 XL LIFE VEST    |

## TYPE I COMMERCIAL OFFSHORE VEST WITH SOLAS REFLECTIVE TAPE

SEACHOICE

SEACHOICE - Classified/graded for use on Commercial Vessels. Universal sizing. Designed to keep unconscious wearer face up. Highly visible color with Solas reflective tape and approved hardware. Coast Guard Type: USCG Type I Flotation: Soft Foam Shell: Durable 100 % polyester Closure: 1" nylon belt w/ D-ring and clip.

USCG Type I Offshore life vest designed to keep unconscious wearer face up. High-visibility fluorescent orange vest has SOLAS reflective panels for enhanced visibility and a sewn-in loop for securing a light.



| PART #:  | DESCRIPTION:     |
|----------|------------------|
| 50-85910 | CHILD LIFE VESTS |
| 50-85900 | ADULT LIFE VESTS |

## AIRHEAD GENERAL BOATING LIFE VEST



AIRHEAD - Durable 200 denier polyester shell with lightweight poly-E foam. The open sided design adapts to a wide range of bodies, and boasts three straps that clip on the side for a secure fit.

- USCG type III approved. Less bulky design for use when quick rescue is likely.
- Open sides allow for better ventilation to keep you cooler
- Side release buckles open and close quickly

| PART #:        | DESCRIPTION:                     |
|----------------|----------------------------------|
| 253-3000225ABL | BLUE LIFE VESTS - 30"-52" - 4 PK |
| 253-3000225ARD | RED LIFE VESTS - 30"-52" - 4 PK  |

## MEN'S RAPID DRY FLEX BACK LIFE JACKET



FULL THROTTLE - Designed for the active boater, skier, or tuber and provides smooth comfort and a low profile.

- Stretchable Flex-Back insert for stretch fabric
- "Rapid-Dry" four-way freedom of movement
- Front zipper with adjustable belts
- Segmented hinge points provide
- U.S. Coast Guard approved maximum flexibility

| PART #:            | DESCRIPTION:      |
|--------------------|-------------------|
| 116-14250040003022 | M 36"-40" GREEN   |
| 116-14250040004022 | L 40"-44" GREEN   |
| 116-14250040005022 | XL 44"-48" GREEN  |
| 116-14250040006022 | 2XL 48"-52" GREEN |
| 116-14250070103022 | M 36"-40" GREY    |
| 116-14250070104022 | L 40"-44" GREY    |
| 116-14250070105022 | XL 44"-48" GREY   |
| 116-14250070106022 | 2XL 48"-52" GREY  |
| 116-14250010002022 | S 32"-36" RED     |
| 116-14250010003022 | M 36"-40" RED     |
| 116-14250010004022 | L 40"-44" RED     |
| 116-14250010005022 | XL 44"-48" RED    |
| 116-14250010006022 | 2XL 48"-52" RED   |
| 116-14250010007022 | 3XL 52"-56" RED   |

## AIRHEAD ADULT ORCA NEOLITE KWIK-DRY VEST



- Type III: U.S.C.G. approved. Less bulky design for use when quick rescue is likely. Offers larger range of motion

- Closed-Sided: Offers a tighter and more secure fit to keep your life jacket in place
- Zippers: Easily and quickly fasten and remove your vest

to stay safe in the water

- Neolite Kwik-Dry: Quick-drying and super soft. ft. This fabric keeps you comfortable and dry all day long

| PART #:        | DESCRIPTION:         |
|----------------|----------------------|
| 253-3007507BBK | XS - 32 1/2 " - 35"  |
| 253-3007508BBK | S - 35" - 37 1/2 "   |
| 253-3007509BBK | M - 37 1/2 " - 40"   |
| 253-3007510BBK | L - 40" - 42 1/2 "   |
| 253-3007511BBK | XL - 42 1/2 " - 45"  |
| 253-3007512BBK | 2XL - 45" - 47 1/2 " |

## AIRHEAD CAMO COOL NEOLITE KWIK-DRY LIFE VEST



Life jacket is smooth and luxurious to the touch, making it great for all types of water adventures. The Camo Cool Life Jacket is U.S. Coast Guard approved.

- USCG Type III approved. Less bulky design for use when quick rescue is likely. Offers larger range of motion

- Closed-Sided for a tighter and more secure fit
- Zippered front
- Neolite Kwik-Dry super soft fabric keeps you comfortable and dry all day long.

| PART #:        | DESCRIPTION:                   |
|----------------|--------------------------------|
| 253-3500207BBL | MEN'S XS 32 1/2" - 35" - BLUE  |
| 253-3500208BBL | MEN'S S 35" - 37 1/2" - BLUE   |
| 253-3500209BBL | MEN'S M 37 1/2" - 40" - BLUE   |
| 253-3500210BBL | MEN'S L 40" - 42" - BLUE       |
| 253-3500211BBL | MEN'S XL 42 1/2" - 45" - BLUE  |
| 253-3500212BBL | MEN'S 2XL 45" - 47 1/2" - BLUE |
| 253-3500307BPI | WOMEN'S XS 30" - 33" - PINK    |
| 253-3500308BPI | WOMEN'S S 33" - 36" - PINK     |
| 253-3500309BPI | WOMEN'S M 36" - 39" - PINK     |
| 253-3500310BPI | WOMEN'S L 39" - 42" - PINK     |
| 253-3500311BPI | WOMEN'S XL 42" - 45" - PINK    |

## ADULT UNIVERSAL LIFE VEST



FULL THROTTLE - Designed with large armholes and flexible foam, this life jacket offers flexibility and a full range of motion during skiing, tubing, or other active watersports.

- Adjustable belts and chest strap
- Durable polyester fabric
- U.S. Coast Guard and Transport Canada approved



| PART #:            | DESCRIPTION:      |
|--------------------|-------------------|
| 116-11200010000422 | UNIVERSAL 30"-52" |
| 116-11200010000522 | OVERSIZE 40"-60"  |



## RAPID-DRY LIFE VEST



FULL THROTTLE - Wide armholes allow freedom of movement. Front zipper with adjustable belts

- U.S. Coast Guard approved
- Rapid-Dry four-way stretch fabric
- Bright colors for greater visibility

| PART #:            | DESCRIPTION:      |
|--------------------|-------------------|
| 116-14210010000222 | 55-88 LBS. - RED  |
| 116-14210010500222 | 55-88 LBS. - PINK |

## JOBE ADULT NYLON DUAL SIZE VEST



- ULC- certified • Lightweight EPE foam
- Safety D-ring for attaching an emergency cord
- Water drainage system • Comfortable nylon sides
- Unisex fit
- Strong & lightweight polyester fabric
- 1" Adjustable webbing straps (4x)
- Strong YKK Buckle

| PART #:             | DESCRIPTION:         |
|---------------------|----------------------|
| 673-247722015SM     | S/M - BLACK          |
| 673-247722015LXL    | L/XL - BLACK         |
| 673-2477220152XL3XL | 2XL/3XL - BLACK      |
| 673-247722014SM     | S/M - BLUE           |
| 673-247722014LXL    | L/XL - BLUE          |
| 673-2477220142XL3XL | 2XL/3XL - BLUE       |
| 673-247722013SM     | S/M - LIME GREEN     |
| 673-247722013LXL    | L/XL - LIME GREEN    |
| 673-2477220132XL3XL | 2XL/3XL - LIME GREEN |

## JOBE WOMEN'S NEOPRENE VEST



JOBE Women ULC-certified Neoprene Vest

- PVC foam front - Lightweight EPE foam back
- Women's comfort cut • Strong YKK buckles & zipper
- Soft & flexible neoprene fabric
- 1.5"/3,8cm Adjustable webbing straps (2x)
- Safety D-ring for attaching an emergency cord
- Water drainage system

| PART #:         | DESCRIPTION:             |
|-----------------|--------------------------|
| 673-247722025S  | S 30"-33" PINK BLACK     |
| 673-247722025M  | M 34"-36" PINK BLACK     |
| 673-247722025L  | L 37"-39" PINK BLACK     |
| 673-247722025XL | XL 40"-42" PINK BLACK    |
| 673-247722027S  | S 30"-33" MIDNIGHT BLUE  |
| 673-247722027M  | M 34"-36" MIDNIGHT BLUE  |
| 673-247722027L  | L 37"-39" MIDNIGHT BLUE  |
| 673-247722027XL | XL 40"-42" MIDNIGHT BLUE |

## WOMEN'S RAPID-DRY FLEX BACK VEST

FULL THROTTLE - Designed for shorter waist women providing an improved fit

- Stretchable Flex-Back insert allows freedom of movement
- Seven segmented hinge points provide maximum flexibility
- 4-way stretch fabric with a soft feel
- Front zipper with adjustable belts
- U.S. Coast Guard approved, and Transport Canada approved



| PART #:            | DESCRIPTION: |
|--------------------|--------------|
| 116-14250010581022 | XS 28"-32"   |
| 116-14250010582022 | S 32"-36"    |
| 116-14250010583022 | M 36"-40"    |
| 116-14250010584022 | L 40"-44"    |
| 116-14250010585022 | XL 44"-48"   |

## JOBE MEN'S NEOPRENE VEST



- Approved by the USCG (UL Certified)
- Lightweight EPE-foam
- Front / Strong YKK buckle & zipper
- Soft & flexible neoprene fabric
- Safety D-ring attachment to attach an emergency cord
- Adjustable webbing strap: 1.5"
- Water drainage system

| PART #:          | DESCRIPTION:              |
|------------------|---------------------------|
| 673-247722022S   | S 33"-36" BURGUNDY RED    |
| 673-247722022M   | M 37"-40" BURGUNDY RED    |
| 673-247722022L   | L 41"-44" BURGUNDY RED    |
| 673-247722022XL  | XL 45"-48" BURGUNDY RED   |
| 673-2477220222XL | 2XL 49"-52" BURGUNDY RED  |
| 673-2477220223XL | 3XL 53"-56" BURGUNDY RED  |
| 673-247722018S   | S 33"-36" GRAPHITE GREY   |
| 673-247722018M   | M 37"-40" GRAPHITE GREY   |
| 673-247722018L   | L 41"-44" GRAPHITE GREY   |
| 673-247722018XL  | XL 45"-48" GRAPHITE GREY  |
| 673-2477220182XL | 2XL 49"-52" GRAPHITE GREY |
| 673-2477220183XL | 3XL 53"-56" GRAPHITE GREY |
| 673-247722020S   | S 33"-36" LIME            |
| 673-247722020M   | M 37"-40" LIME            |
| 673-247722020L   | L 41"-44" LIME            |
| 673-247722020XL  | XL 45"-48" LIME           |
| 673-2477220202XL | 2XL 49"-52" LIME          |
| 673-2477220203XL | 3XL 53"-56" LIME          |
| 673-247722016S   | S 33"-36" MIDNIGHT BLUE   |
| 673-247722016M   | M 37"-40" MIDNIGHT BLUE   |
| 673-247722016L   | L 41"-44" MIDNIGHT BLUE   |
| 673-247722016XL  | XL 45"-48" MIDNIGHT BLUE  |
| 673-2477220162XL | 2XL 49"-52" MIDNIGHT BLUE |
| 673-2477220163XL | 3XL 53"-56" MIDNIGHT BLUE |

# CLEANERS, CHEMICALS AND POLISHES

## 303 AEROSPACE PROTECTANT

No other product provides this much protection for your boat and water gear. Use Aerospace Protectant to keep your boat's seats, sails, hull and windows colorful and clean. Marine Aerospace Protectant is a premium protectant designed to safeguard boats and boat equipment against the damaging effects of daily exposure to UV rays. It's safe for use on outdoor gear and apparel, too.

PART #: 310-21128



## 303® SPRAY & RINSE CERAMIC SEALANT

**NEW**

Get six months of ceramic protection in minutes! The spray-on, rinse-off application creates a long-lasting bond after water comes into contact with treated surfaces. Once activated, the product leaves a deep, glossy finish that feels slick to the touch. 303® Spray & Rinse Ceramic Sealant is also great for use on wheels, thanks to the easy activation method that eliminates the need to fit into tight spaces to achieve desired results.

PART #: 310-30283



## 303® SLICK SHINE CERAMIC DETAILER

**NEW**

303® Slick Shine Ceramic Detailer is a premium detailing product that will keep your car clean while you're on the go. Use in between washes for quick clean-ups of light dust or fingerprints. Alternatively, the detailer works great as a booster for added protection following a proper bucket wash. Opens a new window. Use on a wet surface as a drying aid, or wipe on a dry surface to boost gloss, depth, and slickness.

PART #: 310-30284



## POWER #1 HULL AND FIBERGLASS CLEANER

Removes stains from the fiberglass hulls of boats, upholstery, wood, copper, rims, brake dust, vehicles, fenders, fiberglass, sink, toilet, bathtub, clothing, cement, stainless steel, humidifiers, fabric, concrete, painted surfaces, bodies of carburetors, decks, chrome, ceramic grout. Will also remove coffee stains, grape juice stain and much more. It is also biodegradable, no smell, won't hurt your skin, and is non-flammable. Apply on dry surface, wait 60 seconds, and watch it disappear. Simply rinse when done.

PART #: 538-20131L



## DINGHY & FENDER CLEANER

Aqua-Tek Dinghy Cleaner is powerful, non-abrasive and excels at cleaning Dingy and for defenses. It cleans quickly, easily, efficiently and this with a minimum of effort. It is very easy to rinse and let the shiny surface. It is biodegradable, so will not affect fish or other aquatic life. Powerful cleaner removes most difficult stains. Effective on any type of boat Dingy and Defense. rapid implementation, easy and secure. Waterborne, nonabrasive. Biodegradable. Ecological Easy to rinse.

PART #: 51150



## INFLATABLE BOAT CLEANER

**CRC**

This special formulation is a non-flammable, heavy duty cleaner that quickly removes dirt, grease, grime & stains. Works equally well on fiberglass surfaces.

Applications:

- Fiberglass
- Inflatable boats
- rubber

Unit Package Description:

32 Ounce (946 ml) Spray Bottle

PART #: 77-76832



## INFLATABLE & VINYL CLEANER

Inflatable & Vinyl Cleaner by Captain PHAB.

An eco-certified vinyl cleaner that is water-based, solvent-free and 100% safe on all inflatable surfaces.

- Removes chalking and extra stubborn soil really fast.
- Works great on scuff marks, algae, greasy crud, silt, minerals and decayed vegetation.
- Water-based and biodegradable
- 100% safe on all inflatables

PART #: 583-256



## ULTIMATE PADDLESPTS CLEANER & PROTECTANT

**Starbrite**

STARBRITE Ultimate Paddlesports Cleaner & Protectant enhances the color and texture of all treated surfaces; it is safe for use on plastic, Kevlar, fiberglass, vinyl and rubber.

- Spray on, wipe off to remove grime, dirt, salt deposits and more.
- PTEF® polymers help protect against UV damage.
- Formulated for use on fiberglass, Kevlar® and plastic rotomolded kayaks, paddleboards and canoes.

PART #: 74-96022C



## FIBERGLASS COLOR RESTORE

STARBRITE Fiberglass Color Restore Brings back original color and luster. Removes heavy oxidation, chalking and fading. Seals surfaces against future fading. Will not scratch or harm gelcoat. Excellent for all dark colored boats. No hard rubbing. Easy to use.

Size: 473ml (16 oz.)

PART #: 74-81816C



## MILDEW STAIN REMOVER

STARBRITE - Mildew Stain Remover 22 oz. Removes mildew stains on contact. Easy to use, no rubbing or scrubbing. Excellent for cushions, headliners, vinyl covers, etc. Simple spray on application.

PART #: 74-85616C



## REVIVAL ECOLOGICAL PASTE

**ZODIAC**

\*\*\*BEING DISCONTINUED EARLY 2026\*\*\*

Zodiac Revival is an ecologically friendly paste that cleans, degreases, polishes and protects.

Specifically designed for boat maintenance it removes yellowing, tartar, rust marks on the gel coat and tubes. Put a little ecologically friendly Revival paste on a wet sponge, squeeze into a lather and rub in, then, rinse. The paste has an unlimited shelf life.

PART #: Z61111





## LONG DIP 'N' SCRUB BRUSH - STIFF BRISTLE

SHURHOLD Industries Inc Long Dip 'N' Scrub Brush 276  
Stiff chemical resistance bristles. Perfect for bait wells, wheels and waterlines.

PART #: 658-276



## MICROFIBER REGGAE WASH SPONGE

STARBRITE Microfiber Reggae Wash Sponge  
Microfiber material is highly absorbent yet super soft, so it will not scratch gelcoat or painted surfaces. Use wet for washing, dry for dusting. Machine washable.

Description: Sponge with scrubbing side

PART #: 74-40078



## SCRUBBER SPONGE

SEACHOICE - Scrubber Sponge

Absorbent sponge

Scrubbing pad

Rinses clean

Size: 6.5" x 3-1/2" x 1-1/4"

PART #: 50-90000



## 2-IN-1 SCRUBBER SPONGE

SEACHOICE - 2-in-1 Scrubber Sponge, Heavy Duty, Dual Purpose

Removes dirt and grime quickly and easily

Absorbent cellulose sponge bonded to a heavy-duty scrubbing pad

Extra tough for heavy-duty cleanup jobs

Durable and reusable

Size: 6-1/2 x 3-1/2 x 7/8 inches

PART #: 50-90018



## DETAILING SUPPLIES AND RAGS

### CLOTH-LIKE RAGS 500/BAG

SEACHOICE - Cloth-Like Rags 500/Bag

Heavy-duty and lint free

Lasts 3X longer than paper shop towels

Solvent-resistant and reusable

Size: 10" x 11"

PART #: 50- 90029



### RECYCLED WHITE KNITS WIPING CLOTHS

SEACHOICE - Recycled White Knits Wiping Cloths -

4 lb. Box or 1 lb. Bag.

Recycled white knits

Soft, absorbent and low lint

Box: 4 lb.

PART #: 50-90006 - 4 LB. BOX

PART #: 50-90007 - 1 LB. BAG



### DELUXE MICROFIBER DETAILING CLOTHS

SEACHOICE - Deluxe Microfiber

Detailing Cloths For polishing, waxing

dusting

Perfect for high-gloss surfaces around the boat, including chrome and glass.

Perfect for the galley.

PART #: 50-90014 - 16"x16" 12 PK.

PART #: 50-90037 - 14"x14" 50 PK.



BE

PROACTIVE.

GET

PROTECTED.

# CONSOLES, HELMS AND SEATING

## CADET BENCH SEATING



Second or replacement Aluminum bench seating for Zodiac Cadet.



| PART #: | DESCRIPTION:      | FITS:               |
|---------|-------------------|---------------------|
| Z69511  | BENCH SEAT 1000MM | 310/330/340/360/390 |
| Z69418  | BENCH SEAT 1050MM | CADET RIB           |
| Z69417  | BENCH SEAT 900MM  | CADET RIB           |

## BENCH ON RAIL SEAT KIT



Specially designed for Zodiac Aluminum floors, these HD bench seats are ideal for anyone wanting a stable seat when sitting.

Applications: Classic Mark II C Solid, Classic Mark II C Aluminum, Classic Mark II Solid, Classic Mark II Aluminum, Futura Mark II C Aluminum, Futura Mark II Aluminum, Futura Mark III Aluminum, Grand Raid MK2 Aluminum, Grand Raid MK3 Aluminum

**Note:** For boats with HD Floor with Rail Mounting Systems.

**PART #: Z1255**



## BENCH SEAT WEBBING MOUNT



PVC Bench Seat Webbing Mount for installing bench seats on your PVC inflatable boat. Made from High Grade PVC with stitched in webbing to install hook style bench seats.

Color: Black

**PART #: STRYKBLKSEATWEB**



## BENCH SEAT MOUNTS



Zodiac Bench Seat Mounts PVC Navy Blue

Includes 2 seat mounts

**PART #: Z69328**



## SEAT SUPPORT WEBBING



Quicksilver Webbing Assembly.

Seat Support Webbing Light Gray PVC.

**PART #: 62-818701007**



## FLEX RAIL MOUNT FOR HD SEATS




Bench seat flex rail mounts for Quicksilver Inflatable Boats. Replacement or upgrade for inflatable boat to have mounted slider bench seat. Can be used on all PVC boats. Includes: Set of 2

**Material:** PVC **Color:** Gray

**PART #: 8M0158190**



## QUICKSILVER BENCH SEATING



Wooden seat for Quicksilver inflatables. Replacement or additional.

| PART #:   | DESCRIPTION:           | FITS:                           |
|-----------|------------------------|---------------------------------|
| 8M0156319 | 90 X 20CM, DARK GRAY   | 300/320 SPORT & ALU Rib         |
| 8M0156318 | 85 X 20CM, DARK GREY   | 250 SPORT                       |
| 8M0148950 | 90 X 20CM, LIGHT GREY  | 300/320 AIRDECK & ALU-RIB BENCH |
| 8M0148949 | 85 X 20CM, LIGHT GREY  | 250 AIRDECK                     |
| 8M0148948 | 80 X 20 CM, LIGHT GREY | TENDY                           |

## ZODIAC TENDER BENCH SEAT



### 5CM - MODELS FROM 1997 TO 2004

This bench seat is suitable for the models from year of construction 1997 to 2004. The bench seat is attached by a rubber flap (Z3083) to the holder that is already mounted on your dinghy/inflatable.

**PART #: Z1114 - ZODIAC 340/380 - 95 CM LONG**

**PART #: Z1113 - ZODIAC 240/310 - 85 CM LONG**



## 2 PC SEAT CLIP BRACKETS



**Description:**

- **Material:** Environmental PVC

- **Size (L x W x H):** Approx.

16.6\*5.6\*2cm / 6.5\*2.2\*0.8 inch

- **Color:** Black

- Made from high grade environment PVC material, durable and long lasting

- Simple designed seat hooks, easy to use

- Great accessory for fishing boats, inflatable boats, rib dinghy and kayak

**Package Includes:** x2 Boat seat hooks

**PART #: 13009689**



## PLASTIC STRAP RETAINER BOLT



Replacements for Zodiac Futura MK2 MK3 boat anchor/speed tube strap holders, Zodiac Bombard AVON Belted Rope rails, Zoom Bench Seat Strap Mount and much more.

For: Zodiac, Bombard, AVON & AKA Marine

**SOLD Individually**

**PART #: Z6553 - BLACK**

**PART #: Z2886 - GREY**



## PLASTIC FLOOR/SEAT RETAINER



Replacement Zodiac Floor or Seat Retainer - per item  
Used to attach air floor to transom or bench seat mount to slide on rope rail stringers.  
Can be used for other brand inflatable boats.  
Such as SEABRIGHT, SEAMAX, and much more...

**PART #: Z3143**



## QUICK FIT BENCH SEAT RETAINER KIT



Zodiac Quick Fit Bench Seat Retainer Kit

Material: Plastic

Color: Light Gray

Mounting Hardware Included

Attaches to the Mounting points on tubes

**PART #: Z60560**



## UNDER SEAT BENCH BAG/CUSHION



Zodiac seat bag with several storage compartments, detachable, 90cm.  
Suitable for Cadet models and other bench style seating.

**PART #: Z61859**

## BENCH SEAT CUSHION/BAG COMBO



Bench seat storage bag with padded seat cushion for inflatable boats. 420D Oxford coated nylon material in black. Fits most boats.

Material: 420D Oxford Coated

Cushion dimensions: 80 x 20 cm

Bag dimensions: 68 x 26cm

**BLACK - PART #: GHP000111**

**GREY - PART #: GHP000112**

## ZODIAC JOCKEY CONSOLE



2-person Jokey Console from Zodiac.  
Built from Fiberglass, this stylish console is a great upgrade for any inflatable boat, not just your Zodiac.

Color: Gray

Dimensions: 1.61x0.64x0.92M

**PART #: Z61247**



## CADET CONSOLE & SEAT KIT



Zodiac Cadet Console & Seat Kit

This kit will work on both aluminum and fiberglass hull Cadet RIB tenders.

| PART #:        | DESCRIPTION:                        |
|----------------|-------------------------------------|
| <b>ZN90233</b> | CADET 390 CONSOLE W/9 FT. CABLE     |
| <b>ZN90232</b> | CADET 360 CONSOLE W/8 FT. CABLE     |
| <b>ZN90231</b> | CADET 300-330 CONSOLE W/7 FT. CABLE |

## FCT880 ALUMINUM BENCH/CONSOLE



Designed for aluminum Rigid Inflatable Boats (RIB)'s with deep v-hulls but can be installed on Foldable Inflatable Boats FIB's with the proper brackets and supports. Convert your standard boat, into a console driven cruiser. Have the luxury of a seating console while you travel in your inflatable with style.

Color: White

Mounting: (No hardware, bare setup)

**PART #: FCT880**



## FCT725 ALUMINUM BENCH/CONSOLE



Designed for aluminum Rigid Inflatable Boats (RIB)'s with deep v-hulls but can be installed on Foldable Inflatable Boats FIB's with the proper brackets and support. Convert your standard boat, into a console driven cruiser. Have the luxury of a seating console while you travel in your inflatable with style.

Color: White

Mounting: (No hardware, bare setup)

**PART #: FCT725**



## JOCKEY CONSOLE



Quicksilver Jockey Console.

Ride the waves like your riding a motorcycle.

Length (front to back) - 116 cm

Width ..... - 28 cm

Height ..... - 91 cm

Color ..... - White

**PART #: 720-8M0162905**



## SU400 STEERING CONSOLE



Heavy duty aluminum construction, with access panel on the side and cubby door under steering area for easier storage access. Front seat cushion well padded for the waves, with storage locker under seat.

**White in Color**

**\*Mounting hardware not included**

**\*\*Steering hardware sold separately**

**PART #: SU400**



## BENCH SEAT OPTIMA 525



Zodiac Bench Seat Optima 525 seat for Zodiac Boats. Upgrade or add this console to your inflatable boat.

**Dimensions:** 0.53x0.82x0.52M

| PART #: | COLOR: |
|---------|--------|
| Z61217  | WHITE  |
| Z61212  | GRAY   |

## BOLSTER PRO SEAT - 2 PERSON



Zodiac Bolster Pro Seat for 2-person. Fold forward bench back for reduced clearance for storage and covering.

**Dimensions:** 0.94x0.37x0.80M

| PART #: | COLOR:     |
|---------|------------|
| Z61720  | LIGHT GRAY |
| Z61721  | DARK GRAY  |

## JOCKEY SEAT - 1 PERSON



Zodiac Jockey Seat - 1 Person

Single person Jockey Seat for your inflatable boat or RIB.

**Dimensions:** 0.57x0.33x1.09M

| PART #: | COLOR:     |
|---------|------------|
| Z61722  | LIGHT GRAY |
| Z61723  | DARK GRAY  |

## CONSOLE PRO HLS



Zodiac Console PRO HLS with front seat.

Perfect upgrade for any inflatable boat. Fiberglass construction, where the console can fold forwards for storage.

**Dimensions:** 0.98x0.61x1.73M

| PART #: | COLOR:     |
|---------|------------|
| Z61728  | LIGHT GRAY |
| Z61732  | DARK GRAY  |

## CONSOLE PRO HL



Zodiac Console PRO HL

Perfect upgrade for any inflatable boat. Fiberglass construction, where the console can fold forwards for storage.

**Dimensions:** 0.69x0.61x1.73M

| PART #: | COLOR:     |
|---------|------------|
| Z61727  | LIGHT GRAY |
| Z61731  | DARK GRAY  |



## CONSOLE OPTIMA 800



Zodiac Console Optima 800 is the economic upgrade for any inflatable boat or RIB. Fiberglass.

**Dimensions:** 0.62x0.59x1.22M

| PART #: | COLOR:     |
|---------|------------|
| Z61389  | LIGHT GRAY |
| Z61450  | DARK GRAY  |

## BOLSTER TUBE BENCH SEAT



Zodiac Bolster Tube Bench Seat comes in 1 or 2 person setups. Black in color, these are ideal for setting up your inflatable boat when seating is needed.

| PART #: | DESCRIPTION:               |
|---------|----------------------------|
| Z61984  | 1 PERSON / 0.51x0.43x0.80M |
| Z61983  | 2 PERSON / 0.96x0.43x0.80M |

## ZODIAC MINI CONSOLE



This Mini Console from Zodiac is the perfect addition to any Zodiac Inflatable boat with the aluminum floor rail system. Works with Zodiac-Nautic, Bombard, Zodiac-MILPRO and other Zodiac brands using the Aluminum floor rail system.

**FOR A LIMITED TIME!!!**

| PART #: | DESCRIPTION: |
|---------|--------------|
| Z1367   | RED          |
| Z1368   | WHITE        |

## CONSOLE PRO HXLS



Zodiac Console PRO HXLS. Extra wide w/ large seat.

Perfect upgrade for any inflatable boat. Fiberglass construction, where the console can fold forwards for storage.

**Dimensions:** 0.99x0.91x1.73M

| PART NO: | COLOR: |
|----------|--------|
| Z61982   | WHITE  |
| Z61965   | GRAY   |

## CONSOLE OPTIMA 1000XL



Zodiac Console Optima 1000XL is the economic alternative for stand up style inflatable boat console.

**Dimensions:** 0.64x0.60x1.80M

| PART #: | COLOR: |
|---------|--------|
| Z61397  | WHITE  |
| Z61398  | GRAY   |

## STEERING WHEELS

### VISION ELITE STEERING WHEEL

The Schmitt Vision Elite Wheel is one of the most common designs in the boating world and Schmitt offers the highest quality version. The Schmitt Model 716 comes with a lifetime warranty.

**Applications:**

Marine grade stainless steel steering wheel for power boats Fits Three Fourths 3/4"

**Features & Benefits:**

Lifetime Warranty

Applicable to most marine vessels

13.5" - 15.5" Diameter Wheel - Greater Ease of Steering Effort

22° Dish

All Stainless-Steel Control Knob with Glass Ball Bearing

**PART #: 7161321FGK3**



### TORCELLO STEERING WHEEL

Torcello 14" Wheel - 03 Series - Polyurethane Wheel with Chrome Spoke Inserts & Cap - Black Brushed Spokes - 3/4"

The 03 Series Torcello Wheel is a black polyurethane steering wheel with brushed spokes. Best suited for ski boats, wakeboard boats, runabouts, or pontoons that run in freshwater applications. This particular steering wheel comes in retail packaging.

**Features:**

Torcello Wheel 03 Series

Socket head screws

The wheel is made of polyurethane

Chrome cap and spoke trim

Black brushed spokes

3 spokes

**Specifications:**

Rim Diameter (inch): 14"

Hole Diameter (inch): 3/4" tapered hub

Limited 5 Year Warranty

**PART #: 04114112**



### V70B NON-MAGNETIC STAINLESS-STEEL STEERING WHEEL

Non-Magnetic Stainless-Steel Steering Wheel

V70B Uflex - Non-Magnetic Stainless-

Steel Steering Wheel

High quality 304 Stainless Steel 5

spoke steering wheel featuring

welded spokes and hub. 3/4"

tapered shaft fits nearly every

steering helm in the market.

V70B features soft polyurethane grip

with patterned texture for

comfortable yet tactile feel.

Diameter: 13.8"

**PART #: V70B**



### FANTASY STEERING WHEEL BLACK



At Schmitt, we consistently seek innovative ways to satisfy the needs of our customers, providing superior quality marine products and unsurpassed service. We offer an array of marine products – from steering wheels, horns, wiper systems, and a host of accessories to fit a diverse range of boat types and marine applications. Throughout the years, our name has become synonymous with quality, value, safety, and service.

Manufactures stainless steel marine steering wheels, polyurethane leather steering wheels, marine horns, marine wiper systems, and other premium marine products and accessories for the boating industry.

**Features & Benefits:**

Features A All Polyurethane Grip

3 Spoke Design

Providing Superior Quality Marine Products

For Marine Applications

Limited 5 Year Warranty

**PART #: PU013104**



### CORSE STEERING WHEEL



Italian designed high performance steering wheel featuring an aluminum spoke and PVC grip. Features 3/4" tapered shaft with multi-positioning hub that fits nearly every steering helm.

Diameter 13.8".

3 Spoke.

Fits Standard 3/4" Tapered Shaft.

Italian designed high performance steering wheel featuring an aluminum spoke and PVC grip.

Features 3/4" tapered shaft with multi-positioning hub that fits nearly every steering helm.

| PART #: | DESCRIPTION:         |
|---------|----------------------|
| CORSEBB | BLACK STEERING WHEEL |
| CORSEWS | WHITE STEERING WHEEL |



## SOFT GRIP STEERING WHEEL



Ideal for bass boats and runabouts  
Comfortable firm grip, soft, black PVC  
outer rim and high-impact, one-piece  
plastic inner core  
Non-magnetic  
Black plastic center cap  
3-3/8" dish.  
Diameter: 13"  
Fits standard 3/4" tapered shaft.  
**PART #: 83154**



## FIVE SPOKE STAINLESS STEEL DISHED STEERING WHEEL w/CAP



SEADOG LINE Five Spoke Stainless  
Steel Dished Steering Wheel with  
Plastic Cap - 12" Dia.  
These Steering Wheels feature a 5-  
spoke design and 25° dish. Fits  
standard 3/4" tapered shafts.  
Constructed of corrosion resistant  
formed 304 stainless steel. An  
optional teak replacement cap is  
available.  
**PART #: 230212**



## 13.2" DIA. STEERING WHEEL



This is an 13.2" black grip, 3-spoke boat steering wheel. All Uflex steering wheels meet the EEC directive 94/25 requirements about pleasure boats. All steering wheels are CE marked in conformity with the EN 28848 – EN 29775 and ABYC P22 safety standards.  
Engineered to high standards  
High-grade design delivers extended lifespan  
Made with premium materials  
Anti-shock thermoplastic  
Hub and cap included  
Standard 3/4" taper

| PART #: | DESCRIPTION:         |
|---------|----------------------|
| CORSEBB | BLACK STEERING WHEEL |
| CORSEWS | WHITE STEERING WHEEL |

## STEERING WHEEL w/MANEUVERING KNOB



This Steering Wheels feature a 3-spoke design with a 25° dish angle, and an integral knob. A steering knob attaches to the wheel for use in situations where maneuvering is excessive, allowing the driver to turn the steering wheel more quickly. Fits standard 3/4" tapered shafts.  
Constructed of corrosion resistant formed 304 stainless steel.  
**PART #: 230232**



## TELEFLEX QUICK CONNECT STEERING CABLE

Great for power steered boats in which No FeedBack™ systems are not required. Safe-T® QC offers the quick response of three-turn steering, and easy installation with a patented, no-tools-required cable connection at the helm.

Applications: Virtually all power-assisted sterndrive boats with wheels up to 16" diameter. Replaces all Teleflex Safe-T helms made since 1968 with little or no dash modifications. Components are available for dual cable systems, but we recommend No-FeedBack steering for all dual cable steered, non-power-assisted outboards and sterndrives.

### Features:

Quick-response of 3 turns lock-to-lock  
Standard 3/4" round tapered steering shaft  
Stainless steel cable output ends

Meets A.B.Y.C. standards and N.M.M.A. certification requirements

| PART #: | DESCRIPTION:                          |
|---------|---------------------------------------|
| SS13708 | QUICK CONNECT STEER CABLE PKG 8 FEET  |
| SS13709 | QUICK CONNECT STEER CABLE PKG 9 FEET  |
| SS13710 | QUICK CONNECT STEER CABLE PKG 10 FEET |
| SS13711 | QUICK CONNECT STEER CABLE PKG 11 FEET |

## STEERING CABLES



| PART #: | DESCRIPTION:                          |
|---------|---------------------------------------|
| SS13712 | QUICK CONNECT STEER CABLE PKG 12 FEET |
| SS13713 | QUICK CONNECT STEER CABLE PKG 13 FEET |
| SS13714 | QUICK CONNECT STEER CABLE PKG 14 FEET |
| SS13715 | QUICK CONNECT STEER CABLE PKG 15 FEET |

# D-RINGS, TOW RINGS AND LIFTING HANDLES

## KAYAK D-RING BUCKLE SET



6X Kayak D-Ring Buckle For Surfboard Canoe. Accessories for Inflatable Boat and more.

**Color:** Black

**Material:** PVC

**PART #:** UNIPVCDRNG



## ZODIAC ROUND PVC D-RINGS



Replacement or Spare D-Rings for ZODIAC, BOMBARD, AVON & AKA SPARES

**Material:** PVC

**D-Ring:** Stainless Steel

## NRS PIKE D-RING



NRS Pike D-Ring - Green

**Material:** PVC - Dark Green

**D-Ring:** 4 1/2" Round

**PART #:** 38021-01-102

## DURAS OVAL D-RINGS



Replacement or spare 50mm D-Ring, Oval for DURAS Inflatables.

**Material:** PVC - Light Gray

**PART #:** DZDRING50

## QUICKSILVER D-RING SMALL

Quicksilver/Mercury Replacement or Spare Small D-Ring for your inflatable boat.

**Material:** PVC

**Color:** Black

**Diameter:** 140mm

**Ring Size:** 40mm

**PART #:** 62-811310



## QUICKSILVER D-RING LARGE



Quicksilver/Mercury Replacement or Spare Large D-Ring for your inflatable boat.

**Material:** PVC

**Color:** White

**Diameter:** 160mm

**Ring Size:** 55mm

**PART #:** 62-811309003



## QUICKSILVER BOW LIFTING HANDLE



Replacement Quicksilver/Mercury Inflatable Bow Lifting handles.

**Material:** PVC

| PART #:      | DESCRIPTION:                        |
|--------------|-------------------------------------|
| 62-809777 2  | STAINLESS STEEL HANDLE-LIGHT GRAY   |
| 62-809777004 | PLASTIC COMPOSITE HANDLE-LIGHT GRAY |



## HD ROUND D-RINGS

NRS



Heavy-duty Hypalon D-Rings for inflatable boats. Nylon Belt Sewed in Hypalon material for extra reinforcement.

| PART #:   | DESCRIPTION:                      |
|-----------|-----------------------------------|
| UNIHYPBLK | BLACK, 160MM DIAMETER 65MM D-RING |
| UNIHYPWHT | WHITE, 160MM DIAMETER 65MM D-RING |
| UNIHYPGRY | GRAY, 160MM DIAMETER 65MM D-RING  |
| UNIHYPRED | RED, 160MM DIAMETER 65MM D-RING   |

## DURAS BOW HANDLE



Replacement DURAS PVC Bow Handle - Light Gray with Composite Plastic Handle

PART #: DZBOWHANDLE

## QUICKSILVER GRAY CARRY HANDLE

QUICKSILVER  
INFLATABLES

Replacement Gray PVC handle for QuickSilver Inflatable Boat's (For Airdeck and AluRib models.)

PART #: 720-8M0148927

## FUTURA BOW HANDLE, BLACK

ZODIAC



Zodiac PVC Plastomer Fabric supporting stainless steel grab and pull bow handle. Found on most Zodiac Futura, Classic and other Zodiac boats.

- 9"L x 7.5" Wide at the widest point.

- Will work on any PVC fabric Boat.

PART #: Z2997

## CARRY HANDLE/CLEAT



Replacement or spare black hard carry handle/cleat for inflatable boats.

PART #: HRD-CRY-BLK

## QUICKSILVER BLACK CARRY HANDLE

QUICKSILVER  
INFLATABLES

Replacement black PVC handle for QuickSilver Inflatable Boat's (For Sport, HD, and AluRib models)

PART #: 720-85950521

## BRAVO ART 321 PVC HANDLE

Bravo



Bravo Art 321 PVC Handle – Gray or Black

Dimensions:

70x20mm

H:46mm

BLACK - PART #: A151321N

GREY - PART #: A151324N

# ELECTRICAL AND LIGHTING COMPONENTS

## 4 SWITCH PANEL ADJUSTABLE CONTROL BOX



When mounting locations are limited, our signature control box is second to none and is a first for the Marine Industry. Hand built construction from High-grade Marine materials, switches, and wiring, this control box is ideal for any boat without a console that has a tower, railing or pole where the control box can be mounted to. Being fully adjustable with its RAM arm, this control box can be setup to any position with ease to make access to the controls more easily accessible and can be moved out of the way when not being used.

### What's Included:

Control Box w/ 4 BlueSea Switches  
BlueSea Housing Fire Resistant Box  
3 feet Marine Tin Coated Wiring 18 ga  
RAM Mount fully adjustable Arm  
Weatherpack connector for quick wiring connections  
**Components made in the USA - Assembled in Canada**  
**PART #: GASSWITCH001**

## ST BLADE COMMON SOURCE ATO/ATC FUSE BLOCK W/NEGATIVE BUS - 12 CIRCUITS WITH COVER



Blue Sea Systems 5026 ST Blade Common Source ATO/ATC Fuse Block w/Negative Bus - 12 Circuits with Cover. Clear insulating cover with label recess for small Blue Sea Systems' labels. Cover insulates all conductive parts, satisfying ABYC/USCG requirements. Tin-plated copper buses and fuse clips give 30 Ampere rating per circuit. Rated for 32 Volts DC, 100 Ampere maximum per block. Accepts ATO and ATC fast acting blade type fuses and plug-in style circuit breakers. Thermoplastic base and polycarbonate cover.

**PART #: 661-5026**



## CONTURA 4 POSITION PANEL



Blue Sea Systems 8262 Contura Water Resistant 12V DC 4 Position Panel, Gray. Features include waterproof panel mount fuse holders which accept commonly available AGC and MDL fuses. Made of heavy 1/8" aluminum. Waterproof contura switches and "On" indicating LED's embedded in switch. Completely wired and ready to install. Comes with a set of 30 common DC labels.

**PART #: 661-8262**



## 33 SERIES LED ROUND - MARKER/NAVIGATION

Truck-Lite 33 Series, LED, Red Round, 1 Diode, Marker Clearance Light, P2, Black Rubber Grommet Mount, Hardwired, .180 Bullet Terminal, 12V, Kit  
**PART #: 33050R3**



## MEGA OR AMG SAFETY FUSE BLOCK

Blue Sea 7721 MEGA or AMG Safety Fuse Block

- Ignition protected for installation aboard gasoline or diesel powered boats
- Sealed cover protects fuses from the harsh marine environment
- Insulating cover satisfies ABYC/USCG insulation requirements
- Cover breakouts allow wire access in any direction
- 300A maximum with 4/0 cable
- Accepts Blue Sea Systems Square Format standard or custom label

Fuses sold separately

**PART #: 661-7721**



## BUSBAR PLUS 10 GANG COMM W/COVER



Blue Sea 2300 Busbar Plus 10 Gang Comm w/Cover. Industry standard BusBar features tin-plated copper bus, 1/4" stainless steel studs and 8-32 terminal screws. Continuous rating 150 Amps AC/DC, maximum voltage 300 Volts AC, 48 Volts DC.

- The industry standard busbar for positive distribution
- The industry standard busbar for the collection of negative or AC ground circuits

**PART #: 661-2300**



## ST BLADE COMMON SOURCE ATO/ATC FUSE BLOCK W/NEGATIVE BUS - 6 CIRCUITS WITH COVER



Blue Sea Systems 5030 ST Blade Common Source ATO/ATC Fuse Block w/Negative Bus - 6 Circuits with Cover. Clear insulating cover with label recess for small Blue Sea Systems' labels. Cover insulates all conductive parts, satisfying ABYC/USCG requirements. Tin-plated copper buses and fuse clips give 30 Ampere rating per circuit. Rated for 32 Volts DC, 100 Ampere maximum per block. Accepts ATO and ATC fast acting blade type fuses and plug-in style circuit breakers. Thermoplastic base and polycarbonate cover.

**PART #: 661-5030**



## PANELBACK 5-1/4 X 3-3/4 X 3



Blue Sea 4026 - Panelback 5-1/4" x 3-3/4" x 3". Provide electrical insulation for exposed panel backs and mechanical protection for panel backs protruding into lockers. Made of lightweight material for easy drilling for wire entrance and exit.

**PART #: 661-4026**



## MICRONOVA® INDICATOR NAVIGATION LED

Grote's MicroNova® LED Indicator Light is suitable for bright sunlight applications and is hardwired with .180 standard UBS plug connectors for maximum performance.

Ideal for Radar Tower/Arch bars needing Navigation lights for night cruising.

**PART #: 60284 - GREEN**





## SIDE LIGHTS

PERKO



Vertical Mount Side Lights - A - 254 Black DP1 - Certified for use on power driven vessels under 20 meters (65.6 feet) in length. Features chrome plated bronze with black plastic base all black plastic, or all white plastic 3-1/2 inch length x 2-1/4 inch width x Projection overall 7/8 inch red and green lenses, 12 volt bulbs included.

**PART #: 9-0254B00DP1**

## SERIES 27 PORTABLE A/R WHITE

AQUA SIGNAL Series 27 is for safe navigating at night or in low light conditions. It provides all-around white LED or bi color LED light maximising visibility on the water. It is designed for small watercraft, dinghy, canoe, rowboat, kayak, etc. that are manually /engine powered and less than 7 m with speeds up to 7 knots. Series 27 is portable, and battery powered.

**PART #: 40-274407**



## LED SIDE LIGHTS

PERKO



For replacement use only on power driven vessels under 20 meters (65.6 ft.) in length. 2-mile visibility. Available in Chrome plated bronze, Polymer Black, Polymer White. Uses 10% of the energy draw of standard lights. Low heat, long life and water resistant. Vertical mount. Screw size is 8.

**PART #: 9-0602DP1CHR**

## LED SERIES 27 PORTABLE NAV LIGHTS BI COLOR

AQUA SIGNAL Series 27 is for safe navigating at night or in low light conditions. It provides all-around white LED or bi color LED light maximising visibility on the water. It is designed for small watercraft, dinghy, canoe, rowboat, kayak, etc. that are manually /engine powered and less than 7 m with speeds up to 7 knots. Series 27 is portable, and battery powered.

**PART #: 40-274007**



## PORT/NAV LIGHT INFLAT CAMO

attwood

Attwood Marine 14193-7 Port Nav Light Inflat Camo. Be seen and be safe with these compact and portable LED navigation lights. All new portable navigation lights are more durable, easier to use, and include Attwood's strongest mounting and pole configurations. Ideal for personal watercraft, camping, and hunting. Kit includes red/green LED bow light, white LED stern light, quick release mounts, pole, and hardware.

- Water-resistant bow and stern navigation lights
- Attwood's most durable, portable LED navigation light engines
- Sealed electronics, built to last in harsh conditions
- Sealed, shock-proof composite housing
- Shatter-proof polycarbonate lens
- 150+ hour run-time on three AAA batteries (not included)

**PART #:14193-7**



## C-LIGHT™

838 C-LIGHT by Scotty

### PRODUCT OVERVIEW:

- The Scotty Ball System joint design enables a smooth and complete full range of motion for the Sea-Light
- The corrosion proof construction of this system provides a long service life in both fresh and saltwater applications as it is designed with stainless steel fasteners and a stainless pole
- Includes ACR detachable, fully sealed LED C-Light™
- Includes a bright 20 Lumen White LED for location assistance during emergencies
- Easy twist ON/OFF activation that is waterproof tested
- Impact resistant construction and is USCG/SOLAS Approved

**PART #: 736-838**

Scotty



## DINGHY VISIBILITY KIT

The Dinghy Visibility Kit is the perfect companion for small, tiller steered power boats and inflatables under 7 meters that do not exceed 7 knots. In one convenient, value-for-money pack you get everything you need to comply with the legal requirements in almost every country and territory. Disassembly when you're finished is quick and easy, and in the handy storage bag it will stow just about anywhere.

**PART #:04-4119-11**



## PORTABLE LED NAVIGATION LIGHT KIT

The NaviPack Portable LED Navigation Light Kit is the perfect companion for small, tiller steered power boats, inflatables, or as an emergency nav light pack for larger vessels. In one convenient, value-for-money pack you get everything you need to comply with the legal requirements in almost every country and territory. Supplied with three RAILBLAZA mounts, you can use the StarPort, SidePort or QuikPort, and the good news is you'll have one of them left over. There are endless mounting possibilities. Disassembly when you're finished is quick and easy, and in the handy storage bag it will stow just about anywhere.

### Kit includes:

- All-round white light
- Port/starboard light
- Light pole
- All required mounts and fasteners
- Carry bag

**PART #: 04-4092-11**



## TOWER/ARCH ALL AROUND LIGHT

Perko -Tower/Arch All Around Light. USCG Certified for use on power driven vessels under 20 meters (65.6 ft.). The right light for arches and towers. Thumbscrew makes for easy adjustment of light position. 360° all round navigation light in the up position, a cockpit courtesy light in the down position, or forward and out of the way for daytime skiing. Plastic adapters for flat, curved or "V" type mount, contains notch for through base wiring. 3/4" anodized aluminum pole.

PART #: 9-1607DP0CHR



PERKO

## BATTERY BOX

Black molded high density polyethylene. Protects battery and area around battery from acid spills. Lid is designed to allow easy access around battery cables and wires. Complete with hold down strap and mounting hardware. Ventilation holes in the box top.



SEACHOICE

| PART #:  | DESCRIPTION: |
|----------|--------------|
| 50-22060 | GROUP 24     |
| 50-22080 | GROUP 27     |

## WIRE TERMINAL HEAT SHRINK KIT, 120 PIECE, CLEAR

SEACHOICE - Wire Terminal Heat Shrink Kit, 120 Piece.

Includes the essentials needed to repair or replace damaged battery components

Materials are separated and displayed so they're easy to identify and access

Also includes large selection of various sizes of butt connectors, ring terminals for various studs, and male and female insulation discs

18-compartment box neatly

holds components needed for repair and included tools

Case measures 10 3/4 inches W x 1 11/16 inches H x 6 3/4 inches D

PART #: 50-60001



SEACHOICE

## POWER CENTER BATTERY BOX

For small boat, transom applications (boats that do not have battery compartments), these easy access external battery terminals allow trolling motor leads and charger leads to be connected without opening the box. Built-in battery meter displays current "state of charge". Includes two 12-volt accessory plugs, and 2 manual reset circuit breakers (10 amp for accessory plugs and 60 amp for trolling motor). Fits group 24- and 27-size batteries.

PART #: 27-1820175



MINN KOTA  
Anywhere. Anytime.

## BATTERY TRAY

- Compact to conquer tight spaces
- Recessed mounts and fasteners - no tabs
- Poly strap with quick-release buckles
- Resistant to gasoline, oil, acid and most chemicals
- Meets all NMMA requirements



SEACHOICE

| PART #:  | DESCRIPTION: |
|----------|--------------|
| 50-22034 | GROUP 24     |
| 50-22054 | GROUP 27     |

## ELECTRICAL TAPE



SEACHOICE

- Insulating tape for electrical applications
- Auto-extinguish and flame retardant with excellent insulation
- Highly flexible, conformable and resistant to humidity, temperature and corrosion
- Can also be used to splice electrical wire, insulate wire connections, protect against humidity and corrosion, and for general repairs
- UL listed and compliant
- Effective temperature range: Up to 198°F
- 3/4"X20 YRD

| PART #:  | DESCRIPTION: |
|----------|--------------|
| 50-14003 | BLACK TAPE   |
| 50-14004 | WHITE TAPE   |

## WRITE-ON IDENTIFICATION HEAT SHRINK TUBING

ANCOR - Once activated with any heat tool, printing is permanent and will not wash off or erode when exposed to oils, moisture, air or most solvents. Does not have adhesive lining and should not replace regular shrink wrap for terminal ends.

PART #: 639-300145



ANCOR

## MARINE GRADE HEAT SHRINK TUBING 47-PC KIT

ANCHOR MARINE GRADE HEAT SHRINK TUBING 47-PC KIT

INCLUDES:

BLACK: (10) 3/16" x 6", (10) 1/4" x 6", (10) 3/8" x 6", (5) 1/2" x 6", (3) 3/4" x 3", (3) 1" x 3"  
RED: (3) 3/4" x 3", (3) 1" x 3"

PART #: 639-330101



ANCOR



## TINNED COPPER MARINE WIRE

SEACHOICE



### SEACHOICE – TINNED COPPER MARINE WIRE

-UL 1426 Listed

-Long-lasting and rugged exceeds ABYC and USCG standards

-Premium vinyl insulation rated at 600 volts, 105°C/221°F dry and 75°C/167°F wet

-Stays flexible even in extreme cold (-40°F/C)

-Resists salt water, battery acid, oil, gasoline, heat, abrasion and UV radiation

-Highest quality, ultra-flexible (Type 3) tinned copper stranding provides maximum protection against corrosion and electrolysis while resisting fatigue due to vibration and flexing



| PART #:  | DESCRIPTION:                 |
|----------|------------------------------|
| 50-63141 | 18 AWG – BLACK, 100 FEET     |
| 50-63143 | 18 AWG – RED, 100 FEET       |
| 50-63144 | 18 AWG – YELLOW, 100 FEET    |
| 50-63146 | 18 AWG – WHITE, 100 FEET     |
| 50-63121 | 16 AWG – BLACK, 100 FEET     |
| 50-63123 | 16 AWG – BLACK, 250 FEET     |
| 50-63124 | 16 AWG – RED, 100 FEET       |
| 50-63126 | 16 AWG – RED, 250 FEET       |
| 50-63127 | 16 AWG – YELLOW, 100 FEET    |
| 50-63128 | 16 AWG – GREEN, 100 FEET     |
| 50-63129 | 16 AWG – WHITE, 100 FEET     |
| 50-63131 | 16 AWG – DARK BLUE, 100 FEET |
| 50-63133 | 16 AWG – BROWN, 100 FEET     |
| 50-63134 | 16 AWG – GRAY, 100 FEET      |
| 50-63136 | 16 AWG – ORANGE, 100 FEET    |
| 50-63137 | 16 AWG – PURPLE, 100 FEET    |
| 50-63101 | 14 AWG – BLACK, 100 FEET     |
| 50-63103 | 14 AWG – BLACK, 250 FEET     |
| 50-63104 | 14 AWG – RED, 100 FEET       |
| 50-63106 | 14 AWG – RED, 250 FEET       |
| 50-63107 | 14 AWG – YELLOW, 100 FEET    |
| 50-63108 | 14 AWG – GREEN, 100 FEET     |
| 50-63109 | 14 AWG – WHITE, 100 FEET     |
| 50-63111 | 14 AWG – DARK BLUE, 100 FEET |
| 50-63113 | 14 AWG – BROWN, 100 FEET     |
| 50-63114 | 14 AWG – GRAY, 100 FEET      |
| 50-63116 | 14 AWG – ORANGE, 100 FEET    |
| 50-63117 | 14 AWG – PURPLE, 100 FEET    |
| 50-63081 | 12 AWG – BLACK, 100 FEET     |
| 50-63083 | 12 AWG – BLACK, 250 FEET     |
| 50-63084 | 12 AWG – RED, 100 FEET       |
| 50-63086 | 12 AWG – RED, 250 FEET       |
| 50-63087 | 12 AWG – YELLOW, 100 FEET    |

### CONTINUED...

| PART #:  | DESCRIPTION:                 |
|----------|------------------------------|
| 50-63088 | 12 AWG – GREEN, 100 FEET     |
| 50-63089 | 12 AWG – WHITE, 100 FEET     |
| 50-63091 | 12 AWG – DARK BLUE, 100 FEET |
| 50-63093 | 12 AWG – BROWN, 100 FEET     |
| 50-63061 | 10 AWG – BLACK, 100 FEET     |
| 50-63063 | 10 AWG – BLACK, 250 FEET     |
| 50-63064 | 10 AWG – RED, 100 FEET       |
| 50-63066 | 10 AWG – RED, 250 FEET       |
| 50-63067 | 10 AWG – YELLOW, 100 FEET    |
| 50-63068 | 10 AWG – GREEN, 100 FEET     |
| 50-63069 | 10 AWG – WHITE, 100 FEET     |
| 50-63071 | 10 AWG – DARK BLUE, 100 FEET |
| 50-63073 | 10 AWG – BROWN, 100 FEET     |
| 50-63051 | 8 AWG – BLACK, 100 FEET      |
| 50-63053 | 8 AWG – BLACK, 100 FEET      |
| 50-63054 | 8 AWG – RED, 100 FEET        |
| 50-63056 | 8 AWG – RED, 100 FEET        |
| 50-63041 | 6 AWG – BLACK, 50 FEET       |
| 50-63043 | 6 AWG – BLACK, 100 FEET      |
| 50-63044 | 6 AWG – RED, 50 FEET         |
| 50-63046 | 6 AWG – RED, 100 FEET        |
| 50-63026 | 4 AWG – BLACK, 25 FEET       |
| 50-63027 | 4 AWG – BLACK, 50 FEET       |
| 50-63036 | 4 AWG – RED, 25 FEET         |
| 50-63037 | 4 AWG – RED, 50 FEET         |
| 50-63028 | 4 AWG – BLACK, 100 FEET      |
| 50-63038 | 4 AWG – RED, 100 FEET        |
| 50-63006 | 2 AWG – BLACK, 25 FEET       |
| 50-63007 | 2 AWG – BLACK, 50 FEET       |
| 50-63008 | 2 AWG – BLACK, 100 FEET      |
| 50-63016 | 2 AWG – RED, 25 FEET         |
| 50-63017 | 2 AWG – RED, 50 FEET         |
| 50-63018 | 2 AWG – RED, 100 FEET        |

### MARINE ELECTRICAL WIRE COLOR CODE:

| COLOR                          | ITEM                            | APPLICATION   |
|--------------------------------|---------------------------------|---|
| RED                            | DC Positive Conductor           | Positive Mains  |
| BLACK OR YELLOW                | DC Negative Conductor Return    | Negative Mains  |
| GREEN OR GREEN w/yellow stripe | DC Grounding Conductor          | Bonding System<br>Bonding Wires (if insulated)                                  |
| LIGHT BLUE                     | Oil Pressure                    | Oil Pressure Sender to Gauge  |
| DARK BLUE                      | Cabin & Instrument Lights       | Fuse or Switch to Lights  |
| GRAY                           | Navigation Lights<br>Tachometer | Fuse or Switch to Lights<br>Tachometer Sender to Gauge                          |
| ORANGE                         | Accessory Feed                  | Ammeter to Alternator or<br>Generator Output and Accessory Fuses<br>or Switches |
|                                | Common Feed                     | Distribution Panel to Accessory Switch  |
| PINK                           | Fuel Gauge                      | Fuel Gauge Sender to Gauge  |
| TAN                            | Water Temperature               | Water Temperature Sender to Gauge   |
| YELLOW w/red stripe            | Starting Circuit                | Starting Switch to Solenoid   |
| BROWN                          | Generator Armature              | Generator Armature to Regulator   |
|                                | Alternator Charge Light         | Generator / Terminal / Alternator   |
|                                | Pumps                           | Fuse or Switch to Pumps   |
| BROWN w/yellow stripe          | Bilge Blowers                   | Fuse or Switch to Blower  |
| PURPLE                         | Ignition                        | Ignition Switch to Coil & Instruments   |
|                                | Instrument Feed                 | Distribution Panel to Instruments   |



# FABRICS, REPAIR KITS AND PATCHES

## HYPALON OR PVC???

### HOW TO TELL PVC FROM HYPALON?

To differentiate between the two, look at the assembled parts of your tube:

- a welded assembly gives a brilliant appearance to the fabric assembled on PVC
- parts glued to neoprene hypalon can sometimes "taper away" a little on the edges. There may be yellow along edges where glued areas meet, from environmental or UV exposure.

There is very little difference to the touch; depending on the grade, PVC fabric can be a little grainy, but a good quality PVC fabric can be very smooth too.



## HYPALON / NEOPRENE / CSM / EPDM RUBBER

Hypalon is a trademark for a series of chlorosulfonated polyethylene (CSPE) synthetic rubbers (CSM) made by DuPont Dow Elastomers. It has many known applications in a range of industries due to its excellent air holding capabilities and outstanding resistance to the deteriorating effects of temperature extremes, ozone, oxygen, weather, oil, and chemicals.

Neoprene is a Zodiac fabric that is a brand style of fabric used on Zodiac boats. Achilles CSM Hypalon is what is used on their own style of branded boats. Orca/Phillipe Hypalon fabric is usually used on other branded style boats.

Hypalon is a natural product, it is a fabric weft that is rubber coated.

The qualities of the hypalon vary according to 3 characteristics: the dyes that are used, the thickness and weight of the coating, and lastly the weave.

The weave: there are single and double weaves. Double weave is the most resistant.

#### Pros

- It has excellent resistance to abrasion and other mechanical abuse.
- It is unaffected by extreme temperatures and ultraviolet light, so it won't harden even if left out in the sun.
- It is highly resistant to oil and a wide range of harsh chemicals which means spilling fuel or oil in it won't be much of a deal.
- It doesn't get brittle and deteriorate over time.
- Repairing it is rather easy as you can apply a patch while in the field.

#### Cons

- Since it is the most expensive coated material, inflatable boats made from Hypalon are priced much higher than boats made from PVC.
- It gets dirty more easily because of its porous finish.
- It is more labor intensive as it should be cold glued by hand.
- Its color fades when left out in the sun.





## PVC / PLASTOMERE / VINYL / PU (POLYURETHANE)

PVC, or polyvinyl chloride, is a synthetic plastic polymer. It is known to be significantly less expensive than Hypalon. It has so many applications ranging from house siding, sewage pipes to furniture, toys, and of course, inflatable boats.

The main advantage of a PVC tube is its price: it is two of three times cheaper than hypalon or neoprene. This is because it can be assembled industrially in a factory.

Its second advantage derives from how it is assembled. PVC needs to be welded, whereas a hypalon fabric can only be assembled by gluing. Welding is a process that can be more reliable than gluing, since it is a fusion of material, whereas gluing consists of adding an adhesive, which has its limits in time. Once the fabrics are welded, they cannot separate.

Polyurethane material offers four times the abrasion resistance and greater tear or tensile strength compared to Hypalon and is much stronger than

traditional PVC. Polyurethane fabrics have excellent welding properties.

Vinyl fabric is generally used on watersport pool toys, toy inflatable boats and other like style concepts. Very thin, offers great weight savings, but tears and punctures easy.

### Pros

- PVC is the most economical choice of material for inflatable boats.
- It makes a more lightweight and portable inflatable boat.
- Because it is a type of plastic, the seams of inflatable PVC boats can either be glued or thermo-bonded.
- It comes in a wider array of colors compared to Hypalon.

### Cons

- When dry, PVC is not resistant to abrasion.
- Compared to Hypalon, it does not respond well to extreme temperatures.
- It is also not resistant to the deteriorating effects of chemicals, ultraviolet light,
- Inflatable PVC boats deteriorate over time, so they have shorter life cycle, if not cared for.

# FABRICS, REPAIR KITS AND PATCHES

## ORCA 820® NÉOPRÈNE/CSM (HYPALON®) - 1100D



SMOOTH SURFACE  
AVAILABLE IN:



### TECHNICAL SPECIFICATIONS:

- Base fabric: High tenacity polyester 1100 dtex - 990 denier
- Coating: Chlorosulfonated Polyethylene (Hypalon®/CSM) / Polychloroprene (Neoprene/CR)
- Basis weight: >1000 g/m<sup>2</sup>.
- Width of fabric 145cm / Sold by the metre

Call for pricing and availability


## ORCA 828® NÉOPRÈNE/CSM (HYPALON®) - 1100D



SMOOTH SURFACE  
AVAILABLE IN:



NON-BUFFING SURFACE  
AVAILABLE IN:




TEXTURED SURFACE  
AVAILABLE IN:



### TECHNICAL SPECIFICATIONS:

- Base fabric: High tenacity polyester 1100 dtex - 990 denier
- Coating: Chlorosulfonated Polyethylene (Hypalon®/CSM) / Polychloroprene (Neoprene/CR)
- Basis weight: >1200 g/m<sup>2</sup>.
- Fabric width 145cm / Sold by the meter



**ORCA 866® NÉOPRÈNE/CSM (HYPALON®) - 1670D**ORCA  
EQUIMAR**NEW****SMOOTH SURFACE****AVAILABLE IN:****NON-BUFFING SURFACE****AVAILABLE IN:****TEXTURED SURFACE****AVAILABLE IN:****CARBON SURFACE****AVAILABLE IN:****TECHNICAL SPECIFICATIONS:**

- Base fabric: High tenacity polyester 1670 dtex - 1500 denier
- Coating: Chlorosulfonated polyethylene (Hypalon®/CSM) / Polychloroprene (Neoprene/CR)
- Basis weight: >1400 g/m<sup>2</sup> (1500g/m<sup>2</sup>)
- Width of fabric 145cm / Sold by the metre

**ZODIAC REPAIR PATCH ROUND – 130MM**

ZODIAC



PVC fabric with a density of 1200 decitex to repair small cuts, punctures, abrasions in inflatable boats

Diameter: 160mm

Thickness: 1.2mm

Sold Individually

| PART #:   | COLOR:    |
|-----------|-----------|
| Z60798-GR | GRAY      |
| Z60798-DG | DARK GRAY |
| Z60798-BK | BLACK     |
| Z60798-RD | RED       |
| Z60798-BL | BLUE      |
| Z60798-NV | NAVY BLUE |
| Z60798-WT | WHITE     |


**ZODIAC MATERIAL PER METER/ROLL**

ZODIAC



Zodiac Fabric Material Sold by the meter or by the roll. All Zodiac boat colors, available in both Hypalon/CSM and PVC Strongnan.

Call for more information...

**QUICKSILVER PVC MATERIAL – 1M ROLL**QUICKSILVER  
INFLATABLES

Quicksilver PVC Material by the roll.

Thickness: 0.9mm

| PART #:       | DESCRIPTION:                     |
|---------------|----------------------------------|
| 720-8M0156340 | 27 INCHES X 42 INCHES, WHITE     |
| 720-8M0148957 | 1 METER X 1 METER, MED. GRAY     |
| 720-8M0148956 | 27 INCHES X 42 INCHES, DARK GRAY |
| 720-8M0159173 | 27 INCHES X 42 INCHES, NAVY BLUE |
| 720-8M0156339 | 27 INCHES X 42 INCHES, BLACK     |

## PVC RUBSTRAKE 10 METERS

QUICKSILVER  
INFLATABLES


Quicksilver Black PVC Rub strake for inflatable boats.  
Dimensions: 10 meters x 7.6cm

**PART #: 8M0156344**

## ANTI-SLIP RUB-STRAKE 112MM

tri

112mm / 4.5" Anti-Slip Rub-Strake – Black  
MATERIAL: 100 % EPDM RUBBER (UV, OZONE & AGING PROTECTED)  
HARDNESS: 70 Duro Virgin material made for long lasting durability.



- Perfect adding wear strips under the tubes, floor or transom to prevent abrasions from rocks or other potential dangers.
- Great for adding extra protect from fishing hooks, and other sharp objects inside the boat

Sold by the foot \*\*\*MADE IN USA\*\*\*

**PART #: 20313B**

## PVC TOWABLE REPAIR KIT

WOW

Extra-large PVC patch can be cut it into any shape you need to repair the puncture.

Includes 8" x 8" square of 30G PVC

Top grade PVC glue

Follow directions on the packaging to ensure a tight seal.

**PART #: 742-195150**



## TEAR AID KIT



Fix punctures and tears on a variety of items with the peerless AIRHEAD TEAR-AID Fabric & Vinyl Repair Patch Kit. Its unique airtight, watertight and elastic composition stretches and springs back to keep the patch in place for a very long time. The tear aid inflatable repair is UV-resistant and extremely handy for fixing towable and boat covers, tents, awnings, sleeping bags, cushions, fishing waders, bicycle tubes, towable tubes, pool liners, rafts, pool floats, kiteboard bladders and more.

For punctures and tears on variety of items.

- Watertight seal
- UV resistant
- Peel and stick application

| PART #:            | DESCRIPTION:  |
|--------------------|---|
| <b>253-AHTR1AR</b> | TYPE A KIT – 3"x60" ROLL FOR FABRIC REPAIR. INCLUDES 1EA 3" x 50" ROLL.                                 |
| <b>253-AHTR1B</b>  | TYPE B KIT – 60" FOR VINYL REPAIR. INCLUDES 1EA 3" x 12", 7/8" x 7/8", AND 1 3/8" x 1 3/8" PATCHES; 1EA |

## ANTI-SLIP RUB-STRAKE 50MM

tri

50mm / 2" Anti-Slip Rub-Strake

- Black

MATERIAL: 100 % EPDM RUBBER (UV, OZONE & AGING PROTECTED)

HARDNESS: 70 Duro Virgin material made for long lasting durability.

- Perfect adding wear strips under the tubes, floor or transom to prevent abrasions from rocks or other potential dangers.
- Great for adding extra protection from fishing hooks, and other sharp objects inside the boat
- Perfect for replacing worn keel rub strake on most inflatable boats

Sold by the foot \*\*\*MADE IN USA\*\*\*

**PART #: 20211B**



## HEAVY DUTY RUBSTRAKE - 200MM

ZODIAC

Heavy-duty Inflatable Boat/Kayak PVC Rubstrake - 200mm wide. Protective Inflatable Boat/Kayak Rubstrake - 200mm wide. Perfect protection for the bottom of any inflatable boat.

**PART #: 456603**



## ZODIAC INFLATABLE BOAT PVC

ZODIAC

### REPAIR KIT

Zodiac PVC Inflatable Boat Repair Kit for temporary / emergency repair of Zodiac PVC inflatable boats. Comes w/case. Glue not included.

Includes: (2) 4 3/4" dia. PVC patch (white), (2) 4 3/4" dia. PVC patch (light gray), (2) 4 3/4" dia. PVC patch (gray), (2) 4 3/4" dia. PVC patch (red), (2) 4 3/4" dia. PVC patch (black)

**PART #: ZR25230**



## GASHOPPER SIGNATURE PVC REPAIR KIT



GasHopper Signature Inflatable Boat Repair Kit

**Kit includes:**

- 4x Zodiac 130mm Repair PVC Patches
- 1-part Zodiac Repair Glue - Z7020
- Strip of 120 grit sandpaper
- 1-inch brush
- Waterproof tube

| PART #:            | DESCRIPTION:                       |
|--------------------|------------------------------------|
| <b>REPAIRKIT-1</b> | RED AND BLACK PVC REPAIR KIT       |
| <b>REPAIRKIT-3</b> | LIGHT GRAY AND GRAY PVC REPAIR KIT |



# ORCA

## PENNEL & FLIPO

FABRICS, REPAIR KITS AND PATCHES



# THE LEADERS IN HYPALON FABRICS DISCOVER THE UNIQUE FINISHES AND COLORS

## Call for pricing and availability!!!

TOLL FREE: (844)747-4677 MANITOBA: (204)795-5950

# HULL/BODY MAINTENANCE AND REPAIR

## KEELGUARD

MEGAWARE  
KeelGuard



Wear and damage to your boat's keel can break down its protective gelcoat finish, allowing water to reach and destroy the fiberglass laminates. MEGAWARE KEELGUARD®, the powerful abrasion-resistant protector, prolongs the life of your boat like nothing else.

| PART #: | DESCRIPTION:   |
|---------|----------------|
| 102-4BL | BLACK - 4 FEET |
| 102-4WH | WHITE - 4 FEET |

## MARINE GRADE PLYWOOD



High Grade CCA Marine Grade - Fur Plywood  
4 x 8 foot sheet Available in various thicknesses.

### Pick-up Only

| PART #:                  | THICKNESS: |
|--------------------------|------------|
| MARPLYWOOD-ONE-QUARTER   | 1/4 INCH   |
| MARPLYWOOD-FIVE-EIGHTH   | 5/8 INCH   |
| MARPLYWOOD-ONE-HALF      | 1/2 INCH   |
| MARPLYWOOD-THREE-QUARTER | 3/4 INCH   |

## QUICKSILVER FLOOR SUPPORT STRINGERS

QUICKSILVER  
INFLATABLES

Quicksilver Replacement support stringers for your Quicksilver Inflatable Boats. High grade aluminum stringers can be used for other inflatable to support aluminum or wood style floors.



| PART #:   | FITS:                                       |
|-----------|---|
| 8M0156311 | QUICKSILVER ALU STRINGER (SET) 250 SPORT    |
| 8M0156312 | QUICKSILVER ALU STRINGER (SET) 300 SPORT    |
| 8M0156313 | QUICKSILVER ALU STRINGER SET FOR 320 SPORT  |
| 8M0156314 | QUICKSILVER ALU STRINGER (SET) 365 SPORT HD |
| 8M0156316 | QUICKSILVER ALU STRINGER (SET) 470 SPORT HD |

## CADET FLOOR SUPPORT STRINGERS

ZODIAC

Zodiac Replacement support stringers for Zodiac Cadet series boats. Made from High Grade Aluminum, these stringers are a direct replacement for your Zodiac boat or other like style inflatable boats.

Fits: Zodiac  
Cadet Manufactured 2015 and Newer



| PART #: | FITS:                          |
|---------|--------------------------------|
| Z69452  | ZODIAC STRINGER RAIL CADET 270 |
| Z69453  | ZODIAC STRINGER RAIL CADET 310 |
| Z69454  | ZODIAC STRINGER RAIL CADET 350 |

## ZODIAC STRINGER WITH TRACK RAIL

ZODIAC

Replacement Zodiac Stringer for Aluminum/Wood Floors. Zodiac STRINGER/LONGERON A RAIL 12x900  
Material: Aluminum  
Fits: Zodiac C310S, C285S, 2006 and Newer Zodiac C260S  
Also fits other Select Inflatable Boats  
PART #: Z6452



## ALUMINUM FLOOR H-JOINT

ZODIAC

Zodiac replace floor h-joints. Zodiac H-Joint, Aluminum, each. For Zodiac Cadet Wood Floor Models. Dimensions are 25-1/4"L x 1"W. Opening is 1/2". Also use the H-Joints to replace with a new wood floor on your existing inflatable boat.



| PART #: | FITS:                            |
|---------|----------------------------------|
| Z6903   | FLOOR H-JOINT, ALUMINUM 12x715MM |



## FLOOR END CAPS



Z3540



Z2782

Floor End Cap For Aluminum Floors. Replacement end cap.

| PART #: | FITS:                                    |
|---------|--|
| Z2782   | ZODIAC FLOOR CAP FOR Z1520 / Z2629       |
| Z3540   | ZODIAC FLOOR END CAP FOR ALUMINUM FLOORS |

## PLASTIC FLOOR/SEAT RETAINER



Replacement Zodiac Floor or Seat Retainer - per item  
Used to attach air floor to transom or bench seat mount to slide on rope rail stringers.  
Can be used for other brand inflatable boats. Such as SEABRIGHT, SEAMAX, and much more...

PART #: Z3143



## QUICKSILVER AIRDECK/ AIRFLOOR



Replacement Airdeck floor (8mm) Airdeck series. Replacement airfloor/airdeck for Quicksilver Tendency 320 series.

PART #: 8M0148911

## QUICKSILVER FLOOR SLATS



Quicksilver Slat for Tendency 200 & 240 SL (one piece)  
Sold individually

PART #: 8M0148947

## FLOOR TRACK RUNNER/STRAP TIE DOWN KIT



Zodiac Floor Track Runner/Strap Tie Down Kit - For Zodiac Inflatables that use the floor track system.

### Features:

Ideal for securing fuel tanks and any other items laid loose on the deck Runner and strap kit which locates in the tie down rails found on the outside edges of Zodiac's wooden and aluminum floors

The rails can be found fitted to the sport boats

Applications: Any Zodiac HD Aluminum Floor Rail System

Keeps your gear where it needs to be instead of all over the place

Clean simple and easy to use

Zodiac Classic, Futura HD, Commando, Grand Raid, Heavy Duty and Bombard Typhoon (except 310 Aero)

Kit Contains

(4) Hold Downs (Chariots)

(2) Snap hooks

(1) Strap

PART #: Z1226

## QUICKSILVER ALUMINUM FLOOR SET



Replacement Quicksilver floor set for Sport series and Sport HD series boats. For Quicksilver boats 2020 and newer.

### Kit Includes:

- Floor boards
- Thrust Boards
- Stringers



| PART #:   | FITS:                                 |
|-----------|---------------------------------------|
| 8M0148917 | ALU FLOOR (COMPLETE KIT) 300 SPORT    |
| 8M0148918 | ALU FLOOR (COMPLETE KIT) 320 SPORT    |
| 8M0156302 | ALU FLOOR (COMPLETE KIT) 365 SPORT HD |
| 8M0156304 | ALU FLOOR (COMPLETE KIT) 470 SPORT HD |

# FUEL SYSTEMS AND ENGINE SERVICE

## PORTABLE MARINE FUEL TANKS



### SCEPTER Marine Fuel Tanks.

Sold around the world by leading outboard engine manufacturers like Tohatsu, Honda, Mercury, Yamaha and Suzuki, SCEPTER marine fuel tank containers are the trusted OEM choice for portable marine fuel tanks.

| PART #: | DESCRIPTION:        |
|---------|---------------------|
| 03780   | 3.2/12L GALLON TANK |
| 03781   | 6.6/25L GALLON TANK |

## TOP SIDE FUEL TANK



### SCEPTER TOPSIDE FUEL TANK

TOPSIDE FUEL TANKS provide a positive seal with Scepter/Moeller exclusive injection molded 2-1/4" fill neck. Mechanically vented fuel cap ensures easy gripping with exclusive ribbed design that floats - Features 90 degree, 1/4 NPT fuel withdrawal elbow that rotates 360 degrees eliminating kinked fuel line - Includes mechanical direct-sight gauge with easy-to-read indicator - Manufactured from high-density polyethylene with UV-stabilized resin - Tested to industry standards.

| PART #: | DESCRIPTION:                      |
|---------|-----------------------------------|
| 08189   | 9/34L GALLON TANK                 |
| 08190   | 12/45L GALLON TANK (TALL PROFILE) |
| 08191   | 12/45L GALLON TANK (LOW PROFILE)  |

## REPLACEMENT GAS TANK CAP W/MANUAL VENT



Scepter Portable Marine Tank  
Replacement Cap

### Benefits:

Compatible with Scepter Portable Marine Tanks

PART #: 08935



## NEPTUNE SERIES FUEL TANK



### SCEPTER Marine Fuel Tanks

Excellent for use with outboard engines, the Neptune Series portable marine tank is easy to transport. Made from UV stabilized material, the rugged crush-resistant design is built to fuel your marine adventures for years to come!

| PART #: | DESCRIPTION:                |
|---------|-----------------------------|
| 04158   | NEPTUNE 3/11.4L GALLON TANK |
| 04921   | NEPTUNE 6/22.7L GALLON TANK |

## FUEL LINE ASSEMBLY



### SCEPTER FUEL LINE ASSEMBLY

Keep your fuel line operating at peak performance with our Yamaha fuel line assembly. Scepter's OEM compatible replacement parts promote maximum fuel flow and ensure your outboard motor runs smoothly.

| PART #: | DESCRIPTION:               |
|---------|----------------------------|
| 07482   | MERCURY '98 & NEWER        |
| 07483   | MERCURY BAYONET STYLE      |
| 07486   | JOHNSON/EVINRUDE           |
| 07489   | YAMAHA                     |
| 07485   | UNIVERSAL - 3/8 ID 80" L   |
| 07491   | UNIVERSAL - 5/8 ID x 80" L |



## QUICKSILVER PRIMER BULB

**QUICKSILVER**  
INFLATABLES



Using materials resistant to the chemistry of today's fuels, this bulb is designed to remain pliable longer. Two hose clamps are included. This bulb may be used in all applications not governed by US-EPA 2011 regulations.

Fits: 5/16" I.D. & 3/8" I.D. gray fuel line

**PART #: 8M0054313**

## SCEPTER PRIMER BULB

**Scepter**  
MARINE



High-flow capacity primer bulb with dual internal check valves to reduce back flow leakage. Gasoline and solvent resistant material that helps maintain maximum performance even in colder temperatures. Compatible with ethanol fuels

### Benefits:

- Maximizes Engine Performance
- High Flow Capacity for Quick and Efficient Priming
- Dual Internal Check Valves

| PART #: | DESCRIPTION: |
|---------|--------------|
| 07813   | 1/4" BARB    |
| 07494   | 5/16" BARB   |
| 05869   | 3/8" BARB    |

## FUEL CONNECTORS

**Scepter**  
MARINE



04068



04075



05813



05815



05791



05787



05822



09476



05837



07497



05793

| PART #:                     | CONNECTOR:            | MATERIAL:           |
|-----------------------------|-----------------------|---------------------|
| <b>JOHNSON/EVINRUDE/OMC</b> |                       |                     |
| 04068                       | TANK FITTING – MALE   | NYLON/BRASS         |
| 05787                       | HOSE FITTING – FEMALE | PLASTIC             |
| 05822                       | HOSE FITTING – FEMALE | PLASTIC             |
| <b>MERCURY/MARINER</b>      |                       |                     |
| 09476                       | HOSE FITTING – FEMALE | DIE-CAST            |
| 05837                       | TANK FITTING – MALE   | NYLON/BRASS         |
| 07497                       | TANK FITTING – MALE   | DIE-CAST            |
| 05791                       | HOSE FITTING – FEMALE | PLASTIC             |
| 05793                       | HOSE FITTING – FEMALE | PLASTIC             |
| <b>YAMAHA</b>               |                       |                     |
| 04075                       | TANK FITTING – MALE   | NYLON/BRASS         |
| 05813                       | HOSE FITTING – FEMALE | CHROME PLATED BRASS |
| 05815                       | HOSE FITTING – FEMALE | CHROME PLATED BRASS |



## QUICKLEEN ENGINE AND FUEL SYSTEM CLEANER - 12OZ

Quickleen Engine and Fuel System Cleaner 8M0047921 is a fuel treatment solution for use in all 2 and 4 cycle carbureted and fuel-injected gasoline engines, including cars, trucks, motorcycles, ATVs, snowmobiles, marine engines, lawn mowers, chain saws, string trimmers and snow blowers. Safe for catalyzed engines. It can help maximize engine performance with all grades of gasoline. It will help control corrosion and gum and varnish build-up. It will quickly and thoroughly remove carbon deposits from carburetors, injectors, intake valves, spark plugs, piston crowns and cylinder heads. It can extend spark plug life and prevent engine knocking and piston seize-up.

Maximize engine performance with all grades of gasoline. Quickly and thoroughly removes carbon deposits from carburetors, injectors, intake valves, spark plugs, piston crowns and cylinder heads. Prevents engine knocking and piston seize-up.

Extends spark plug life.

Can be used at every fuel tank fill-up. One ounce treats five gallons of gasoline.

PART #: 8M0047921



## QUICKSTOR FUEL TREATMENT AND STABILIZER - 12OZ

Quickstor Fuel System Treatment and Stabilizer 8M0047922 is for use in all 2- and 4-cycle carbureted and fuel-injected gasoline engines including cars, trucks, motorcycles, ATVs, snowmobiles, marine engines, lawn mowers, chain saws, string trimmers and snow blowers. Safe for catalyzed engines. Add to fuel before long-term boat storage.

Stabilizes fuel for up to 1 year. One ounce treats 5 gallons.

Prevents regular and ethanol blended fuel from breaking down and oxidizing. Prevents fuel system corrosion.

Prevents gum and varnish from forming in the fuel and then settling in fuel lines, tanks, carburetor and injectors.

Add to fuel before long-term boat storage

Prevents regular and ethanol blended fuel from breaking down and oxidizing.

Stabilizes fuel for up to two years. One ounce treats five gallons.

Prevents fuel system corrosion.

Prevents gum and varnish from forming in the fuel and then settling in fuel lines, tanks, carburetor and injectors.

PART #: 8M0047922



## DRAIN/FILL GASKET WASHER, LOWER UNIT - JOHNSON, EVINRUDE, OMC STERNDRIIVE

Sierra's 18-4248-9 Drain/Fill Plug Washers are designed for use with Johnson/Evinrude outboard engines and OMC stern drives. Constructed of durable plastic material. It is interchangeable with Mallory 9-60408, Volvo Penta 3852105, Johnson/Evinrude Outboard 311598, and OMC Stern Drive 311598 and 3852105.

Each Sierra product meets or exceeds the original equipment part it replaces.

Sold Individually

Material: Plastic

PART #: 47-4248



## GEARCASE/LOWER UNIT DRAIN/FILL GASKET WASHER - MERCURY/YAMAHA

Sierra Marine Drain Fill Washer.

Used on lower unit drain and oil level screws for all Yamaha/Mercury outboard models.

Sold Individually

PART #: 18-4698



## SAE 85W90 PERFORM. GEAR OIL 1 QT.

Extreme Performance Gear Oil SAE 85W90 - Quicksilver Extreme Performance Gear Lube was designed for outboard and sterndrive racing applications. This gear lube provides maximum protection against:

- Water intrusion – advanced emulsifiers protect gears if water enters the gear housing
- Wear – tackifiers and pressure additives improve oil film adhesion and protect against excessive wear
- Horsepower loss – prevents horsepower loss and won't break down

when gears reach high temperatures

PART #: 92-8M0111677



## 10W-30 SYNTHETIC MARINE ENGINE OIL

Four stroke synthetic blend oil is recommended for use in all four stroke outboards to 150 hp, 3.4L V-6 outboards and 4.6L V-8 outboards. It is SAE 10W30 weight oil. Provides outstanding wear and corrosion protection to help extend engine life. See your owner's manual or service manual for specific applications and instructions.

1 quart

PART #: 8M0142135



## QUICKSILVER ENGINE LUBRICANTS

### QUICKSILVER GEAR LUBE

Quicksilver 1 Quart Premium Gear Lube SAE 80W-90 For outboard lower units below 75 HP Replaces MERCURISER 92-858058K01

PART #: 92-858058QC1



### 10W-30 MARINE ENGINE OIL

Clean oil is essential in reducing friction and preventing damage to internal components, providing many years of engine life. Engineered for sterndrive and outboard applications, this 4-stroke 10W-30 marine oil has been extensively tested to ensure impressive protection against corrosion and wear. Features premium-grade synthetic and mineral-based stocks, exceeding all marine industry 4-stroke oil requirements including FC-W and FC-W Catalyst Compatible.

1 quart

PART #: 8M0078616





## 10W-30 FULL SYNTHETIC MARINE ENGINE OIL

Quicksilver Full Synthetic 4-Stroke Marine Engine Oil is for use in non-catalyzed 4-stroke outboard, sterndrive and inboard engines. Quicksilver 10W-30 Full Synthetic features a specialized additive package with elements that protect hard-working marine engines. It protects internal engine surfaces from deposit buildup, neutralizes harmful byproducts of fuel combustion and provides industry leading defense against rust during intermittent engine use. It exceeds NMMA® FC-W® standards for non-catalyzed outboard, sterndrive and inboard engines.

**1 quart**

**PART #: 8M0175780**

QUICKSILVER  
INFLATABLES



## 25W-40 MARINE ENGINE OIL

Clean oil is essential in reducing friction and preventing damage to internal components, providing many years of engine life. Engineered for sterndrive and outboard applications, this 4-stroke 25W-40 marine engine oil has been extensively tested to ensure impressive protection against corrosion and wear. Exceeds all marine industry 4-stroke oil requirements including FC-W and FC-W Catalyst Compatible.

**1 quart**

**PART #: 8M0078619**

QUICKSILVER  
INFLATABLES



## 25W-40 SYNTHETIC MARINE ENGINE OIL

Clean oil is essential in reducing friction and preventing damage to internal components, providing many years of engine life. Engineered for sterndrive and outboard applications, this 4-stroke synthetic blend 25W-40 marine engine oil has been extensively tested to ensure impressive protection against corrosion and wear. Exceeds all marine industry 4-stroke oil requirements including FC-W and FC-W Catalyst Compatible.

**1 quart**

**PART #: 8M0078622**

QUICKSILVER  
INFLATABLES



## 5W-30 FULL SYNTHETIC MARINE ENGINE OIL

Full synthetic four stroke oil is for use in all four stroke outboard, stern drive and inboard marine engines. It is SAE 5W-30 weight oil. Provides outstanding wear and corrosion protection to help extend engine life. It maintains its viscosity, protects against varnish buildup and sludge formation and exceeds the rust protection requirements for NMMA certification. Outperforms automotive oils in marine applications because of its specialized additive package designed for marine engines and the rigors of the marine environment. See your owner's manual or service manual for specific applications and instructions.

**1 quart**

**PART #: 8M0148474**

QUICKSILVER  
INFLATABLES



## 10W-40 MARINE ENGINE OIL

Four-stroke mineral base oil 8M0148476 is recommended for use in all 4-stroke marine outboard, sterndrive and inboard engines. It is SAE 10W-40 weight oil. Meets or exceeds all marine engine manufacturer's warranty requirements and recommendations for use of an FC-W marine engine oil. It maintains its viscosity, protects against varnish buildup and sludge formation and exceeds the rust protection requirements for NMMA certification. This package is a 1 quart bottle. See your owner's manual or service manual for specific applications and instructions.

**1 quart**

**PART #: 8M0148476**

QUICKSILVER  
INFLATABLES



## PREMIUM PLUS 2-STROKE MARINE ENGINE OIL

Premium Plus TCW3 2-Stroke Oil is for use in oil-injected, carbureted or electronic fuel injected (EFI) mid- to high-horsepower engines. It is an advanced proprietary formula is designed for all 2-Stroke outboard engines applications and is specifically formulated to meet the demand of high horsepower engines. Blended with quality ashless dispersants, this advanced formula maintains peak engine performance even under severe conditions such as extended full throttle, high speed, heavy load and "out-of-the-whole" acceleration. Continued use of Quicksilver Premium Plus 2-Stroke Outboard oil will help reduce corrosion and carbon build-up while providing superior lubrication for internal engine components. Meets all outboard and personal watercraft manufacturers' recommendations for use of NMMA TC-WII or TC-W3 oils in premix or oil-injected 2-Stroke applications. It is a NMMA TC-W3 Certified Oil.

**PART #: 858026Q01**

QUICKSILVER  
INFLATABLES



## 25W-50 HIGH PERFORMANCE SYNTHETIC MARINE ENGINE OIL

High Performance four stroke marine engine oil is recommended for use in Mercury Verado and other high performance marine engines. It is SAE 25W-50 weight oil. Provides outstanding wear and corrosion protection to help extend engine life. Meets or exceeds all marine engine manufacturer's warranty requirements and recommendations for use of an FC-W marine engine oil. It maintains its viscosity, protects against varnish buildup and sludge formation and exceeds the rust protection requirements for NMMA certification. This package is a one quart bottle. See your owner's manual or service manual for specific applications and instructions.

**1 quart**

**PART #: 8M0053662**

QUICKSILVER  
INFLATABLES



## PREMIUM 2-STROKE ENGINE OIL – OUTBOARDS, PWCS, SNOWMOBILES AND MOTORCYCLES

Quicksilver Premium TC-W3 2-cycle oil provides excellent lubrication for outboards, PWC's, motorcycles, snowmobiles and small engines. The ashless dispersant oil fights rust deposits in the combustion chamber, intake and exhaust passages. This NMMA TC-W3 oil reduces exhaust smoke and controls deposits that can cause spark plug fouling or sticking rings.

**PART #: 858021Q01**

QUICKSILVER  
INFLATABLES



## SIERRA MARINE LUBRICANTS

### HI-PERFORMANCE GEAR LUBRICANT SYNTHETIC BLEND, QT.

Designed to surpass the performance of the O.E. Hi-Performance gear lubricants. For use in high performance and high load operating conditions in both outboard and I/O lower units. GL-5 Rated. Protects gears, bearings and other gear case components. Replaces BRP (System Matched) Ultra-HPF Blend, Mercury (QuickSilver) Hi-Performance Blend, and Yamaha (Yamalube) LUB-GEARL-11-00. Synthetic blended marine formulation reduces operating friction for increased performance. Replaces: Mercury 92-858064Q01, 92-858064K01.

**PART #: 18-9650-2**



### PREMIUM LOWER UNIT GEAR LUBRICANT, QT.

Recommended for all general marine applications requiring a GL-5 class lubricant. Ideal for replacing all old hypoid 90 application needs. Formulated for use in freshwater or saltwater conditions and all standard marine applications. Reduces friction and protects gears, bearings, and other gear case components. Replaces: Mercury 92-858058Q01, 92-858058K01. Suzuki 990A0-01E81-01Q.

**PART #: 18-9600-2**



### 10W-30 FC-W SYNTHETIC OIL, QT.

Formulated specifically for 4-stroke outboard and sterndrive engine technology. Special blend of synthetic base oil and a balanced additive system that exceeds FC-W requirements. Excellent protection at high temperatures. Greater resistance to oxidation for lower oil consumption. Offers faster lubrication at start up in low temperatures. Recommended for use in both outboard and sterndrive applications. NMMA FC-W Certified/API-SL.

**PART #: 18-9690-2**



### 10W-30 FC-W 4-STROKE OIL, QT.

Highly refined petroleum product formulated with premium base stock and highly refined additive. Excellent anti-wear characteristics. Formulated to meet or exceed the tough requirements of the Marine 4-Stroke motor manufacturers and to offer maximum corrosion protection. Reduces friction and sludge, keeping the engine cleaner for better efficiency. Meets and exceeds quality performance API SJ, CF-2, CH-4, NMMA FC-W Certified. Replaces: Mercury 92-802833Q1.

**PART #: 18-9420-2**



### 10W-40 FULL SYNTHETIC CATALYST OIL, QT.

Developed for excellent protection against severe wear at both high and low temperatures in high performing engines. Fully synthetic oil. Approved for year-round use. Replaces: Volvo Penta 21681794.

**PART #: 18-9559CAT-2**



### 10W-40 FC-W SEMI SYNTHETIC OIL, QT.

Direct Suzuki replacement oil. NMMA FC-W Certified/API-SL. Semi-synthetic formulation for superior protection under high loads and operating stress. Replaces: Suzuki 990C0-10W40-1QT.

**PART #: 18-9551-2**



### 5W-30 FC-W SEMI-SYNTHETIC CATALYST OIL, QT.

Capitalizing on "ZDDP" anti-wear additive technology for maximum corrosion protection, this semi-synthetic ultra high-performance oil utilizes premium base stocks and industry leading additives. It offers enhanced detergent to suspend and prevent sludge, advanced lubrication and deposit control for extended engine life, and prevents phosphorous depletion. Meets and/or exceeds FC-W catalyst and FC-W specifications, and meets or exceeds API SM category requirements. Replaces: Honda 08207-5W30M2.

**PART #: 18-9555-2**



### 5W-30 FC-W FULL SYNTHETIC CATALYST OIL, QT.

Capitalizing on "ZDDP" anti-wear additive technology for maximum corrosion protection, this semi-synthetic ultra high-performance oil utilizes premium base stocks and industry leading additives. It offers enhanced detergent to suspend and prevent sludge, advanced lubrication and deposit control for extended engine life, and prevents phosphorous depletion. Meets and/or exceeds FC-W catalyst and FC-W specifications, and meets or exceeds API SM category requirements.

**PART #: 18-9558-2**



### 25W-40 FC-W 4-STROKE CATALYST OIL, QT.

Capitalizing on "ZDDP" anti-wear additive technology for maximum corrosion protection, this formula offers advanced lubrication for extended engine life and prevents phosphorous depletion. It is NMMA FC-W CATALYST certified and approved for all 4-stroke applications including outboard, sterndrive, and inboard. Replaces: Mercury 92-8M0078627.

**PART #: 18-9400CAT-2**





## TC-W3 FULL SYNTHETIC, QT.

Formulated to improve performance and extend engine life, this high performance lubricant is ideal for today's high horsepower outboards that demand maximum performance. It is a direct replacement for the BRP XD-100 2 stroke oil. It reduces ring sticking, deposit formation, and exhaust port blockage, allowing for easier starting, and results in significantly reduced aquatic toxicity compared to other outboard oils on the market today. It's great for oil injection systems or pre-mix applications, and offers excellent performance with lower quality fuels. Exceeds JASO, ISO, API, and NMMA for advanced generation 2-cycle lubricants. Will not void engine manufacturer's warranty.

**PART #: 18-9540-2**



## TC-W3 PREMIUM BLEND, QT.

Formulated to improve performance and extend engine life, this high performance lubricant is ideal for today's high horsepower outboards that demand maximum performance. It reduces ring sticking, deposit formation, and exhaust port blockage, allowing for easier starting, and results in significantly reduced aquatic toxicity compared to other outboard oils on the market today. It's great for oil injection systems or pre-mix applications, and offers excellent performance with lower quality fuels. Exceeds JASO, ISO, API, and NMMA for advanced generation 2-cycle lubricants. Replaces Mercury 92-858025K01 / 858025Q01.

**PART #: 18-9500-2**



## 4-STROKE 10W30 OIL CHANGE KIT

**QUICKSILVER**  
INFLATABLES



Convenient oil change kit. Contains all the items needed to change oil in select Mercury 4-Stroke Outboards.

10W-30 Marine Engine Oil

Oil Filter

Drain Plug Seal

Complete Instructions

| PART #:   | DESCRIPTION:            |
|-----------|-------------------------|
| 8M0107511 | 5L For 75/90/115 HP EFI |
| 8M0107513 | 6L For 150 HP           |

## 4-STROKE OUTBOARD 25W-40 OIL CHANGE KIT

**QUICKSILVER**  
INFLATABLES



Clean oil is essential in reducing friction and preventing damage to internal components, providing many years of engine life. This 4-stroke 25W-40 marine engine oil has been extensively tested to ensure impressive protection against corrosion and wear. Exceeds all marine industry 4-stroke oil requirements including FC-W and FC-W Catalyst Compatible.

25W-40 Marine Engine Oil

Oil Filter

Drain Plug

Complete Instructions

| PART #:   | DESCRIPTION:            |
|-----------|-------------------------|
| 8M0081910 | 1L For 15/20 CARB       |
| 8M0081911 | 2L For 25/30 HP         |
| 8M0081912 | 3L For 40/50/60 HP EFI  |
| 8M0081913 | 5L For 75/90/115 HP EFI |

## QUICKSILVER OIL FILTER - FOR MERCURY 8-30HP

**QUICKSILVER**  
INFLATABLES

Replacement oil filter for Mercury and Mariner 8hp and 9.9hp 4-stroke outboards, 15hp and 20hp 4-stroke carbureted outboards and the 25hp and 30hp EFI 4-stroke outboards (model year 2006 and newer).

Superior M-Pleated cleansing

filter media removes oil

contaminants that could

damage your engine

Produced to meet Mercury

Marine original equipment

manufacturer specifications to best protect your engine

Features an anti-drain back valve to ensure start up lubrication and eliminate dry starts

50% thicker metal shell than conventional filters with a durable, corrosion resistant finish

Easy to replace when winterizing or at 100-hour engine run time in season

**PART #: 8M0162832**



## QUICKSILVER OIL FILTER YAMAHA/NISSAN/HONDA

**QUICKSILVER**  
INFLATABLES

This is the replacement filter for various marine engines. Use to replace: Honda 15400-PRB-007, 15400-ZW4-003; Mallory 9-57804; Nissan/Tohatsu 3R0-07615-0, 3R0076150M; Yamaha 5GH-13440-00-00, 5GH-13440-10-00, 5GH-13440-30-00, 5GH-13440-70-00; Sierra 18-7911-1. Replace the filter at least once each boating season and before winterizing your boat. Remove the old filter and easily install the new, clean filter.

See your owner's manual for replacement recommendations based on your engine use. Check your owner's manual or service manual for specific application and installation instructions.

**PART #: 8M0154776**



## WATERPUMPS

### SIERRA VOLVO, CRUSADER, AND CHRYSLER IMPELLER KIT



Overheating from a long day of cruising or sailing will no longer be an issue for you! This impeller kit will save the day by pumping cold water into your boat's engine to keep it cool and prevent overheating.

The NEOPRENE IMPELLER KIT

(18-3077) is intended for use in Volvo Penta, Crusader, and Chrysler inboard engines. It includes one Sierra 18-3060 impeller and one Sierra 18-3140 water pump gasket to cool your engine by pumping cold water into it. This impeller kit is made of non-corrosive neoprene material, which provides strong resistance and heavy-duty performance. It has a strong construction and hard-wearing parts and components that ensure it will last a long time.

**PART #: 18-3077**



### JOHNSON/EVINRUDE WATERPUMP KIT 9.9-15 HP – 1995 AND UP



Sierra Water Pump Kit for Johnson/Evinrude Outboard Motors

**Kit contains:**

18-3050 Impeller - Dia. 1 1/2", Dpth. 3/4" - 6 Fins - Neoprene - Ding for Johnson/Evinrude Outboard Motors

18-3178 Wear Plate for Johnson/Evinrude Outboard Motors

18-3179 Water Pump Cup for Johnson/Evinrude Outboard Motors

18-3180 Water Pump Housing for Johnson/Evinrude Outboard Motors

18-3326 Impeller Key for Johnson/Evinrude Outboard Motors

18-3369 Stainless Steel Bolt - HEX - 1/4 x 20 x 1" for Johnson/Evinrude Outboard Motors

**PART #: 18-3327**



### QUICKSILVER WATERPUMP REPAIR KIT MERCURY 8-25HP



This extensive kit fits various 8-25hp 2-stroke & 4-stroke outboards. 8hp 4-stroke outboards (0P086824-0P400999) and 9.9hp 4-stroke outboards (USA made serial No. 0G760300-0T979999 and BEL assembled 0P075166-0P325499) plus 15hp Mercury

BigFoot 4-stroke outboards (USA made serial No. 0G590000-1B727495 and BEL assembled 997311 and up). As well as 20hp 2-stroke outboards (0P325500 and up) and 25hp 2-stroke outboards (1B000001 and up). See your owner's manual for replacement schedule. See your service manual for installation instructions. The Quicksilver brand is the leader in delivering uncompromising engine oils, parts and accessories to the marine industry for over 65 years. Quicksilver is the premier supplier of Mercury Marine original equipment replacement engine parts, oils, and accessories, but also works to serve all original equipment brands in the marine and powersports industries. It has earned a loyal following by providing the highest quality products that are tested through some of the most rigorous environments and testing procedures. No aftermarket company comes close to the level of research and design as Quicksilver; buying Quicksilver is buying performance, protection and peace of mind.

**PART #: 99157T2**



### YAMAHA WATERPUMP KITS W/HOUSING – 40-64 HP



Replaces 63D-W0078-01-00

Sierra Marine products are engineered to surpass today's high horsepower engine demands and stand up to the harsh marine environment. All marine products both meet or exceed the original equipment part it replaces.

Sierra Marine are the leading supplier of marine engine and drive parts with over 50 year in business, offering 1,000's of parts.

**PART #: 18-3415**



## PROPS

### PROP GUARD®



The PROP GUARD® will vastly improve safety and can give you better overall performance!

There are no "minor" propeller accidents. Installation of the Prop Guard® on all propellers would greatly reduce prop blade injuries to humans and marine life. The added thrust also allows for better handling control of the vessel. The Coast Guard, lifeguards and military vessels are preparing to order Prop Guards® because of the greater propeller safety factor and increased vessel control that they can achieve.

| PART #: | DESCRIPTION:                          |
|---------|---------------------------------------|
| PG9     | YELLOW - FOR 9.9 TO 20 HP MOTORS      |
| PG11    | ORANGE - FOR 25 TO 35 HP MOTORS       |
| PG13    | BLUE - FOR 40 TO 65 HP EXCEPT BIGFOOT |





*With Innovative Technology And Superior Materials Behind Them, QUICKSILVER Props Set The Standard For Premium Design And Durability.*

Contact Us For Prop and Motor Fitment



**QUICKSILVER**  
Propellers

**TURNING POINT**  
PROPELLERS

**NO FASTER PROP  
ON THE WATER**

**HUSTLER**  
ALUMINUM PROPELLERS

**EXPRESS**  
STAINLESS STEEL PROPELLERS

**MASTERGUARD**  
HUB KIT SYSTEMS

Contact Us For Prop and Motor Fitment



TOLL FREE: (844)747-4677 MANITOBA: (204)795-5950

# OARS, PADDLES AND KITS

## OARLOCK ASSEMBLY 2 PC.



DURAS Replacement or Spare Oarlock Assembly Kit - 2 pieces

**Color:** Gray

**Includes:**

- Base
- Oar Pin and cap

**PART #: DZOARLOCK**

## CAP NUT AND STRING REPLACEMENT

Quicksilver Replacement or Spare Oar Lock Cap with String

**Color:** Light Gray

**PART #: 62-8M0054772**



## BH OARLOCK FOR 35MM BLACK

Bravo Oarlock - 1 pc. Sold Individually - Black with swivel head - for 35mm oars, 12mm pin. Will work other similar oarlock styles. Equivalent to part # Z67067.

**PART #: S241146**



## ZODIAC OARLOCKS – STAINLESS-STEEL PINS, PAIR



The oarlock is suitable for paddles with a diameter of 3,5 cm. Due to the rotation system of the oarlock, it can easily be moved on the paddle for the correct distance and also fixed so that the paddle does not shift. This allows you to easily adjust the paddle so that rowing with the inflatable boat is easy.

This type of oarlock is suitable for the Zodiac and Bombard inflatable boats from year of construction 2005.

If you have a model from before 2005, you probably need the conversion kit to make the oarlock system on the boat suitable for these new oarlocks.

| PART #: | DESCRIPTION:          |
|---------|-----------------------|
| Z76502  | SS-PIN OARLOCK, GREY  |
| Z76503  | SS-PIN OARLOCK, BLACK |

DURAS

## OAR LOCK ROWLOCK T PIN BAR REPLACEMENT

Black Oar Lock Rowlock T Pin Bar Replacement for most inflatable boats. Easy to install with minimal effort. Comes with cap nut.


**PART #: SEAB-OARTPIN-BLK**



## ZODIAC BH OARLOCKS – 35MM

Replacement or Spare Zodiac Zoom, Typhoon and some Bombard Oarlock - Pair – Black

**PART #: Z67067**



## BH OARLOCK FOR 35MM GRAY

Bravo Oarlock - 1 pc. Sold Individually - Gray with swivel head - for 35mm oars, 12mm pin. Will work other similar oarlock styles.

**PART #: S241176**



## SCREW-IN NYLON OARLOCK

Bravo-SCOPREGA Art 620 Screw-In Nylon Oarlock for Inflatables

**Applications:**

Older Zodiac, Bombard, OMC Express and some West Marine inflatable boats. Boats that utilize the Screw-In style oarlocks.

Replaces Zodiac #: Z6031

**Material:** Molded Plastic

**Dimensions:**

Overall Length: 4" Inside

Width: 1 3/8" x 2"

Post Diameter: 1/2 Inch diameter (11/16" thread diameter)

**PART #: A351620**



## ZODIAC OAR HOLDER CLIP D35



**Zodiac Oar Holder Clip D35**

Grey clip for securing the oar to the rear of the Zodiac or Bombard inflatable boat.

The clip is attached to the paddle and has an opening on one side that you can slide over the plastic stud (Z2816) on the boat.

This clip is suitable for paddles with a diameter of 3,5cm.

| PART #: | DESCRIPTION:          |
|---------|-----------------------|
| Z76502  | SS-PIN OARLOCK, GREY  |
| Z76503  | SS-PIN OARLOCK, BLACK |



## ZODIAC ALUMINUM OARS/PADDLES



Zodiac Aluminum Jointed Oars ( Pair ) with Grey handle & Blade 160cm long with hole Z67342, suitable for Inflatables which have a pin & screw on cap rowlock system.

Overall length of oar 160cm

Overall length of handle

part of oar 85cm

Overall length of Blade part of oar 83cm

Diameter of shaft 35mm

Location of hole from

handle end of oar 50.5cm

As used on Newer Zodiac Tenders.

**PART #: Z67342**



## SYNTHETIC PADDLE W/ ALUMINUM SHAFT



- 1" Diameter brushed finish anodized aluminum shaft is strong and corrosion resistant
- Impact resistant blade
- Palm grip with sleeve supports the entire palm for a comfortable wrist motion
- Blade size: 22"x6 1/8"

| PART #:  | DESCRIPTION:    |
|----------|-----------------|
| 50-71121 | LENGTH 4 FEET   |
| 50-71123 | LENGTH 4 ½ FEET |
| 50-71124 | LENGTH 5 FEET   |
| 50-71126 | LENGTH 5 ½ FEET |

## STANDARD WOOD PADDLE



- Made of New Zealand Pine wood
- Premium varnish finish
- 1-3/8" Diameter shaft
- Overall blade size: 15-3/4" x 5-7/8"

| PART #:  | DESCRIPTION:      |
|----------|-------------------|
| 50-71141 | LENGTH 3 1/5 FEET |
| 50-71143 | LENGTH 4 FEET     |
| 50-71144 | LENGTH 4 ½ FEET   |
| 50-71146 | LENGTH 5 FEET     |
| 50-71147 | LENGTH 5 ½ FEET   |
| 50-71148 | LENGTH 6 FEET     |

## QUICKSILVER ALUMINUM PADDLES



Replacement or Spare Aluminum Paddle Set for Quicksilver Inflatable Boats.  
**Sold in pairs.**

| PART #:       | DESCRIPTION:                     |
|---------------|----------------------------------|
| 720-8M0148934 | GRAY - TENDY/AIRDECK - 1.42M     |
| 720-8M0156986 | GRAY - ALU-RIB 270-350 - 1.42M   |
| 720-8M0156983 | BLACK - SPORT 250-320 - 1.42M    |
| 720-8M0156984 | BLACK - SPORT HD 365 - 1.2M      |
| 720-8M0156985 | BLACK - SPORT HD 420-470 - 1.32M |
| 720-8M0156988 | GRAY - ALURIB 380-420 - 1.62M    |

## TELESCOPING PADDLE WITH BOAT HOOK

Crooked Creek - Telescoping Paddle with Boat Hook. Two-stage paddle with sturdy boat hook head. Durable anodized aluminum shaft and high impact ABS plastic blade can float. Smooth telescoping twist-lock will hold at any position for ease of use. 1.25 in. (31.7 mm.) shaft diameter. Size - 36 - 54 in.  
**PART #: 452-C11545**



## ALUMINUM SYNTHETIC PADDLE



Make your experience on the water more enjoyable with the Crooked Creek® Aluminum/Synthetic Paddle. Its lightweight anodized aluminum shaft offers an approachable design, while the thick rubber sleeve gives a sure grip novices can learn on and experts can appreciate.

### Features

- "Hybrid Grip" supports full palm and promotes a more natural hand / wrist motion
- High-impact ABS polymer blade

### Specifications:

- Applications: Canoe / general purpose paddle
- Style: 1-piece shaft with "Hybrid Grip"
- Material: Aluminum shaft with thick rubber sleeve, ABS polymer blade
- Paddle & Grip Color: Blue

### Dimensions:

Shaft Diameter: 1 1/4"  
Blade Length: 18"  
Blade Width: 7.5"

**PART #: 452-50453**

# GEL COATS AND PIGMENTS

## GELCOAT REPAIR PASTE

Gelcote International - Gel Coat Paste.  
Everything you need for larger surface scratches or gouges in your gelcote surface. Kit includes 250 mL Gelcote paste, hardener, mixing stick. Clear may be tinted to match any desired colour. White is toned to closely match a boat with 2 to 10 year sun exposure.



| PART #:   | DESCRIPTION: |
|-----------|--------------|
| 583-100P  | CLEAR PASTE  |
| 583-100PW | WHITE PASTE  |

## GELCOAT SURFACE REPAIR

An all in one, easy to use gelcote repair kit. Gelcoat paste comes with wax already added. This kit includes; 1 - 2 oz jar of Gelcote paste, 1 - 1/4 oz bottle of hardener (MEK), 2 - Mylar release films, 2 - mixing sticks, 1 - Piece of 600 grit sandpaper.

PART #: 583-101 - CHAMPAGNE



## EPOXY RESIN

(Mix Epoxy Resin with Color Pigments to get an epoxy painted shell)



See REPAIR GLUE, EPOXY and SEALANTS section for list of epoxy resins and hardeners.

## GELCOAT COLOR PIGMENT



28.4 mL (1oz) - Highly pigmented colour for colouring polyester resin. Use 2 x 28.4 mL (1 oz) jars of colour paste for each litre of Gelcote or resin. Use up to 15% of colour to obtain a rich, vibrant colour.

| PART #: | PIGMENT COLOR: |
|---------|----------------|
| 109-01  | WHITE          |
| 109-02  | YELLOW         |
| 109-03  | BLUE           |
| 109-04  | DARK GREEN     |
| 109-05  | BLACK          |
| 109-06  | RED            |
| 109-07  | MARINE BLUE    |
| 109-08  | BROWN          |

## VINYL AND FABRIC SPECIALTY COATING



Dupli-Color® Vinyl & Fabric Coating is perfect for restoring or customizing your interior vinyl seats, dash boards, door panels, shifter boots and consoles. Formulated with a maximum adhesion promoter so there's no need for primer. Dupli-Color Vinyl & Fabric Coating won't crack, peel or chip.

| PART #:   | DESCRIPTION: |
|-----------|--------------|
| CHVP10000 | RED          |
| CHVP10004 | BLACK        |
| CHVP10005 | WHITE        |





# PUMPS, HOSES AND ADAPTERS

## BRAVO 7 FOOT PUMP

Reliable foot pump for your inflatable boats and water toys. Excellent inflator/deflator manual foot pumps are great for all inflatable boats, water toys and more. Reinforced fabric coated bellows. All stainless steel parts. Includes Halkey-Roberts twist-lock valve and inflation nozzles. Includes 4 1/2' inflation hose and universal adapters.

Gallons Per Minute: 1.69 GPM

Pressure Rating: 5.8 psi

PART #: 6090007



## BRAVO 7 FOOT PUMP W/GAUGE

Reliable foot pump for your inflatable boats and water toys. Excellent inflator/deflator manual foot pumps are great for all inflatable boats, water toys and more. Reinforced fabric coated bellows. All stainless steel parts. Includes Halkey-Roberts twist-lock valve and inflation nozzles.

Includes 4 1/2' inflation hose and universal adapters.

Gallons Per Minute: 1.69 GPM

Pressure Rating: 5.8 psi

PART #: 6090017



## BRAVO 8 FOOT PUMP

Bravo 8 Foot Pump 6.0L. Bravo 8 foot pump for inflatable boats, kayaks, tubes, and much more. Inflates and deflates application with ease. Pumps over 6 liters of air per pump.

PART #: 6090008



## BRAVO 8 FOOT PUMP W/GAUGE

Bravo 8 Pump w/Gauge - 6.0L. Bravo 8 foot pump for inflatable boats, kayaks, tubes, and much more. Inflates and deflates application with ease. Pumps over 6 liters of air per pump.

PART #: 6090018



## SUP-4D DOUBLE-ACTION HAND PUMP

The Bravo SUP-4D double-action pump has been specially developed for inflatable SUP boards. Dual-action at low pressure inflates when you push down and pull up for faster inflation, single-action at high pressure inflates only when you push down for easier pumping. The deflate option allows you to fully deflate your board, reducing the pack size of the board or boat. High-pressure pump inflates up to 29 psi. Dual-to-single action switch. In-line pressure gauge. High-pressure valve fitting ensures a tight fit without air loss.

PART #: 6120386



## BRAVO 9 FOOT PUMP

High pressure dual chamber for inflatable boats.

Bravo 9 Dual Function High Pressure and Standard Inflatable Boat Inflation Foot Pump. This pump has 2 inflation chambers. One chamber inflates the inflatable boat pontoon or tubes and the other chamber inflates the high pressure air floors up to 14 psi. The hose end is 3/4".

PART #: 6090009



## QUICKSILVER HAND PUMP

Hand pump for Quicksilver inflatables. Comes standard with Halkey Roberts style pump end.

PART #: 8M0148926



## MEGA MAX POWER 120V PUMP

WOW Watersports - Quickly inflate large regular and commercial grade inflatables

Great for towable tubes, islands, airbeds, lounges, boats, and other large inflatables

3.0 PSI High Pressure Pump 120V, 680W, 800L/min Inflation and deflation hook ups

12' power cord

5 universal valve adapters

Long reinforced flexible accordion hose design

1 Year warranty

PART #: 742-164020



## SUP PUMP W/ 12V CLIPS

Fill up inflatable stand up paddleboards. It features alligator clips and a 10' cable for direct battery connection. There's also a locking 50' hose with interchangeable H-Valve, Leaflet C7, Speed Safety Valve, and mini Speed Safety Valve Adaptors. The auto shutoff is easy to master; simply dial the pressure from 1 to 20 psi.

Includes a mesh storage bag.

PART #: 253-AHSUPA029



## BTP12 - BRAVO HIGH-PRESSURE 12 VOLT PUMP



Bravo BTP-12 High-Pressure 12 Volt Pump  
The Bravo BTP 12 High-Pressure Pump is the perfect solution for quickly inflating your stand-up paddleboard. Hook it up to a 12-volt battery and it puts out up to 15 psi air pressure.



- Inflate quickly with this powerful 12-volt pump.
- It's easy to know exactly what pressure you have with the built-in 0-15 psi gauge.
- 9-foot long battery cables and 6-foot air hose gives you good reach.
- Eight valve adapters, including one specifically for LEAFIELD C7 and D7 valves, links up to most common valves.
- Pump, cables and hose fit in a handy zipper carry case, with shoulder strap.

Never operate Bravo with vehicle motor running - it will damage the pump due to a higher voltage output.

**PART #: BTP12**

## SP14 REPLACEMENT HOSE KIT



Bravo replacement hose kit. Replaces hose for the Bravo 7, 8 and 9 foot pumps. Includes hose connector/adaptor, closing clip and 3 valve adapters.

**PART #: R151054**

## SP25 REPLACEMENT HOSE KIT



Bravo replacement hose kit. Replaces hose for the Bravo 1, 2 and 10 foot pumps. Includes hose connector/adaptor, closing clip and 3 valve adapters.

**PART #: R151014**

## QUICKSILVER AIR ADAPTOR SET

Replacement or spare Quicksilver air adaptor set for air inflation pumps. 3 adaptors in set. For Quicksilver style foot pumps.

**PART #: 62-889347**



## BRAVO BP12 - BRAVO SINGLE STAGE ELECTRIC PUMP



Bravo BP12 is a super efficient lightweight single stage high pressure piston pump that will inflate up to pressures of 14.5 psi. Simply set the turn dial to your desired pressure, press the "on" button and this little workhorse will do the rest.

**PART #: 6130050**



## BRAVO GE-BTPA 12V PUMP



Bravo BTPA Dual Action Pump. This pump features twin pumps which switch automatically at the appropriate pressure. A high-volume turbine pump and a high-pressure piston pump. Pressure is monitored and controlled by a round manometer gauge.

**PART #: GE-BTPA**



## QUICKSILVER PUMP ADAPTOR



Quicksilver Replacement pump adaptor. For Quicksilver style foot pumps.

**PART #: 62-859044A1**



## QUICKSILVER FOOT PUMP ADAPTOR



Quicksilver replacement foot pump adaptor. For Quicksilver style foot pumps.

**PART #: 62-8096853**



## H-R HOSE VALVE ADAPTER



H-R Halkey Roberts Hose Valve Adapter  
Replacement HK Halkey Roberts Hose Valve Adapter – Barbed hose end for secure fitment. 15mm opening, 20mm hose adapter width/75mm circumference 45mm length

**PART #: 280282**



## H-R VALVE ADAPTER - 55 X 12MM



55 x 12mm Inflatable Boat Kayak Nylon Valve Adapter Fittings for HR Hose H-R Valve Adapter Kayak Hose Valve Adapter

- For rubber boats, inflatable boats, inflatable kayak, SUP, fishing boats, drift boats.
- Rowing accessories inflatable valve adapter.
- Diameter: 12mm/ 0.47inch
- Length: 55mm/ 2.16inch

**PART #: 54016419**





## QUICKSILVER AIR FILL ADAPTOR

Replacement or spare Quicksilver Air Fill Adaptor for pumps. Universal for all pump styles.

PART #: 62-809685 4



## QUICKSILVER HOSE END ADAPTOR

Quicksilver Pump Adaptor - End that goes into quicksilver valves. - Halkey Roberts

PART #: 62-809685 1



## SP47 ADAPTOR SET

Bravo SP 47 - art. 711 - Valve Fittings  
Art. 711 - Pump Valve fittings for foot pumps and hand pumps.

PART #: A600010



## UNIVERSAL FILL AIR VALVE TIRE PUMP ADAPTER - HR VALVE

Inflatable Boat SUP Pump Adaptor, Inflatable Paddleboard Pump Valve Adaptor

Features:

High quality, sturdy and durable Inflatable Boat SUP valve adaptor, easy conversion, quick inflation. Use your compressor or tire pump to easily reach suggested PSI within 5-10min. Adopted fine workmanship and delicate design, convenient to use. Lightweight and portable, easy to use and carry.

Specifications:

Condition: 100% Brand New

Material: Copper + rubber

Size: Approx. 7.8\*3.4\*2\*0.7cm / 3.1\*1.3\*0.8\*0.3in

PART #: GHP000120



## AIR GAUGE 8 OR 14 PSI

Bravo Air Gauge for inflatable pumps.

Connects to hose for visual pressure readings.

PART #: R551091 - 14 PSI

PART #: R551094 - 8 PSI



## PRESSURE GAUGE KIT

Designed and tested with the highest quality. Monitors Air Pressure from 0 - 5 psi with Inflate to the correct pressure for ideal performance. Prolong the life of your inflatables by avoiding over-inflation.

PART #: 742-195100



## BLUE WHALE UNIVERSAL FILL VALVE TIRE PUMP ADAPTER KIT

SUP Board Inflatable Pump Nylon Adapter Pumping Head Connector. Multifunctional Air Valve Pump/Compressor Converter with 4 Standard Valves for Inflatable Boats, Kayaks, and much more!!!

Specification:

Model Number: Boat Accessories

Material: Nylon + Alloy

Color: Blue

Product Size:

105mm\*75mm\*40mm/4.1in\*2.9in\*1.57in

PART #: GHP000121



## DIGITAL PRESSURE GAUGE



Bravo Digital air pressure gauge. 9V DC batteries not included. Programmable units: mbar, psi, KPa, bar. Includes case and inflator adapters.

PART #: R551088

## QUICKSILVER PRESSURE GAUGE FOR HAND PUMP

Additional or spare Quicksilver Pressure Gauge for Hand Pump - 0 to 15 psi or 0 - 1 bar.

\*\*\* For Quicksilver Pumps Only \*\*\*

PART #: 8M0161869



## COMPRESSOR BLOW GUN & HOSE KIT



Tired of using a foot pump or hand pump to inflate your inflatable but have an air compressor handy standing by. This kit blow gun kit has you covered with everything you need to fill your inflatable quicker; with all the adapters you have. Constructed with brass thread fitting to screw into your air blow gun, connected to a 24 inch Bravo Style Air High Volume Hose, with bravo adapter fitting to connect your air valve adapter. Blow gun included.

PART #: GHP000137

# REPAIR GLUE, EPOXY AND SEALANTS

## ZODIAC PVC 1 PART GLUE

1-Part PVC repair glue adhesive for small touch up patching and minor repairs. Replacement glue in Zodiac repair kits.

**PART #: Z7020**



## WEAVER 1-PART PVC GLUE 30 ML

Weaver 1-Part PVC Glue 30 ml  
To be used for temporary repair and patches only.

**PART #: 1001**



## ZODIAC ELASTOMER GLUE

Zodiac Colle Elastomer - elastomer glue - 750ml - 2 part. Zodiac specially formulated Hypalon/CSM Glue for assembly, repair or installation of parts on Hypalon/CSM Materials or Fabrics. Not to be used on PVC boats.

**PART #: Z7098**



## WEAVER HYPALON/CSM INFLATABLE BOAT GLUE

Weaver Hypalon CSM Inflatable Boat Glue 1/2 Pint. 2-Part glue used on Hypalon/CSM fabric boats to provide an adhesive bond between the fabric and or accessories.

**PART #: 2001**



## ZODIAC PLASTOMERE GLUE

Zodiac Plastomere PVC Inflatable Boat Glue Adhesive. Zodiac specially formulated 2 part glue used for PVC boat assembly, repairs or installations. Can be used to glued PVC material to Hypalon/CSM materials.

**PART #: Z7096**



## WEAVER PVC GLUE FOR INFLATABLE BOATS

Weaver 3001 PVC Glue for Inflatable Boats  
Two-part glue in a 250 ml size for gluing Weaver rubber pads onto inflatables made from PVC and Hypalon material.

New, for consumer use.

This is a universal polyurethane crossover glue that will work on all fabrics like PVC and Hypalon.

Adhesive: 240 ml

A100-10 Catalyst: 10 ml

**PART #: 3001**



## UK-148 ADHESIVE 2 PART.



STABOND UK 148 is a brushable, two-part elastomeric contact adhesive which provides high strength bonds to many plastics and synthetic rubbers such as SBR, Neoprene, CSM/Hypalon, Nitrile, PVC, ABS and rigid urethane foam. Preferred choice of adhesive by professionals for inflatable boat/tube construction and repairs.

| PART #:     | SIZE:    |
|-------------|----------|
| STBDUK148OZ | 4 OUNCES |
| STBDUK148HF | 1/2 PINT |
| STBDUK148PT | PINT     |
| STBDUK148QT | QUART    |

## SUPER SEAL 16OZ.



SUPER SEAL, stops air leaks on your inflatable from the inside out. Seals minor pin holes and small leaks, seam leaks and material porosity leaks. SUPER SEAL can be used on inflatable boats, air floors, kayaks, canoes, toys and much more. Follow as directed for a perfect seal.

For PVC, Hypalon and Rubber Materials

- Easy to use
- Seals seam leaks
- Plugs small holes and porosity leaks
- 500mL - 16 oz.

**MADE IN CANADA**

**PART #: SUPSEAL16**



## 4200 FAST CURE POLYURETHANE/ADHESIVE SEALANT



3M 4200 Fast Cure Polyurethane/Adhesive Sealant, Cures fast and forms a watertight seal between joints and hardware. One-part, all-purpose sealant chemically reacts with moisture and forms flexible, watertight, weather-resistant seals on joints and hardware. Can be used above or below the waterline; approximately half the strength of 3M's 5200, which allows for eventual disassembly of parts. Note: Can be softened by some teak cleaners and sealers and is not recommended for sealing teak decks.

Key features

- Forms watertight, weather-resistant seals
- Chemically reacts with moisture to deliver flexible bonds
- Can be used above or below the waterline
- Cleans up with mineral spirits or kerosene
- Tensile strength: 300psi

**PART #: 71-06564**



## 5200 MARINE ADHESIVE SEALANT



3M™ Marine Adhesive Sealant 5200 is a part of our broad range of adhesive sealants uniquely formulated for the marine market. Designed for reliable performance, 3M Marine Adhesive Sealant 5200 is the most trusted sealant in the industry for permanent, high strength bonding.

Understanding Polyurethane Sealants

Polyurethane sealants provide strong, flexible durable elastomeric bonds that seal against the elements. These sealants excel in challenging industrial, transportation and construction applications. Polyurethane sealants are available in a wide variety of Shore A hardness, open time and colors to meet many application needs. Choose a 3M Manual or Pneumatic Applicator for dispensing 3M adhesives sealant cartridges and 400ml/600ml sausage packs.



| PART #: | DESCRIPTION:           |
|---------|------------------------|
| 05205   | BLACK SEALANT ADHESIVE |
| 05203   | WHITE SEALANT ADHESIVE |



## 207 SPECIAL CLEAR HARDENER

West System 207 Special Clear Hardener. Use with 105 Resin (3:1), in coating applications where extremely clear finish is desired, especially in humid conditions. Excellent adhesion for bonding applications. Contains UV-stabilization additive but still requires long-term UV protection with marine paint or varnish. Provides 20-26 minutes of pot life at 70°F and will cure to a solid state in 10-15 hours. Further hardening occurs over 4-7 days. Use with 300 Mini Pump.



| PART #:    | SIZE:                |
|------------|----------------------|
| 655-C207SA | 315 ML (10.6 oz.)    |
| 655-C207SB | 1024 L (42.2 oz.)    |
| 655-C207SC | 5.49 L (1.4 GALLONS) |

## 206-A SLOW HARDENER 7 OZ.

West System 206-A Slow Hardener is a low-viscosity epoxy curing agent for use when extended working and cure time is needed or to provide adequate working time at higher temperatures.

When combined with West 105 Resin in a five-part resin, to one-part hardener ratio, the cured resin/hardener mixture yields a rigid, high-strength, moisture-resistant solid with excellent bonding and coating properties.

Not intended for clear coating.

The "A" Pack size is for use with the 105-A Quart size of Resin.

Pot life at 72°F (22°C): 20 to 25 minutes

Cure to a solid-state: 10 to 15 hours

Cure to maximum strength: 1 to 4 days

Minimum recommended temperature: 60°F (16°C)

PART #: 655-C206A



## 105 EPOXY RESIN - QUART

West 105 Epoxy Resin is the base material on which all West System epoxy compounds are built.

The resin is a clear, pale yellow, low-viscosity liquid epoxy resin.

Formulated for use with West System hardeners, it can be cured in a wide temperature range to form a high-strength solid with excellent moisture resistance. West System 105 Resin is formulated without volatile solvents and does not shrink after curing. It has a relatively high flash point and no strong solvent odour, making it safer to work with than polyester or vinyl ester resins. Resin viscosity is approximately 1000 centipoise (cp) at 72 F (22C),

West 105 Resin is designed specifically to wet out and bond with wood fibre, fiberglass, reinforcing fabrics and a variety of metals when mixed at the proper ratio with a West System hardener.

An excellent adhesive, 105 mixtures will bridge gaps and fill voids when modified with West System fillers and can be sanded and shaped when cured. West 105 Resin and West 207 Hardener mixtures cure clear so you can achieve a natural finish when coating with varnish.

"A" Size Pack is for use with West 205-A, 206-A or 207-A Hardeners.

PART #: 655-C105A



## GLUVIT EPOXY SEALER QUART KIT

Paintable epoxy sealer, fills and seals cracks in fiberglass, wood and metal. Hard protective coating flexes with hull movements. Deteriorated wood can be renewed with a few strokes to penetrate and strengthen stringers, decking and molding. Also seals leaky aluminum seams, rivets, and leaks around cabins or decks. On wooden hulls, Gluvit seals and protects planks and sheeting against water absorption and marine parasites. On aluminum hulls, Gluvit seals seams and rivets and acts as a barrier coat to minimize galvanic corrosion. Long working time. Easily topcoated with bottom or topside coatings and most paints. Quart kit covers approx. 25 to 35 sq. ft. 6 to 8 mils.

PART #: 185-RM330KC

## G/FLEX 650 TOUGHENED EPOXY

West System G/Flex 650 Toughened Epoxy - 2 gal. G/flex 650 is a toughened, versatile, liquid epoxy for permanent waterproof bonding of fiberglass, ceramics, metals, plastics, damp and difficult-to-bond woods. With a modulus of elasticity of 150,000 PSI, it is a bit more flexible than standard epoxies and polyester, but much stiffer than adhesive sealants. This gives it the ability to make structural bonds that can absorb the stress of expansion, contraction, shock, and vibration. It is ideal for bonding dissimilar materials. It can be modified with WEST SYSTEM fillers and additives and used to wet-out fiberglass tapes and fabrics.

PART #: 655-6552G



## G/FLEX 655-1 THICKENED EPOXY ADHESIVE

G/flex 655 is a toughened epoxy that makes permanent, waterproof structural bonds. It absorbs the stresses of expansion, contraction, shock, and vibration. G/flex adheres tenaciously to HDPE, LDPE, ABS, PVC, Polycarbonate, and Hypalon plastics. It also bonds metal, glass, masonry, fiberglass, and wood. The G/flex 655-1 syringe contains 0.42 oz of resin and 0.42 oz of hardener, perfect for small repair jobs.

- Great on plastics including HDPE, LDPE, ABS, PVC, Polycarbonate, and Hypalon.

- Easy-to-use syringe to dispense small quantities of epoxy

- Viscosity similar to gel toothpaste—won't run or sag

PART #: 655-6551



## RIGID POLYURETHANE POUR IN PLACE FOAM

FIBERTEK PF8 Rigid Polyurethane Pour In Place Foam, 8L, 2/case. Polyurethane Pour In Place Foam is a two-component liquid material that, when mixed together, will expand to approximately 25 times its volume at 21° C. It has a density of 2 lb. per cubic foot and is used to fill cavities and voids, insulation for tanks and holds, and as floatation for docks, etc.

Size: 8L

PART #: 7031 2



## 300 MINI PUMPS

300 Mini Pumps are designed for convenient and accurate metering of Group A, B, and C WEST SYSTEM 105 Resin-based epoxy. The 300 Mini Pump Set Contains one resin pump and two hardener pumps.

Pumps mount directly on the resin and hardener containers and eliminate the mess involved with measuring by weight or volume.

PART #: 655-300



**NEW**



# SPECIALTY TOOLS AND SUPPLIES

## HALKEY ROBERTS SPANNER WRENCH

Replacement or Spare Halkey Roberts Spanner Wrench for removing Halkey Roberts valve or other valves with the 8-tooth setup.

**PART #: HK-SM-WRENCH**



## BURNISHING TOOL

Red Wedge Burnishing Tool from MEGAWARE KEELGUARD. This tool is perfect for applying pressure when needed to freshly glued patches and/or accessories. Originally used for applying MEGAWARE'S keel guard, perfect for inflatable boat repair.

**PART #: KEELGUARDTOOLRED**



## BRAVO AIR-VALVE SERVICE TOOL

Hardened Thick Plastic Bravo Air-Valve Service Tool - SP136

6 Teeth Large Head

4 Teeth Small Head

For BRAVO Air-Valves:

•2000 •01 •04 •05

**PART #: R601141**



## MIXING BUCKETS

SEACHOICE durable plastic containers are pre-marked so you can measure the exact amount of paint/gelcoat/repair glue that you need.

3M Scotch Blue Painters Tape -

24mm/0.94" X 60 Yards/54.8m -



| PART #:  | DESCRIPTION: |
|----------|--------------|
| 50-93440 | 1/2 PINT     |
| 50-93400 | 1 PINT       |
| 50-93420 | 2.5 QUARTS   |
| 50-93430 | 5 QUARTS     |

## 3M SCOTCH BLUE PAINTERS TAPE 24MM



Medium adhesive, 14-day clean removal. For Glass, Walls, Tile s, Trim, Baseboards, and ideal for inflatable boat repair.

**Sold:** Per Roll

**PART #: 7-209024**

## ANTI-CLOG ALUMINUM OXIDE STICK-ON DISCS

Anti-Clog Aluminum Oxide Stick-On Discs. Fits any 6" Backing Pad.

- Premium heavy duty, professional quality paper, C and D weight.
- Premium Aluminum Oxide grain provides fast removal rates and long-lasting performance
- Premium resin coated to resist heat and provide superior grain support
- Special stearate coating prevents clogging and loading

**25 Discs per pack**



| PART #: | SANDPAPER GRIT: |
|---------|-----------------|
| 13080   | 80 GRIT         |
| 13120   | 120 GRIT        |
| 13180   | 180 GRIT        |
| 13220   | 220 GRIT        |
| 13320   | 320 GRIT        |
| 13400   | 400 GRIT        |

## ENERGY HEAT GUN KIT

The WELDY energy HT1600 Heat Gun Kit is a compact and robust heat gun for use in an endless range of professional and DIY applications. The WELDY energy HT1600 Heat Gun is

convincing with its up-to-date design, its solid overall performance and an unbeatable cost-performance ratio. The energy HT1600 overlap kit is your professional heat gun/hot air

equipment for welding PVC and TPO membranes. The energy HT1600 Overlap Welding Kit includes:

- Energy HT1600 Heat Gun
- 20 mm (0.78") Wide slot nozzle
- 40 mm (1.6") Wide slot nozzle
- 40 mm (1.6") silicone pressure roller
- Spare carbon brushes (for motor)
- Storage Case

**PART #: HT1600**



## BRUSHES FOR PAINT/GLUE APPLICATIONS

CHIP Paint/Glue Application Brushes with wood handle and fine brush hairs for easy use – Disposable



| PART #:   | SIZE:    |
|-----------|----------|
| 886-CHIP1 | 1" BRUSH |
| 886-CHIP2 | 2" BRUSH |
| 886-CHIP3 | 3" BRUSH |

## SPANNER TOOL

Zodiac Spanner tool for servicing IC Valves - Zodiac MILPRO and Hurricane Boats.

**PART #: Z7030**





## HEAVY DUTY MOTOR FLUSHER

SEACHOICE

SEACHOICE Heavy Duty Motor Flusher

Recommended for larger engines. Quickly flushes away salt, silt, alkali and sand. Extends engine life by preventing clogging and corrosion. 4 stainless steel hose clamps included.

**PART #: 50-18311**



## PROFLO MOTOR FLUSH UNIVERSAL

SEACHOICE

SEACHOICE Flush away sand, silt and salt. Prevents clogging and corrosion. For use on most outboards and inboard/outboards with side water inlets.

**PART #: 50-18301**



## BOAT STANDS

BROWNELL



SB4



KS1V

| PART #: | DESCRIPTION:                    |
|---------|---------------------------------|
| SB4     | 3' SIDE BOAT STAND              |
| KS1V    | 2' STACKABLE KEEL STAND - V TOP |

## SMALL CRAFT/PWC DOLLY

BROWNELL

Designed to easily transfer personal watercraft, dinghies and other small craft to and from the water, protected with our traditional painted blue finish. The frame features an easily adjustable width and heavy-duty American made construction. Size 55" x 38" x 16" Max Load 2000 lbs (900kg) Capacity 2,000 lbs. (905 kg) each Weight: 85 lbs. (39.0 kg) Wheel size: 4" x 2"

**PART #: SCD1**



## 15 LITER PNEUMATIC OR MANUAL HEAVY-DUTY OIL EXTRACTOR

PANTHER

Panther 15 Liter Pneumatic or Manual Pro Series Heavy Duty Oil Extractor. Easy to use for do-it-yourself applications, but heavy-duty construction will stand up for shop use or mobile service professionals. A built-in check valve allows easy release of displaced air and the decompression valve releases negative pressure. See-through container for quick reference and a built-in pour spout for no-mess disposal. Suitable for engine oil, gear lube, brake fluid, coolant, etc. Not for use with flammable or corrosive products. Can be operated manually or attached to a compressor and features a 40-170 psi working range. Type: Manual/Pneumatic Capacity: 15L

**PART #: 756150P**



## MARINE EXTRACTION/ DISPENSING PUMP

MOELLER

Moeller Marine Extraction/Dispensing Pump. Use for Warm/ Cold Oil, 7 Letter Flow Rate, Work with Both The Upstroke And Downstroke, Bucket Style Handle, Built-In Tethered Cap And Easy-Pour Spout, For Marine Applications Automatic Shut-Off Float Eliminates Overflow Dual Action Vacuum Pump Works with Both the Upstroke And Downstroke Extracts Warm or Cold Oil No-Mess Features! Tethered Cap and Easy-Pour Spout

**PART #: 035340**



## FILTER WRENCH

SEACHOICE



SEACHOICE Filter Wrench

- High-quality steel construction with non-slip comfortable grip
- Handle swivels 180 degrees to clear obstructions and makes it easy-to-turn in tight spots or hard-to-reach places
- 1" wide band provides strong grip
- Unique yoke and link assembly allows a strong grip and prevents crushed filters
- Studded band for a firm grip and non-slip removal
- Plated yoke and a blackened band resists rust, oxidation and corrosion
- Fits most standard boat, car and truck filters

## GEAR LUBE PUMP

QUICKSILVER

The Quicksilver Gear Lube Pump Outboard or Stern Drive 3/8" - 16 Drain Plug. Easily replace your lower unit oil with this pump. Fits all quart and liter bottles. Fits any outboard or stern drive with a 3/8" - 16 drain plug. Use adapter (included) for gear cases with an M8x1.25 drain plug.

**PART #: 8M0072133**



| PART #: | DESCRIPTION:          |
|---------|-----------------------|
| 19173   | Fits 2 3/4" to 3 3/4" |
| 19174   | Fits 3 1/4" to 3 7/8" |

# TOWERS, RADAR ARCHES AND TOPS


## TOWERS

### ROLL BAR A-FRAME TOWER



Zodiac Roll Bar A-Frame Tower. Zodiac A-Frame Stainless Steel Roll Bar Tower with navigation mounting points. Genuine Zodiac Roll Bar to install on your Inflatable Boat or RHIB.

**PART #: Z1167**



### SINGLE LOOP ROLL BAR ARCH W/PLATFORM



Atlantic Tower's new Transom Mounted Arch for Inflatables features proprietary telescoping design that allows adjustment to fit the transom of nearly any inflatable. It is built from a high strength welded frame of schedule 40 marine grade aluminum pipe nearly 2" in diameter and is finished in durable salt resistant bright clear anodizing. The Inflatable Arch has the appearance and strength of a custom welded unit when installed on your boat and includes four mounting plates (2 per side) which will accommodate antennas, navigation lights & other gear.

- Adjustable to fit transom of nearly any inflatable
- All hardware, backing plates & mounting bolts included
- TIG Welded Anodized Aluminum Pipe nearly 2" in Diameter
- Cables and Wiring run inside the frame
- Four transom mounting points
- Boxed for convenient delivery

With the addition of the equipment platform, the Transom Mounted Arch allows installation of Law Enforcement or First Responder lighting or radar. Adjustable clamp assembly allows leveling of platform regardless of transom angle.

**PART #: SINGLELOOPPLATFORM**



### SWIVEL WAKEBOARD/ KNEEBOARD RACK



This JOBE swivel wake/kneeboard rack is super easy to mount on your tower and can be mounted at any desired angle. Its bungee cord securely holds the boards and the rubber layer in between the forks protects your boards. This wake/kneeboard rack is finished with a high-polished aluminum and includes the clamp to fit 1-7/8" - 2" tubing.

**PART #: 673-4005613007**

### SINGLE LOOP ROLL BAR ARCH



Atlantic Tower's new Transom Mounted Arch for Inflatables features proprietary telescoping design that allows adjustment to fit the transom of nearly any inflatable. It is built from a high strength welded frame of schedule 40 marine grade aluminum pipe nearly 2" in diameter and is finished in durable salt resistant bright clear anodizing. The Inflatable Arch has the appearance and strength of a custom welded unit when installed on your boat and includes four mounting plates (2 per side) which will accommodate antennas, navigation lights & other gear.

- Adjustable to fit transom of nearly any inflatable
- All hardware, backing plates & mounting bolts included
- TIG Welded Anodized Aluminum Pipe nearly 2" in Diameter
- Cables and Wiring run inside the frame
- Four transom mounting points
- Boxed for convenient delivery

**PART #: SINGLELOOP**



### ADDICT TOWER 1.1



This tower is manufactured with aviation-grade aluminium tubes and easily folds down completely. The tower has polished mounting blocks and is very easy to install. It's telescopic top section with 2" diameter tubing fits boat decks from 76" to 108" width.

**PART #: 673-400708002**

### ADDICT SWIVEL BOARD RACK



This high-polished aluminum JOBE swivel board rack w/clamp fits 1-7/8" - 2" tubing and can be mounted at many different angles. Its bungee cord securely holds 2 boards and the rubber layer in between the forks protects your board.

**PART #: 673-40056130**



## ZODIAC ROLL BAR WITH SKI ARCH



Upgrade your Zodiac Open with a Roll Bar Arch w/Ski Arch. Powder coated black.

Fits: Zodiac Open 5.5, Open 6.5, Open 7

**PART #: Z61775**

## PRO SERIES ROLL BAR ARCH



Upgrade your Zodiac Pro with the PRO Series Roll Bar Arch. Designed to fit directly on your Zodiac Pro.

Fits: Pro 5.5, Pro 6.5, Pro 7

**PART #: Z61973**

## BIMINI TOPS

### SWELLFISH BIMINI TOPS



Perfect bimini top to keep you out of the sun or dry on those famous west coast rainy days! We use a heavy gauge PVC fabric that is UV-protected and waterproof to make sure your Bimini lasts for many seasons.

Swellfish Bimini includes easy quick disconnects for the crossbars, a rear support bar to keep the Bimini out of the way and more stable on those windy days. The Bimini can be stored in the forward position (resting on the tubes), deployed to cover the main area of the boat or in the radar position to not interfere with passengers or for when you are casting from the boat. Included with the bimini are storage and carrying bags.

Each Swellfish boat comes pre-installed with the Bimini mounts; no glue is needed with our system.

Mounting Pads may be required for other boats.



| PART #:      | FITS:             |
|--------------|-------------------|
| BIMINI270    | SWELLFISH 270     |
| BIMINI350390 | SWELLFISH 350/390 |
| BIMINI430470 | SWELLFISH 430/470 |

### ZODIAC BIMINI TOP FOR OPEN SERIES



Boat Specific Bimini Tops for Zodiac OPEN Series boats.

All Hardware included.

These bimini tops open and close with ease. Great addition for those hot sunny days.



| PART #: | FITS:          |
|---------|----------------|
| Z62447  | OPEN 4.2 / 4.8 |
| Z62443  | OPEN 3.1 / 3.4 |

### CARVER 42 HIGH BIMINI TOP W/BOOT - FOR 53-62 INCH BEAM



Ready to Assemble, UPS-able Bimini Top.

**42" H x 5'6" L.**

Anodized 7/8" heavy wall aluminum frame for strength and durability. High grade nylon fittings. Includes matching storage boot with heavy duty zipper. For boats with a 53" to 62" beam.

**PART #: 500-V4257UB**

### CARVER 42 HIGH BIMINI TOP W/BOOT - FOR 63-73 INCH BEAM



Ready to Assemble, UPS-able Bimini Top.

**42" H x 5'6" L.**

Anodized 7/8" heavy wall aluminum frame for strength and durability. High grade nylon fittings. Includes matching storage boot with heavy duty zipper. For boats with a 63" to 73" beam.

**PART #: 500-V4267UB**

## SEABRIGHT BIMINI TOP



### Features:

- Anodized aluminum frame
- High quality Acrylic fabric
- Rear support pole - bimini top stays up when not in use
- Zippered storage boot - for when bimini not in use Includes 4 "glue-on" pads and glue

There are lots of Bimini Tops for inflatable boats on the market, but most have the following drawbacks. They use the oarlocks as a fastening point which means that you need to sacrifice the use of your oars. They do not have rear support poles or a zippered boot which means that you have no place to put the bimini when it is not in use. These Bimini Tops do not have either of these drawbacks.

Mounting hardware needed for other brand boats.

| PART #:           | FITS:                 |
|-------------------|-----------------------|
| SBBIMINITOPSMALL  | SEABRIGHT 270/290/320 |
| SBBIMINITOPMEDIUM | SEABRIGHT 380         |
| SBBIMINITOPLARGE  | SEABRIGHT 430/500     |

## T-TOPS

### PRO SERIES FOLDING T-TOP



The Pro Series T-Top has been trusted by OEMs and serious anglers for years as their shade solution for center console fishing boats. With its patented design, the FISHMASTER Pro Series T-Top is the only boat T-top that folds twice for storage, low clearance areas, and keeps your T-tops out of sight. The marine-grade UV-resistant Sunbrella® fabric used in the T-tops' canopy is considered the best in the boating industry.

The universal design of the Pro Series T-Top adjusts to fit on any center console fishing boat with a console 24" to 50" wide and accommodates a variety of T-top accessories to make your time on the water even more enjoyable. Universal fit on any center console or rib/inflatable boat with a console 24" to 50" wide.

It Folds Twice™ - Once at the side supports and a second time in the canvas. Beefed up 2.25" tubing made of 6061-T6 aluminum will not rattle and shake in fresh or salt water.

OEM styling that matches the lines and look of modern boats.

Two tier canopy is 35 square foot with a truss design that keeps the Sunbrella® fabric taut to repel water and block sun.

Ergonomic grab handles are 1.9" in diameter for a comfortable and secure hold.

Works seamlessly with side console door. No modification needed!

**PART #: SOF20\***



## UNIVERSAL TOWER UPS-ABLE BIMINI TOP



Ready to Assemble, UPS-able

26" High x 5' long.

Sunbrella® acrylic fabric with matching zippered boot. 7/8" anodized aluminum frame with high grade black nylon fittings. 2 aluminum installation clamps included fits virtually all tower diameters. No need to drill into tower!

Convenient storage design allows top to be secured to the tower when folded back and not in use. Tops come standard with front & rear hold down straps.

Color: Jet Black

**PART #: 500-A2686UBD2**

## ORIGINAL FOLDING T-TOP



Using FISHMASTER Patent #7418918, the Original Folding T-Top is crafted with a second fold in the canopy. Not found on any other T-top on the market, this double fold aids in fast and easy storage. When you are ready to get back on the water, simply unfold the top to provide instant protection against sun or rain. For added folding ease, we recommend purchasing a set of quick release knobs. This folding design is ideal for areas such as dry dock storage, utility or garage storage, water access under bridges, and other low clearance problems.

The Original T-Top is designed to fit universal on center console from 24" to 50" wide and can be installed on your boat with ease.

Universal fit on any center console or rib/inflatable boat with a console 24" to 50" wide.

1.90" Aviation marine grade 6061-T6 extruded and anodized aluminum.

Patented design folds down for lower clearance areas. Installs in hours and perfect for those DIY'ers!

Installation video and FISHMASTER Sales Team available for added support.

Marine Grade UV Resistant Sunbrella® fabric available in 9 Colors.

**PART #: SOF00\***





## T-SHADE



### T-Top Shape

Extensions, Extend your protection with a t-shade. Add valuable shade and rain protection to your T-Top and extend your day on the water. Our T-Shade™ mounts easily to the T-Top with adjustable straps. Suction cups are also provided to easily mount the T-Shade™ to Hard Tops. The T-Shade™ is supported by two fully adjustable 7/8" anodized aluminum poles that mount in the aft rod holders.



**Available in:** Black or White

| PART #: | DESCRIPTION: |
|---------|--------------|
| TS4     | 4 FEET       |
| TS5     | 5 FEET       |
| TS6     | 6 FEET       |

## T-TOP COMFORT ACCESSORY



Zodiac T-Top Comfort Accessory is a great additional to any Zodiac Open series boats. Keep yourself covered from the elements when enjoying the open waters. Fits: Zodiac Open 5.5, Open 6.5 and Open 7

**PART #: Z61823**

## GHI BIMINI TOP MOUNTING KIT NEW **GE**

PVC Bimini Top Swivel Mounting Kit for Inflatable Boats - Available in White, Medium Gray, Black and Red

Each kit is made using thick PVC Inflatable Fabric and are easily glued down to mount on your inflatable boat. Mounting brackets swivel for ease of use when mounting your bimini top. Kit comes with x2 Nylon Swivel Brackets attached to PVC Mounting pads and x4 D-Rings.

**2-Part PVC Glue Required, not sold with kit**



# TRANSOMS, DRAINS AND HARDWARE

## BRAVO/SCOPREGA DRAIN AND PLUG ASSEMBLY



SP103 - Bravo / SCOPREGA Drain and Plug Assembly.

Outside Diameter: 50mm

Package Includes:

- Drain Plug
- Drain Basket w/Diaphragm

| PART #: | COLOR: |
|---------|--------|
| A401311 | BLACK  |
| A401312 | GRAY   |

## ZODIAC SELF BAILER DIAPHRAGM



Replacement or spare Zodiac Transom Drain Bailer

Diaphragm.

Direct replacement for Z2218 Zodiac Drain Bailer.

PART #: Z2204



## ZODIAC AND AVON TRANSOM



### DRAIN PLUG

Drain plug for Zodiac, Sport Boats and some RIBS, 2001 and newer. Will also fit West Marine Boats of the same years.

PART #: Z2221



## ZODIAC AND AVON DRAIN PLUG ASSEMBLY



Zodiac and AVON Drain Plug Assembly Sleeve Kit.

Includes 2 screws

For Zodiac RIB's, Zodiac Yachtline, AVON RIB's and much more.

PART #: Z2154



## ZODIAC SLIDING BAILER DIAPHRAGM

Replacement Zodiac Slide Self-Bailer

Diaphragm. For Zodiac Part #'s Z61083 and Z60502 Slide Self Bailer Drains.

Part #: Z60501



## 2 PC. THREAD STYLE TRANSOM DRAIN BAILER ASSEMBLY



Universal 2-piece threaded style transom bailer drain and plug assembly - Gray  
Diameter: 1 3/4"

PART #: UN12PCGRYTRANDRN



## BRAVO/SCOPREGA DRAIN PLUG



SP103 - Bravo / SCOPREGA Drain Plug.

Fits Openings up to: 35mm

Drain Plug Only

| PART #:  | COLOR: |
|----------|--------|
| R601076  | BLACK  |
| R601076G | GRAY   |

## ZODIAC TRANSOM DRAIN BAILER



Zodiac Transom Self-Bailer Drain Assembly. Replacement or spare transom self-bailer drain assembly.

For Zodiac Bombard and other inflatable boats.

Drain Opening: 35mm

PART #: Z2218



## TRANSOM DRAIN VALVE ASSEMBLY



Universal transom drain valve assembly. Includes drain plug.

| PART #:              | DEPHY:          | COLOR: |
|----------------------|-----------------|--------|
| UNITRANSHRTDRA-BLK   | 3/4" - 1"       | BLACK  |
| UNITRANSHRTDRA-GRY   | 3/4" - 1"       | GRAY   |
| DPUNITRANSHRTDRA-BLK | 1 1/4" - 1 1/2" | BLACK  |
| DPUNITRANSHRTDRA-GRY | 1 1/4" - 1 1/2" | GRAY   |

## STAINLESS SNAP DRAIN PLUG



SEACHOICE Stainless Snap-In Drain Plug.

Rugged construction for durability. Mount from inside transom. Twist-Turn Plugs: Fully adjustable, will not leak or jar loose. Snap-Lock Plugs: Cam-action provides easy installation. Will not jar loose.

Fit: 1"

PART #: 50-18901



## ZODIAC SLIDE SELF BAILER DRAIN KIT



The sliding bailer valve system is used on new Cadets from 2002 to Current and some other newer Zodiac/Bombard models. This diaphragm fits within the sliding bailer keeping water out of the boat but allowing to evacuate when under power.

**Kits includes:**

- Slide self bailer assembly w/diaphragm
- Gasket
- Screws
- Decal

| PART #: | COLOR: |
|---------|--------|
| Z61083  | GRAY   |
| Z60502  | BLACK  |



## TENDY/AIRDECK 250 DRAIN VALVE



Quicksilver Tendency/Airdeck 250 Transom Slide Drain Valve  
- Replaces part#: 720-85950518  
- screws not included  
**PART #: 720-8M0148925**



## SPORT 300-320 DRAIN VALVE



Quicksilver Sport 300-320 Transom Slide Drain Valve - Black - replaces part#: 720-85950626  
Screws not included  
**PART #: 720-8M0157001**



## SPORT 250 DRAIN VALVE



Replacement or spare Quicksilver Sport HD 250 Transom Slide Drain Valve - Black  
Screws not included  
**PART #: 720-8M0156999**



## SPORT HD 365-470 DRAIN VALVE



Quicksilver Sport HD 365-470 Transom Slide Drain Valve - Black  
Screws not included  
**PART #: 720-8M0157002**



## DRAIN-PLUG ASSEMBLY FOR ALURIB



Quicksilver Drain-plug Assembly for AluRib  
- White - Replaces part#: 720-85980553  
Screw-in Style Drain and Plug Assembly.  
**PART #: 720-8M0156335**



## DURAS DRAIN PLUG



DURAS Inflatable Boat Rubber Drain Plug. Fits most standard drains for transom.  
Color: Light Gray  
**PART #: DURASPLUG**



## STATIC MOTOR MOUNT PLATE



Panther Static Motor Mount Plate  
Bracket makes mounting auxiliary and long shaft motors a snap. When direct to transom motor mounting is difficult; plate provides a flat, secure mounting surface for clamp-on or bolt-on. Kicker motors up to 40 hp or 150 lb. Made of solid cast aluminum with an 8" x 7" mounting area, the bracket can be used on most contoured boat transoms.

**PART #: 550405**



## HI-JACKER™ FIXED JACK PLATE



T-H Marine Hi-Jacker™ Fixed Jack Plate  
4" Set-Back.

This tough 3/8" thick aluminum bracket provides an inexpensive solution to mounting a long shaft outboard to a short transom. Also great as a fixed jack plate for all V6 outboards. Handles all outboards up to 150 hp. Three engine mounting holes on top and slot on bottom along with two transom mounting holes combined with a 3" designed lift allows a total of 5 1/2" of lift with a full four (4) inches of setback.

**PART #: JP4FADP**



## TRANSOM SUPPORT PLATE



TH-Marine Transom Support Plate for Lower Bolts.

These Transom Support / Washer Plates are made of strong 3/8" 6061 T6 alloy aluminum (not cast aluminum), the CMC transom washer can eliminate bolts "biting" into transoms and can more evenly distribute loads on high performance engines.

### Features:

- Constructed of strong 3/8" 6061 T6 alloy aluminum
- Eliminates bolts "biting" into transoms
- Evenly distribute loads on high performance engines

**PART #: TSP2DP**



## TRANSOM SUPPORT PLATE STD 13"



TH-Marine Transom Support Plate Standard.  
These Transom Support / Washer Plates are made of strong 3/8" 6061 T6 alloy aluminum (not cast aluminum), the CMC transom washer can eliminate bolts "biting" into transoms and can more evenly distribute loads on high performance engines.

### Features:

- Constructed of strong 3/8" 6061 T6 alloy aluminum
- Eliminates bolts "biting" into transoms
- Evenly distribute loads on high performance engines

**PART #: TSP1DP**



## SMART TABS 7X8 – COMPOSITE

This is a complete kit of Smart Tabs series 20 Lb. self-leveling trim tabs (pair) without switch. The ST 781 Series is ideal for Small Tender, Roll Up Inflatable, & RIB design boats 10' to 12' length. This system provides an active suspension system for the boat that increases stability and smooths the ride even in rough seas.



- Plates include five (5) actuator mounting positions for further customization
- Non-abrasive white composite plates
- Adjustable trim plate bracket
- Ideal for contoured transoms
- Each kit includes all components, mounting hardware, sealant materials, templates, and installation instructions
- Faster Acceleration
- Increase top speed
- Provide a level, more comfortable ride at lower speeds
- Improve fuel economy, handling, and safety

PART #: ST78120

## TRANSOMS FOR ZODIAC MARK SERIES AND FUTURA SERIES



Built to spec. replacement transom for your Zodiac Series and Futura Series inflatable boat. These transoms are epoxy sealed and gel-coated for the extra strength and durability to give the transom a longer life span.

Our transoms are:

- Sourced from the highest quality materials available in North America
- Use high quality Marine grade plywood with marine epoxies
- Transoms are sealed with 1/16" epoxy resin layer and coated with 1/8" gel coating providing a durable and strong surface finish while sealing the wood core from moisture
- Will outlast your inflatable if cared for properly

**3-year limited warranty**

## PANTHER TRANSOM MOTOR MOUNT BOLT BAR



Made from heavy duty 713 cast aluminum, chromate dipped and black powder coated. Will add support for your transom when mounting your main or auxiliary motors.

Size-15"L x 2-1/8"W x 1/2"D

PART #: 559100

## REPRODUCTION TRANSOM FOR YOUR INFLATABLE



Need a replacement transom for your inflatable boat. Look no further! Our dedicated team of staff can manufacture a replacement reproduction transom for your inflatable boat.

A few measurements are required to build a quote for your replacement transom. Use chart below.

Our transoms are made using hi-quality marine grade plywood, which are then epoxy dipped to strengthen the overall structure of the wood and protect it from the elements. After epoxy has hardened, it then goes through a vigorous process of prepping and straightening to remove any flaws or warps, then gets gel coated. Colors include, gray, Black, red. After each finishing process, the transom is engraved with a anti-theft SN and also HIN that you provide from your inflatable boat.

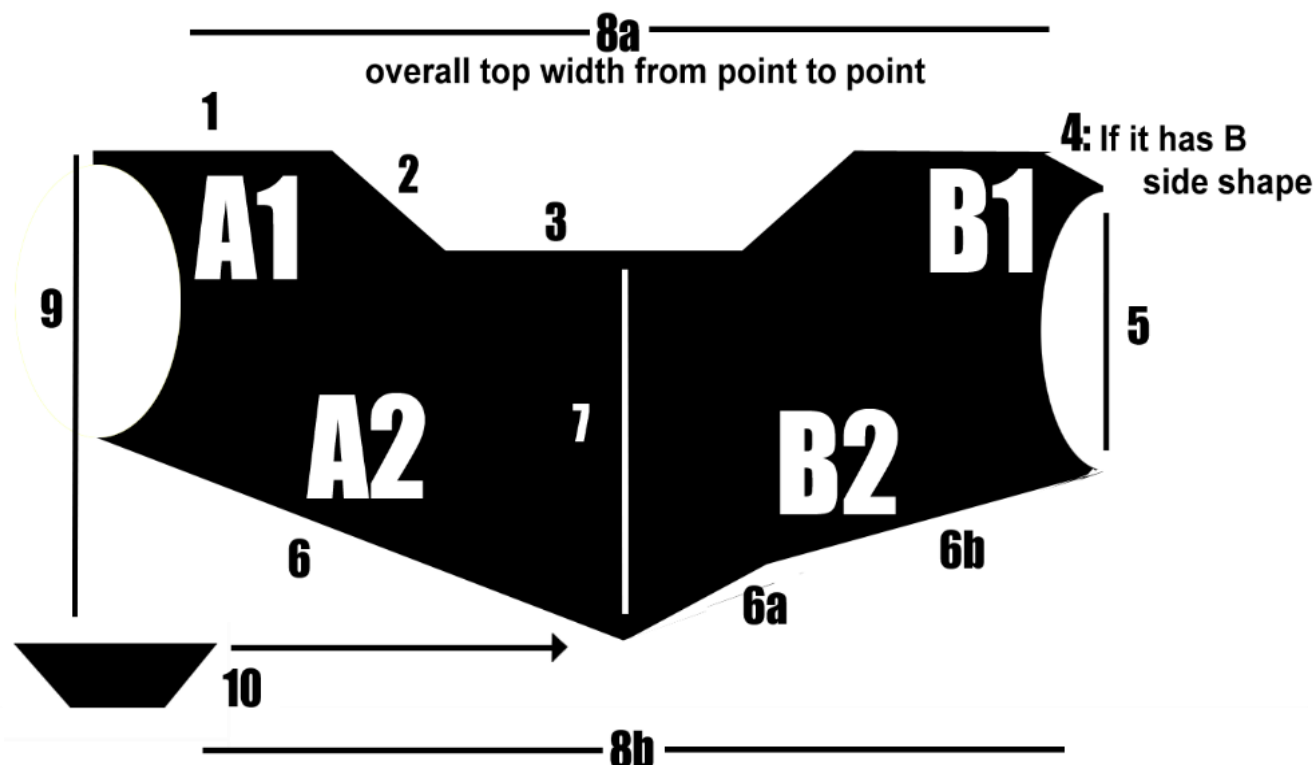
Contact us for today and get a replacement transom for your inflatable boat.

We make replacement transoms for Zodiac-Nautic, Bombard, SEAMAX, Seabright, Saturn Inflatables, Aquamarine, Quicksilver, and much more.

See next page for sizing chart...







### Glossary of Measurements Needed:

Select Transom Profile:

Top: **A1** or **B1**      Bottom: **A2** or **B2**

- |   |  |
|---|--|
| 1. Top Width  | 7. Height from Motor Rest to Bottom of transom                 |
| 2. Dip Length   | 8. 8a. Overall Top Width from point to point                   |
| 3. Motor Rest Length  | 8b. Overall width from bottom points                           |
| 4. Optional Top Dip   | 9. Overall Transom Height                                      |
| 5. Curve Length, from point to point  | 10. If transom has pointed bottom, disregard this measurement. |
| 6. Bottom Length, If profile curves in, provide close measurements at 6a. and 6b. this measurement. |  |
| 11: Thickness measurement   |  |

|           |          |           |           |
|-----------|----------|-----------|-----------|
| 1. _____  | 2. _____ | 3. _____  | 4. _____  |
| 5. _____  | 6. _____ | 7. _____  | 8a. _____ |
| 8b. _____ | 9. _____ | 10. _____ | 11. _____ |



# WINTERIZATION, COVERS AND STORAGE

## UV AND WEATHER RESISTANT

### BOAT COVER

**EASY TO INSTALL - Ideal for protecting boats from the outside elements from hot or rainy conditions**

#### Description:

- Heavy duty 210D oxford fabric, waterproof, dustproof, UV resistant and breathable
- Fine stitched and interlocked seams offer durability
- Sewn-in cord into the hem allows for easy using
- Full rear cut covers most outboard engines, also can be used on boats stored on vertical transom
- Provides protection for your inflatable boat/dinghy/tender on the highway towing/beach or in the backyard

**For dinghy's and inflatable boats without a console.**

#### Specification:

**Material: 600D oxford fabric**

**Color: Black**



| PART #:   | DESCRIPTION: |
|-----------|--------------|
| GHP000122 | 380*94*46CM  |
| GHP000123 | 420*94*46CM  |
| GHP000124 | 470*94*46CM  |
| GHP000125 | 520*94*46CM  |
| GHP000132 | 380*200*46CM |
| GHP000133 | 420*210*46CM |
| GHP000134 | 470*210*46CM |
| GHP000135 | 520*210*46CM |



## TRAILERABLE REFLECTIVE BOAT COVER

Boat Cover Outdoor Protection Waterproof Reflective 300D Oxford Fabric 11-22ft for V-HULL Runabouts, RHIB Boats, Inflatable Boats w/Console and Bass Boats. Made of silver coated heavy duty marine grade waterproof 300D Oxford fabric material. Designed for extra durability and all-weather protection, won't shrink or stretch.


Fabric coating technology for maximum water resistance and repellency, UV protection, mildew resistance.

Easy fitting and quick release buckle strap system against strong wind.

Elastic hem with durable double stitching, designed to wrap tightly around your boat for added security.

Free storage bag and windproof strap included. It is easy to carry.

**Size: 5 sizes offered:**



| PART #:   | DESCRIPTION:      |
|-----------|-------------------|
| GHP000127 | 11-13FT:420*270CM |
| GHP000128 | 14-16FT:530*290CM |
| GHP000129 | 16-18FT:570*300CM |
| GHP000130 | 17-19FT:600*300CM |
| GHP000131 | 20-22FT:700*260CM |

## SPORT TYPE INFLATABLE BOAT COVER

STYLED-TO-FIT® BOAT COVER - POLY-FLEX II

Boat covers designed to fit Sport Type Inflatable Boats. The cover accommodates an outboard motor that will be covered over within the body of the cover. Cover does not accommodate a raised transom.

Color: Slate Gray



| PART #:       | DESCRIPTION: |
|---------------|--------------|
| 500-7INF12F10 | 12FT6IN*70IN |
| 500-7INF13F10 | 13FT6IN*74IN |



## BLUNT NOSE INFLATABLE BOAT COVER

STYLED-TO-FIT® BOAT

COVER - POLY-FLEX II

Boat covers designed to fit Blunt Nose Inflatable

Boats. The cover accommodates an outboard motor that will be covered over within the

body of the cover. If the outboard motor extends past the tubes, please measure the overall length including the motor to select the correct cover size. Cover does not accommodate a raised transom.

Color: Slate Gray

Fabric: 5.3 oz. Poly-Flex II













| PART #:        | DESCRIPTION: |
|----------------|--------------|
| 500-7INF8BF10  | 8FT6IN*60IN  |
| 500-7INF9BF10  | 9FT6IN*60IN  |
| 500-7INF10BF10 | 10FT6IN*66IN |
| 500-7INF11BF10 | 11FT6IN*68IN |
| 500-7INF12BF10 | 12FT6IN*70IN |
| 500-7INF13BF10 | 13FT6IN*74IN |
| 500-7INF14BF10 | 14FT6IN*74IN |



## FLEX-FIT™ PRO BOAT COVER – POLY-FLEX II



Carver's economically priced 5.3 oz. Poly-Flex II material is solution-dyed marine polyester with a urethane coating. These boat covers provide durable water repellency, UV and mildew resistance, and breathability. The strong and durable design provides good resistance to tearing. Flex-Fit™ PRO Boat Covers are made in 10 sizes that fit practically all 14-23 foot boats. Economically priced, our Flex-Fit™ PRO universal boat cover is an excellent choice for storage and trailering. Our Flex-Fit™ PRO boat covers feature a strong and durable 1/4" shock cord encased into the hem for a snug fit. One tie-down kit is included for quick and easy tie-down. A complimentary mesh storage bag is also included to make storage simple. All of our Carver Boat Covers including our Flex-Fit™ PRO II are designed and engineered in Landrum, South Carolina and all of our production takes place in our state-of-the-art manufacturing facilities so we are able to ensure the quality and promptness of each and every product that carries the Carver by Covercraft name.

| Description  | Centerline  | Beam | Flex-Fit™ PRO Order No. |
|--|---|------|-------------------------|
| V-Hull Fishing Boats<br>V-Hull Narrow Bass Boats<br>Jon Boats<br>Open Jon Boats<br>Drift Boats   | <br>14' - 16'<br>14' - 16'<br>14' - 16'<br>14' - 16' | 78"  | 79001                   |
| V-Hull Runabouts I/O or O/B<br>Tri-Hull Boats I/O or O/B<br>Tri-Hull Bass Boats  | <br>14' - 16'<br>14' - 16'<br>14' - 16'              | 86"  | 79002                   |
| Fish & Ski Boats I/O or O/B<br>Wide Bass Boats<br>Tournament Ski Boats   | <br>16' - 19'<br>16' - 19'<br>16' - 19'              | 96"  | 79003                   |
| V-Hull Boats I/O or O/B<br>Tri-Hull Boats I/O or O/B   | <br>17' - 19'<br>17' - 19'                           | 96"  | 79004                   |
| V-Hull Runabout Boats I/O or O/B   | <br>20' - 21'  | 102" | 79005                   |
| V-Hull Runabout Boats I/O or O/B   | <br>22' - 23'  | 102" | 79010                   |
| V-Hull Low Profile Cuddy - Cabin Boats I/O or O/B  | <br>19' - 22'  | 102" | 79006                   |
| V-Hull Center Console Fishing Boats w/ High Bow Rails<br>V-Hull Center Console Fishing Boats w/ Shallow Draft Hull<br>Bay Style Center Console Fishing Boats w/ Shallow Draft Hull | <br>17' - 19'<br>17' - 19'<br>17' - 19'              | 102" | 79011                   |
| V-Hull Center Console Fishing Boats w/ High Bow Rails<br>V-Hull Center Console Fishing Boats w/ Shallow Draft Hull<br>Bay Style Center Console Fishing Boats w/ Shallow Draft Hull | <br>20' - 22'<br>20' - 22'<br>20' - 22'              | 102" | 79012                   |
| Pontoon Boats  | <br>20' - 22'  | 102" | 79009                   |



# SEARCH AND RESCUE

We strive at providing our local Fire Departments and Search and Rescue teams with a vast selection in Search and Rescue Vessels and Water Safety Equipment available on the market today. Whether it's for river and pond response, to coastal vessels, we've got you your department covered.



## ZODIAC PRO 5.5 RESCUE/PATROL PACKAGE v.2



### ADAPTATION

Diving, fishing, underwater hunting, work or pleasure, choose and compose the layout of your boat depending on your program and your preferences : your PRO will perfectly fit !

### EASE OF USE

Appreciated by all, the PRO RIB are equipped with a removable tube, which facilitates maintenance. Their "platform" deck offers great maneuverability to perform your rescue operation with ease and access to all storage compartments.

### WIDE CHOICE

The PRO offers unparalleled customization and layout options :

- several combinations of colors, hulls, tubes, accessories, tank integration...
- Equipment : you set the console and the benches wherever you prefer on the deck
- choice of the driving position : sitting or standing. A wide offer from 4.20 to 8.50 m...

These specifically designed and equipped Zodiac Pro 5.5's are ready for whatever operation or job you put them through. Whether it's handling in choppy weather and water or speed when it's needed. They're sure to get the job done...

Choose Your Engine Brand:

Mercury | Tohatsu | Honda

Rigged with a 130HP engine, you'll be sure to get to your destination in a very timely manner.

**PART #: PRO5.5RESCUE/PATROL2**

## QUICKSILVER<sup>®</sup> INFLATABLES QUICKSILVER SPORT HD – RESCUE



Sport HD from Quicksilver is the perfect companion for fans of fishing, diving and much more. Lightweight, nimble, and portable, you can easily take it with you and zip around on the water. Now available in Rescue Red for Search and Rescue and fire departments. These boats aren't only lightweight and portable but are designed to take the roughest abuse and are now the main for replacements for Rescue Fleets.

### Available In:

| Models   | Fabric | Fabric Thickness | Length (m) | Max HP |
|--|--------|------------------|------------|--------|
| 365 SPORT HD (Alu Floor) Medium-Grey or Rescue Red | PVC    | 1,2 mm           | 3.65       | 25 S   |
| 420 SPORT HD (Alu Floor) Rescue Red                | PVC    | 1,2 mm           | 4.20       | 40 L   |
| 470 SPORT HD (Alu Floor) Medium-Grey or Rescue Red | PVC    | 1,2 mm           | 4.70       | 60 L   |

**365 SPORT HD RED PART #: 720-AA380128N**

**365 SPORT HD GREY PART #: 720-AA360004N**

**420 SPORT HD RED PART #: 720-AA420005N**

**470 SPORT HD GREY PART #: 720-AA470046N**

**470 SPORT HD RED PART #: 720-AA470048N**

**\*\*\* SPECIAL ORDER FOR RED MODELS\*\*\***



# ZODIAC MILPRO

Designed to meet the specific requirements of inland search and rescue organizations, the Emergency Response Boat (ERB) range go from storage bag to ready for use in three minutes thanks to their fast-inflation kit.

Zodiac MILPRO ERB boats provide a fast response, lightweight and safe solution for urgent and critical life saving operations.



## ERB SERIES

EMERGENCY RESCUE BOAT



| Model:   | Fabric:     | Capacity:        |   | Max HP | Length:          | Beam:          | Weight: Lbs.                            |
|----------|-------------|------------------|---|--------|------------------|----------------|---|
| ZMSR 380 | HYPALON/NEO | 700 kg – 1543 lb | 6 | 30hp   | 3,81 m – 12' 6"  | 1,68 m – 5' 6" | 81kg – 179 lb                           |
| ERB 310  | HYPALON/NEO | 530 kg – 1168 lb | 4 | 10 hp  | 3,20 m – 10' 6"  | 1,6 m – 5' 3"  | 39 kg up to 61kg<br>86 lb up to 134 lb  |
| ERB 380  | HYPALON/NEO | 777 kg – 1713 lb | 7 | 30 hp  | 3,93 m – 12' 11" | 1,68 m – 5' 6" | 54 kg up to 86kg<br>119 lb up to 190 lb |
| ERB 400  | HYPALON/NEO | 920 kg – 2028 lb | 8 | 40 hp  | 4,10 m – 13' 5"  | 1,9 m – 6' 3"  | 65 kg up to 99kg<br>143 lb up to 218lb  |

## ZMSR

ZODIAC MILPRO™ SURF RESCUE  
WAVE-PROOF RESCUE BOAT



Zodiac MILPRO™ has developed the ZMSR 380 in collaboration with the International Federation of Rescue.

This very light and extremely maneuverable boat is technically accomplished and is particularly efficient in terms of seaworthiness and practical capabilities face to jet skis and other beach rescue material.

The design of the ZMSR hull and bow makes it particularly effective tackling breaking waves and highly stable in sea spray and backwash. Accessories and ergonomics of the boat are also specifically designed to optimize the effectiveness of the crew in all phases of rescue operations.





This is the ultimate quick-deploy emergency solution for Search and Rescue, Firefighters, and other response groups. Equipped with advanced inflatable technologies, it unfolds and inflates in mere moments to get you on the water fast. Saving valuable time during critical situations. Equipped with speed tubes for increased speed and superior handling, allowing you to reach your destination quickly and with unmatched agility and control.

Stay prepared with the fastest, most efficient, and easily deployable emergency response boat available! An indispensable asset during critical missions, from search and rescue missions to emergency response, from marine research to flood water response.



## FS RESCUE SERIES

SEARCH AND RESCUE

| Model  | Fabric | Capacity (lbs) |            | Max HP | Length (cm – ft)  |
|--------|--------|----------------|------------|--------|-------------------|
| FS 420 | PVC    | 2686           | 10 persons | 45HP   | 430CM – 14FT 4IN. |
| FS 470 | PVC    | 2930           | 11 persons | 55 HP  | 470CM – 15FT 5IN  |





## RDC WATER RESCUE CRAFT



Preferred choice Inflatable Rescue Craft for fire departments and water rescue. When you want portability and ease of use for rescue deployment, OCEANID RCR WATERCRAFT is what you're looking for. Includes Carrying Bag, Floor Top Carpet, 2 Paddles, Paddle Bag, Tow Strap Assembly, Air Fill Manifold and Repair Kit.



### SPECIFICATIONS:

**Length:** 15'4"

**Width:** 48"

**Tube Diameter:** 12"

**Floor Length:** 8'

**Access Holes:** 22"x40"

**Weight:** 50 lbs.

**No. of Air Chambers:** 3

**Buoyancy:** >2000+ lbs.

**Fabric:** 35oz. PU/PVC

12 years Warranty, with registration

## WATER EMERGENCY WATERCRAFT



Following the design concept of the original RDC Rapid Deployment Craft, the WERC big brother has arrived. This boat boasts most of the design features of the RDC performance package and adds the 4th dimension feature, it is fully motorized.



### SPECIFICATIONS:

**Length:** 15'4"

**Width:** 48"

**Tube Diameter:** 12"

**Floor Length:** 8'

**Access Holes:** 22"x40"

**Weight:** 50 lbs.

**No. of Air Chambers:** 3

**Buoyancy:** >2000+ lbs.

**Fabric:** 35oz. PU/PVC

12 years Warranty, with registration

## FIRST WATCH - ICE RESCUE COLD WATER IMMERSION SUIT

Made for cold water and ice rescue operations. This universal fitting suit is made of a rugged hi-tenacity nylon shell with a soft and easy to do liner.

### FEATURES:

- Rugged Elbow and Knee Patches
- Dual Ice Pick Pockets
- Removable Harness System
- Boots fit up to size US size 12
- Protective Center Zipper Flap
- Internal Suspenders
- Registered Serial Number
- 3" x 11" Velcro Patch
- Stow Bag with Mesh Accessory Pocket

**PART #: FST-RS1000**



## MUSTANG ICE COMMANDER RESCUE SUIT

The Mustang Ice Commander™ is the suit of choice for search and rescue teams, fire departments, and ice rescue professionals. The modular suit is completely waterproof with a watertight hood, integrated gloves, and attached boots. The flotation and insulation performance of a zip-in buoyancy liner allows users to immerse themselves for long periods of time in icy cold water and maintain mental and physical capabilities. Updated liner with zipper and Velcro attachments allows easier removal for cleaning and repair. Each Ice Commander™ has an integrated chest harness for attachment to tether lines, ice awl pockets for storage, rubber gloves, reinforced knees and non-slip rubber soles on the attached boots. As well, each suit is 45% lighter than other rescue suits as it is made in a high visibility welded nylon shell.

**PART #: IC9001 03**



## MUSTANG NEOPRENE COLD WATER IMMERSION SUIT

Designed for use in commercial operations, this Immersion Suit from Mustang Survival is the ideal ship abandonment suit for workboats, transport vessels, drilling rigs, supply ships, steamships and commercial fishermen. Also suitable for the sailing community.

### Features:

- Approval: USCG - UL1197 - Immersion Suits 160.171 - USCG/MED SOLAS 2010
- Polar Code Approved
- Easy to don in stormy conditions
- Five-fingered insulated gloves for warmth and dexterity
- Water-tight face seal
- Includes buddy line
- Includes retrieval harness rated to 1000lbs (454kg) dead-weight for minimum 10 min
- Ankle adjustments for a better fit
- 5mm fire retardant neoprene provides flotation and hypothermia protection
- Triple-sealed seam construction
- Non-slip, durable soles

**PART #: 693- MIS230TC**



## FIRSTWATCH FLOATATION SUIT

An anti-exposure flotation and a thermal suit that works like a wetsuit. Cuffs and straps trap water inside the suit allowing the wearer's body heat to insulate and keep warm.

USCG Type V Approved

### FEATURES:

- Head-Support Pillow
- Fleece Lined Collar
- Stowaway hood
- SOLAS Tape on Hood, Shoulders & Wrists
- Hand-warmer Pockets
- Neoprene Inner Cuff Strap Clincher
- Cordura Reinforced Knees, Butt, Elbows & Cuffs
- Internal Suspenders
- Vertical Side Boot Entry Zips

**PART #: FST-AS1100**



# GASHOPPER CLOTHING

Stay comfy, and stylish when your out boating. With our premium line of clothing, we have you covered, LITERALLY, from the elements. Whether your having fun in sun or boating on the cool morning breezes.

## THE ONLY THING INFLATED, IS MY BOAT!!!



Comfy cotton blend T-Shirt from District. Features our signature GasHopper Racer and scared fish.

Available sizes: S, M, L, XL, XXL

## MY BOAT HAS RUBBER BOOBIES!!!



Fruit of The Loom - GasHopper MY BOAT HAS RUBBER BOOBIES!!! T-Shirt. Show your support with this working, comfy cotton blend GasHopper RUBBER BOOBIES T-Shirt.

Features our RUBBER BOOBIES moto on the back with our updated new Logo on the front.

Available in: S, M, L, XL, XXL

## INTO THE ABYSS - WHITE



Fruit of The Loom - GasHopper INTO THE ABYSS T-Shirt. Show your support with this working, comfy cotton blend GasHopper INTO THE ABYSS T-Shirt. Features our SCUBA SERIES logo on the front.

Available in: S, M, L, XL, XXL

## INTO THE ABYSS – AQUA BLUE



Fruit of The Loom - GasHopper INTO THE ABYSS T-Shirt. Show your support with this working, comfy cotton blend GasHopper INTO THE ABYSS T-Shirt. Features our SCUBA SERIES logo on the front.

Available in: S, M, L, XL, XXL

## 365 DAYS - BLUE



Fruit of The Loom - GasHopper 365 Days T-Shirt. Show your support with this working, comfy cotton blend GasHopper 365 Days T-Shirt.

Features our Fixing 365 Days Working T-Shirt on the back with our updated new Logo on the front.

Available in: S, M, L, XL, XXL

## GASHOPPER REPAIR TECH



Show your support with this working, comfy cotton blend GasHopper Repair Tech T-Shirt.

Features our Goofy Repair Tech Cartoon on the back with our updated new Logo on the front.

Available in: S, M, L, XL, XXL



## 365 DAYS - WHITE



Fruit Of The Loom - GasHopper 365 Days T-Shirt. Show your support with this working, comfy cotton blend GasHopper 365 Days T-Shirt.

Features our Fixing 365 Days Working T-Shirt on the back with our updated new Logo on the front.

Available in: S, M, L, XL, XXL

## ALWAYS HARD



Fruit of The Loom - GasHopper ALWAYS HARD T-Shirt. Show your support with this working, comfy cotton blend GasHopper ALWAYS HARD T-Shirt.

Features our ALWAYS HARD moto on the back with our updated new Logo on the front.

Available in: S, M, L, XL, XXL

## HOODED SWEATSHIRTS

### SIGNATURE HOODIE - BAY ROCKER BLUE



Gildan® DryBlend™ Hooded Sweatshirt - Royal Blue. Taking Pre-orders for hoodies. Place your order. These signature hoodies are going to be limited, so better start ordering before, we stop taking orders.

Stay warm when the weather gets cold with one of our Signature Series GasHopper Hoodies. Show your support and let everyone know that GasHopper Inc is the place to be for your inflatable boats parts in Canada.

Available in: S, M, L, XL, XXL

## I'M HAPPY BOATING



Gildan® DryBlend™ - IM HAPPY BOATING GasHopper Hoodie

Let the world know that, I'M HAPPY BOATING!!! These sweaters are comfortable and warm on those cool nights.

Available in: S, M, L, XL, XXL

## GASHOPPER SIGNATURE PORT AUTHORITY LIFESTYLE BRIM HAT

Shield your head from harmful sun rays with the Port Authority® Lifestyle Brim Hat. Its classic style is perfect for golf rounds, days at the beach and or outdoor events. Personalize with your business name and keep your brand on top.

- 100% polyester microfiber
- Unstructured design
- Moisture-wicking sweatband
- UPF 30+ sun protection and water-repellent finish
- Features adjustable shock cord

Available in 2 sizes



## HATS AND HEADWEAR



### GASHOPPER SIGNATURE FLEXFIT® HAT

Signature FLEXFIT® 6-Panel Baseball Hat. Our new signature baseball hat will not only keep the sun out of your eyes on the water, but will grab attention whenever you go. Ideal for outdoor work, sunny days or perfect gift for anyone.

This structured cap features a Permacurv® visor that allows it to be straightened or curved as required without becoming creased or mis-shaped.

Features:

- 63% polyester, 34% cotton, 3% spandex twill
- Permacurv® visor with silver under visor
- Fitted, mid-profile style
- Sewn eyelets

Available in 3 sizes

# QUICKSILVER INFLATABLE BOAT PARTS LISTINGS

|           |              |   |
|-----------|--------------|---|
| 8M0156295 | 678633104794 | 8M0156295 Keel 200 Tendency Air Floor   |
| 8M0148929 | 678633108006 | 8M0148929 Keel 240 Tendency Air Floor   |
| 8M0148930 | 678633108013 | 8M0148930 Keel 250 Airdeck  |
| 8M0148931 | 678633108020 | 8M0148931 Keel 300 Airdeck  |
| 8M0148932 | 678633108037 | 8M0148932 Keel 320 Airdeck  |
| 8M0157926 | 678633112140 | 8M0157926 Keel 250 SPORT  |
| 8M0157927 | 678633112157 | 8M0157927 Keel 300 SPORT  |
| 8M0157928 | 678633112164 | 8M0157928 Keel 320 SPORT  |
| 8M0156296 | 678633104800 | 8M0156296 Keel 365 SPORT Heavy-Duty   |
| 8M0156297 | 678633104817 | 8M0156297 Keel 420 SPORT Heavy-Duty   |
| 8M0156298 | 678633104824 | 8M0156298 Keel 470 SPORT Heavy-Duty   |
| 8M0156299 | 678633104831 | 8M0156299 Thrust board for 200 Tendency Air Floor   |
| 8M0156300 | 678633104848 | 8M0156300 Thrust board for 240 Tendency Air Floor   |
| 8M0148953 | 678633108044 | 8M0148953 Thrust board for 250 Airdeck  |
| 8M0148954 | 678633108051 | 8M0148954 Thrust board for 300 Airdeck  |
| 8M0148955 | 678633108068 | 8M0148955 Thrust board for 320 Airdeck  |
| 8M0148947 | 678633108075 | 8M0148947 Wooden slate for Tendency 200 & 240 SL (one piece)                                      |
| 8M0156301 | 678633104855 | 8M0156301 200 Airdeck floor (8mm) Tendency series   |
| 8M0148908 | 678633108082 | 8M0148908 240 Airdeck floor (8mm) Tendency series   |
| 8M0148909 | 678633108099 | 8M0148909 250 Airdeck floor (8mm) Airdeck series  |
| 8M0148910 | 678633108105 | 8M0148910 300 Airdeck floor (8mm) Airdeck series  |
| 8M0148911 | 678633108112 | 8M0148911 320 Airdeck floor (8mm) Airdeck series  |
| 8M0148916 | 678633108129 | 8M0148916 Alu Floor (complete kit) 250 SPORT  |
| 8M0148917 | 678633108136 | 8M0148917 Alu Floor (complete kit) 300 SPORT  |
| 8M0148918 | 678633108143 | 8M0148918 Alu Floor (complete kit) 320 SPORT  |
| 8M0156302 | 678633104862 | 8M0156302 Alu Floor (complete kit) 365 SPORT Heavy-Duty   |
| 8M0156303 | 678633104879 | 8M0156303 Alu Floor (complete kit) 420 SPORT Heavy-Duty   |
| 8M0156304 | 678633104886 | 8M0156304 Alu Floor (complete kit) 470 SPORT Heavy-Duty   |
| 8M0156305 | 678633104893 | 8M0156305 Floor aluminum connector (250 SPORT)  |
| 8M0156306 | 678633104909 | 8M0156306 Floor aluminum connector (300 SPORT)  |
| 8M0156307 | 678633104916 | 8M0156307 Floor aluminum connector (320 SPORT)  |
| 8M0156308 | 678633104923 | 8M0156308 Floor aluminum connector (365 Heavy-Duty)   |
| 8M0156309 | 678633104930 | 8M0156309 Floor aluminum connector (420 Heavy-Duty)   |
| 8M0156310 | 678633104947 | 8M0156310 Floor aluminum connector (470 Heavy-Duty)   |
| 8M0156311 | 678633104954 | 8M0156311 Aluminum stringer (set) 250 SPORT   |
| 8M0156312 | 678633104961 | 8M0156312 Aluminum stringer (set) 300 SPORT   |
| 8M0156313 | 678633104978 | 8M0156313 Aluminum stringer (set) 320 SPORT   |
| 8M0156314 | 678633104985 | 8M0156314 Aluminum stringer (set) 365 SPORT Heavy-Duty  |
| 8M0156315 | 678633104992 | 8M0156315 Aluminum stringer (set) 420 SPORT Heavy-Duty  |
| 8M0156316 | 678633105005 | 8M0156316 Aluminum stringer (set) 470 SPORT Heavy-Duty  |
| 8M0148948 | 678633108150 | 8M0148948 Wooden seat Tendency 80 x 20 cm (Light-grey)  |
| 8M0148949 | 678633108167 | 8M0148949 Wooden seat 250 Airdeck 85 x 20 cm (Light-grey)   |
| 8M0148950 | 678633108174 | 8M0148950 Wooden seat 300/320 Airdeck & Alu-Rib white 90 x 20 cm (Light-grey)                     |
| 8M0156317 | 678633105012 | 8M0156317 Wooden seat 80 x 20 cm (Medium-grey)  |
| 8M0156318 | 678633105029 | 8M0156318 Wooden seat 250 SPORT 85 x 20 cm (Dark-grey)  |
| 8M0156319 | 678633105036 | 8M0156319 Wooden seat 300/320 SPORT & Alu-Rib Grey 90 x 20 cm (Dark-grey)                         |
| 8M0158188 | 678633112553 | 8M0158188 Wooden seat 365 SPORT HD medium-grey 105 x 20 cm (dark-grey)                            |
| 8M0158189 | 678633112560 | 8M0158189 Wooden seat 365 SPORT HD red 105 x 20 cm (black)  |
| 8M0159225 | 678633113857 | 8M0159225 Wooden seat 365 SPORT HD medium-grey 105 x 20 (old plug-in model)                       |
| 8M0159226 | 678633113864 | 8M0159226 Wooden seat 365 SPORT HD red 105 x 20 (old plug-in model)                               |
| 8M0159227 | 678633113871 | 8M0159227 Bench belt for plug-in seat (set of 2)  |
| 8M0156320 | 678633105043 | 8M0156320 Plastic seat hook grey / Airdeck connector  |
| 8M0159163 | 678633113697 | 8M0159163 Plastic floor holder black for SPORT models   |
| 8M0156321 | 678633105050 | 8M0156321 Fuel tank strap (Grey) for Tendency AD & Airdeck models                                 |
| 8M0156322 | 678633105067 | 8M0156322 Fuel tank strap (Black) for SPORT / Heavy-Duty models                                   |
| 8M0148935 | 678633108181 | 8M0148935 Plastic engine plate inside transom grey (Tendency and Airdeck)                         |
| 8M0156981 | 678633105685 | 8M0156981 Plastic engine plate inside transom black (SPORT & Heavy-Duty)                          |
| 8M0148936 | 678633108198 | 8M0148936 Aluminum engine plate inside transom (AluRib)   |
| 8M0148937 | 678633108204 | 8M0148937 Trapezoidal engine plate for transom grey (Small external model) (Tendency and Airdeck) |
| 8M0156982 | 678633105692 | 8M0156982 Trapezoidal engine plate for transom black (Small external model) (Sport)               |
| 8M0148938 | 678633108211 | 8M0148938 Trapezoidal engine plate for transom black (Large external model) (Sport Heavy-Duty)    |
| 8M0156325 | 678633105074 | 8M0156325 Molded external transom plate (AluRib Series)   |
| 8M0156323 | 678633105081 | 8M0156323 Plastic hinge grey (AluRib)   |



|           |              |   |
|-----------|--------------|---|
| 8M0157322 | 678633106576 | 8M0157322 Plastic hinge white (AluRib)  |
| 8M0156324 | 678633105098 | 8M0156324 Rubber locker (AluRib Series)   |
| 8M0148919 | 678633108228 | 8M0148919 Boat bag 200-240  |
| 8M0156326 | 678633105104 | 8M0156326 Boat bag 250-320  |
| 8M0156327 | 678633105111 | 8M0156327 Boat bag 365  |
| 8M0156328 | 678633105128 | 8M0156328 Boat bag 420-470  |
| 8M0148934 | 678633108242 | 8M0148934 Set of oars (all models) 1,42 m - Light Grey (Tendy / Airdeck models)               |
| 8M0156983 | 678633105708 | 8M0156983 Aluminum oars black 1.42 m (Sport 250-320)  |
| 8M0156984 | 678633105715 | 8M0156984 Aluminum paddles black 1.20 m T-shape (Sport Heavy-Duty 365)                        |
| 8M0156985 | 678633105722 | 8M0156985 Aluminum paddles black 1.32 m T-shape (Sport Heavy-Duty 420-470)                    |
| 8M0156986 | 678633105739 | 8M0156986 Aluminum oars grey 1.42 m (AluRib white 270-350)                                    |
| 8M0156987 | 678633105746 | 8M0156987 Aluminum oars black 1.42 m (AluRib grey 270-350)                                    |
| 8M0156988 | 678633105753 | 8M0156988 Aluminum paddles grey 1.62 m (AluRib white 380-420)                                 |
| 8M0156989 | 678633105760 | 8M0156989 Aluminum paddles black 1.62 m (AluRib grey 380-420)                                 |
| 8M0148926 | 678633108235 | 8M0148926 Hand pump all models  |
| 8M0156992 | 678633105791 | 8M0156992 Repair kit for Tendy (White PVC)  |
| 8M0156990 | 678633105777 | 8M0156990 Repair kit Airdeck (White and Dark-Blue PVC)  |
| 8M0156331 | 678633105159 | 8M0156331 Repair kit SPORT (Medium-Grey PVC 0.9mm)  |
| 8M0156991 | 678633105784 | 8M0156991 Repair kit SPORT Heavy-Duty (Medium-Grey PVC 1.2mm)                                 |
| 8M0156332 | 678633105166 | 8M0156332 Repair kit SPORT Heavy-Duty (Red PVC 1.2mm)   |
| 8M0148942 | 678633108259 | 8M0148942 Repair kit AluRib (White PVC)   |
| 8M0148941 | 678633108266 | 8M0148941 Repair kit AluRib (Dark-Grey PVC)   |
| 8M0148915 | 678633108273 | 8M0148915 Airvalve Light-Grey for Tendy, Airdeck, AluRib White                                |
| 8M0148914 | 678633108280 | 8M0148914 Airvalve Black for SPORT, Heavy-Duty and AluRib Dark-Grey                           |
| 8M0148913 | 678633108297 | 8M0148913 White airvalve-ring for Tendy, Airdeck and AluRib White (set 1-5)                   |
| 8M0148912 | 678633108303 | 8M0148912 Grey airvalve-ring for SPORT, Heavy-Duty Medium-Grey and AluRib Dark-Grey (set 1-5) |
| 8M0156333 | 678633105173 | 8M0156333 Red airvalve-ring for SPORT Heavy-Duty Red (set 1-5)                                |
| 8M0156995 | 678633105821 | 8M0156995 Towing D-Ring for Tendy (White PVC)   |
| 8M0148924 | 678633108327 | 8M0148924 Towing D-Ring for Airdeck and AluRib (White PVC)                                    |
| 8M0156993 | 678633105807 | 8M0156993 Towing D-Ring for AluRib (Dark-Grey PVC)  |
| 8M0148923 | 678633108310 | 8M0148923 Towing D-Ring for SPORT and Heavy-Duty (Medium-Grey PVC)                            |
| 8M0156994 | 678633105814 | 8M0156994 Towing D-Ring for Heavy-Duty (Red PVC)  |
| 8M0156998 | 678633105852 | 8M0156998 Stainless steel Bow handle for Tendy (White PVC)                                    |
| 8M0148952 | 678633108341 | 8M0148952 Stainless steel Bow handle for Airdeck (White PVC)                                  |
| 8M0148951 | 678633108334 | 8M0148951 Stainless steel Bow handle for SPORT and Heavy-Duty (Medium-Grey PVC)               |
| 8M0156996 | 678633105838 | 8M0156996 Stainless steel Bow handle for AluRib (Dark-Grey PVC)                               |
| 8M0156997 | 678633105845 | 8M0156997 Stainless steel Bow handle for SPORT Heavy-Duty (Red PVC)                           |
| 8M0148925 | 678633108358 | 8M0148925 Sliding drain valve for Tendy and Airdeck 250 (Light-grey) #18                      |
| 8M0156999 | 678633105869 | 8M0156999 Sliding drain valve for SPORT 250 (Black) #18                                       |
| 8M0157000 | 678633105876 | 8M0157000 Sliding drain valve for Airdeck 300-320 (Light-grey) #24                            |
| 8M0157001 | 678633105883 | 8M0157001 Sliding drain valve for SPORT 300-320 (Black) #24                                   |
| 8M0157002 | 678633105890 | 8M0157002 Sliding drain valve for SPORT Heavy-Duty 365-470 (Black) #36                        |
| 8M0156335 | 678633108365 | 8M0156335 Drain-plug with housing for AluRib white  |
| 8M0157003 | 678633105906 | 8M0157003 Drain-plug with housing for AluRib grey   |
| 8M0148927 | 678633108372 | 8M0148927 Grey Molded handle for Airdeck and AluRib White                                     |
| 8M0148928 | 678633108389 | 8M0148928 Black Molded handle for SPORT, Heavy-Duty and AluRib Dark-Grey                      |
| 8M0156336 | 678633105197 | 8M0156336 Flexible strap-handle for Airdeck 250-300 (left)                                    |
| 8M0159228 | 678633113888 | 8M0159228 Flexible strap-handle for Airdeck 250-300 (right)                                   |
| 8M0157004 | 678633105913 | 8M0157004 Flexible strap-handle for Airdeck 320 (left)  |
| 8M0159229 | 678633113895 | 8M0159229 Flexible strap-handle for Airdeck 320 (right)                                       |
| 8M0157005 | 678633105920 | 8M0157005 Flexible strap-handle for AluRib 270-290 White (left)                               |
| 8M0159230 | 678633113901 | 8M0159230 Flexible strap-handle for AluRib 270-290 White (right)                              |
| 8M0157929 | 678633112171 | 8M0157929 Flexible strap-handle for AluRib 270-290 Grey (left)                                |
| 8M0159231 | 678633113918 | 8M0159231 Flexible strap-handle for AluRib 270-290 Grey (right)                               |
| 8M0157006 | 678633105937 | 8M0157006 Flexible strap-handle for AluRib 320-420 White (left)                               |
| 8M0159232 | 678633113925 | 8M0159232 Flexible strap-handle for AluRib 320-420 White (right)                              |
| 8M0157930 | 678633112188 | 8M0157930 Flexible strap-handle for AluRib 320-420 Grey (left)                                |
| 8M0159233 | 678633113932 | 8M0159233 Flexible strap-handle for AluRib 320-420 Grey (right)                               |
| 8M0157007 | 678633105944 | 8M0157007 Flexible strap-handle for SPORT 250-320   |
| 8M0148933 | 678633108396 | 8M0148933 Grey oar locker for Tendy / Airdeck and AluRib White                                |
| 8M0156337 | 678633105203 | 8M0156337 Black oar locker for Sport & AluRib Dark-Grey                                       |
| 8M0148939 | 678633108402 | 8M0148939 Red Oar holder for SPORT Heavy-Duty Red (PVC+Velcro)                                |
| 8M0159234 | 678633113949 | 8M0159234 Medium-grey Oar holder for SPORT Heavy-Duty (PVC+Velcro)                            |
| 8M0156338 | 678633105210 | 8M0156338 Dark-Grey Oar holder for AluRib models 380/420 (PVC+Velcro)                         |
| 8M0159235 | 678633113956 | 8M0159235 White Oar holder for AluRib models 380/420 (PVC+Velcro)                             |
| 8M0157323 | 678633106569 | 8M0157323 Medium-Grey Oar holder for SPORT models (PVC+Velcro)                                |
| 8M0148940 | 678633108419 | 8M0148940 White Oar holder for Tendy and Airdeck (PVC+Velcro)                                 |
| 8M0159236 | 678633113963 | 8M0159236 Dark-grey Oar holder for AluRib models 270/350 (PVC+Velcro)                         |
| 8M0159237 | 678633113970 | 8M0159237 White Oar holder for AluRib models 270/350 (PVC+Velcro)                             |
| 8M0159164 | 678633113703 | 8M0159164 Black Lifeline for Tendy incl. pads   |
| 8M0148943 | 678633108426 | 8M0148943 Black Lifeline for Sport incl. pads   |
| 8M0159165 | 678633113710 | 8M0159165 Black Lifeline for AluRib Dark-Grey incl. pads                                      |

|           |              |   |
|-----------|--------------|---|
| 8M0148944 | 678633108433 | 8M0148944 Dark-Blue Lifeline for Airdeck and AluRib White incl. pads            |
| 8M0148945 | 678633108440 | 8M0148945 QUICKSILVER Side logo - Tendy (1 piece)                               |
| 8M0159166 | 678633113727 | 8M0159166 QUICKSILVER Side logo - Airdeck and AluRib White (1 piece)            |
| 8M0148946 | 678633108457 | 8M0148946 QUICKSILVER Side logo - Sport, Heavy-Duty Medium-Grey (1 piece)       |
| 8M0159167 | 678633113734 | 8M0159167 QUICKSILVER Side logo - AluRib Dark-Grey (1 piece)                    |
| 8M0159168 | 678633113741 | 8M0159168 QUICKSILVER Side logo - Sport Heavy-Duty Red (1 piece)                |
| 8M0148921 | 678633108464 | 8M0148921 Front logo "flying M" for Tendy                                       |
| 8M0159169 | 678633113758 | 8M0159169 Front logo "flying M" for Airdeck and AluRib White                    |
| 8M0148922 | 678633108471 | 8M0148922 Front logo "flying M" for Sport, Heavy-Duty Medium-Grey               |
| 8M0159170 | 678633113765 | 8M0159170 Front logo "flying M" for AluRib Dark-Grey                            |
| 8M0159171 | 678633113772 | 8M0159171 Front logo "flying M" for Sport Heavy-Duty Red                        |
| 8M0157008 | 678633105951 | 8M0157008 White PVC Fabric 1x1m - 0,7 mm (Tendy)                                |
| 8M0159172 | 678633113789 | 8M0159172 Light-Grey PVC Fabric 1x1m - 0,7 mm (Tendy)                           |
| 8M0156340 | 678633105234 | 8M0156340 White PVC Fabric 1x1m - 0,9 mm (Airdeck & AluRib White)               |
| 8M0159173 | 678633113796 | 8M0159173 Dark-Blue PVC Fabric 1x1m - 0,9 mm (Airdeck)                          |
| 8M0148957 | 678633108495 | 8M0148957 Medium-Grey PVC Fabric 1x1m - 0,9 mm (Sport)                          |
| 8M0156339 | 678633105227 | 8M0156339 Black PVC Fabric 1x1m - 0,9 mm (Sport)                                |
| 8M0148956 | 678633108488 | 8M0148956 Dark-Grey PVC Fabric 1x1m - 0,9 mm (AluRib)                           |
| 8M0156341 | 678633105241 | 8M0156341 Red PVC Fabric 1x1m - 1,2 mm (SPORT Heavy-Duty)                       |
| 8M0157009 | 678633105968 | 8M0157009 Medium-Grey PVC Fabric 1x1m - 1,2 mm (SPORT Heavy-Duty)               |
| 8M0159175 | 678633113802 | 8M0159175 Black PVC Fabric 1x1m - 1,2 mm (SPORT HD)                             |
| 8M0156342 | 678633105258 | 8M0156342 Black Coaming (PVC) for SPORT Heavy-Duty models (10m) incl. rope      |
| 8M0156343 | 678633105265 | 8M0156343 Black Anti-skid pad for SPORT Heavy-Duty models 365 (complete set)    |
| 8M0157010 | 678633105975 | 8M0157010 Black Anti-skid pad for SPORT Heavy-Duty models 420 (complete set)    |
| 8M0157011 | 678633105982 | 8M0157011 Black Anti-skid pad for SPORT Heavy-Duty models 470 (complete set)    |
| 8M0156344 | 678633105272 | 8M0156344 Black Rubbing-strake for Tendy models (10m)                           |
| 8M0156345 | 678633105289 | 8M0156345 Blue / White Rubbing-strake for Airdeck and AluRib White models (10m) |
| 8M0157324 | 678633106552 | 8M0157324 Black / White Rubbing-strake for AluRib Dark-Grey (10m)               |
| 8M0156346 | 678633105296 | 8M0156346 Red / Black Rubbing-strake for Red Heavy-Duty models (10m)            |
| 8M0156347 | 678633105302 | 8M0156347 Black / Grey Rubbing-strake for Sport models (10m)                    |
| 8M0156348 | 678633105319 | 8M0156348 Grey transom cap (PVC) #18 100cm                                      |
| 8M0157012 | 678633105999 | 8M0157012 Grey transom cap (PVC) #24 100cm                                      |
| 8M0157013 | 678633106002 | 8M0157013 Grey transom cap (PVC) #36 100cm                                      |
| 8M0156349 | 678633105326 | 8M0156349 Black transom cap (PVC) #18 100cm                                     |
| 8M0157014 | 678633106019 | 8M0157014 Black transom cap (PVC) #24 100cm                                     |
| 8M0157015 | 678633106026 | 8M0157015 Black transom cap (PVC) #36 100cm                                     |
| 8M0156350 | 678633105333 | 8M0156350 Dark-Grey anti-skid material for Alu-Rib 270 Dark-Grey (complete set) |
| 8M0157931 | 678633112195 | 8M0157931 Dark-Grey anti-skid material for Alu-Rib 290 Dark-Grey (complete set) |
| 8M0157932 | 678633112201 | 8M0157932 Dark-Grey anti-skid material for Alu-Rib 320 Dark-Grey (complete set) |
| 8M0157933 | 678633112218 | 8M0157933 Dark-Grey anti-skid material for Alu-Rib 350 Dark-Grey (complete set) |
| 8M0157934 | 678633112225 | 8M0157934 Dark-Grey anti-skid material for Alu-Rib 380 Dark-Grey (complete set) |
| 8M0157936 | 678633112232 | 8M0157936 Dark-Grey anti-skid material for Alu-Rib 420 Dark-Grey (complete set) |
| 8M0156351 | 678633105340 | 8M0156351 Light-Grey anti-skid material for AluRib 270 White (complete set)     |
| 8M0157937 | 678633112249 | 8M0157937 Light-Grey anti-skid material for AluRib 290 White (complete set)     |
| 8M0157938 | 678633112256 | 8M0157938 Light-Grey anti-skid material for AluRib 320 White (complete set)     |
| 8M0157939 | 678633112263 | 8M0157939 Light-Grey anti-skid material for AluRib 350 White (complete set)     |
| 8M0157940 | 678633112270 | 8M0157940 Light-Grey anti-skid material for AluRib 380 White (complete set)     |
| 8M0157941 | 678633112287 | 8M0157941 Light-Grey anti-skid material for AluRib 420 White (complete set)     |
| 8M0156352 | 678633105357 | 8M0156352 Keel protection (Grey) 10m  |
| 8M0156353 | 678633105364 | 8M0156353 Keel protection (Black) 10m   |
| 8M0158190 | 678633112546 | 8M0158190 Flexible rail for seat 365 SPORT HD grey (set of 2)                   |
| 8M0158192 | 678633112539 | 8M0158192 Flexible rail for seat 365 SPORT HD red (set of 2)                    |





# ALL ZODIAC-NAUTIC PARTS LISTINGS

|          |                                |
|----------|--------------------------------|
| N09102   | PRO 550 CONSOLE SEAT CUSHION   |
| N09103   | CONS RAIL PRO 12               |
| N09104   | CONS WINDSCREEN PRO 12         |
| N09105   | CONS MT BRKT PRO12 20" 16"C    |
| N09121   | CONS BACKREST CUSHION PRO 9    |
| N09121DG | CONS BACKREST GREY FABRIC      |
| N09122   | CONS SEAT CUSHION PRO 9        |
| N09122DG | CONS SEAT GREY FABRIC          |
| N09123   | CONS RAIL PRO 9                |
| N09124   | CONS WINDSCREEN PRO 9          |
| N09125   | CONS MT BRKT PRO9 17", 16"C    |
| N09160   | JOCKEY SEAT CUSHION JCT £1     |
| N09160G  | JOCKEY SEAT CUSHION JCT£1 GREY |
| N09167   | JOCKEY MT BRACKET JCT £1       |
| N09183   | JOCKEY SEAT RAIL JCT £3        |
| N09200   | JOCKEY SEAT CUSHION JCT £4     |
| N09202   | JOCKEY SEAT RAIL JCT £4        |
| N09204   | JOCKEY MT BRACKET JCT £4       |
| N09500   | RIGGING FLANGE W/ FUEL PORT    |
| N09501   | RIGGING FLANGE HOSE UNION      |
| N09502   | TIEDOWNS FUEL TANK 12 GAL PRO  |
| N16506   | ZODIAC PUSH/PUSH VALVE TOOL    |
| N59352   | GASKET F/FUEL CAP W/VLV INSPK5 |
| N59356   | D RING F/ARZ FB 6/18 PK4       |
| N59362   | RING FUEL FILL PROTECTION PK5  |
| N6J0047  | WEBER BT-3001 KILL SWITCH      |
| N6J0049  | NEUTRAL SAFETY SWITCH,TELEFLEX |
| NS0112   | BATTERY SWITCH MOUNT - LARGE   |
| NS0133   | BATTERY SWITCH,HOUSE           |
| NS0161   | BRACKET AL STERN LT MOUNT BAY  |
| NS0161W  | BRACKET STERN LT MOUNT BAY WHT |
| NS0162   | PRO 850 PINCH PLATES           |
| NS0164   | PRO 420 LIGHT BAR / ARCH       |
| NS0168   | HATCH 11 X 19 PO WHT HIGH TIDE |
| NS0169   | HATCH 13 X 17 PO WHT HIGH TIDE |
| NS0169B  | HATCH 13 X 17 PO BLK HIGH TIDE |
| NS0186   | CONNECTOR PL259-G SOLDER ON    |
| NS0193   | FUSE BLK ATC 6 CIRCUIT BLU SEA |
| NS0202   | EYE NUT SS 1/2"                |
| NS0204   | INCLINED DECK SOCKET W/ FLAP   |
| NS0244   | COOLER 25 QT IGLOO 420 BAY     |
| NS0245   | COOLER IGLOO 48 QT 550 BAY     |
| NS0259   | CONS BASE POLY BAYRUNNER       |
| NS0260   | BASE, NAV LIGHT, THREADED      |
| NS0268   | BRACKET AFT SEAT B/R OPEN 650  |
| NS0344   | STRAP EYE S/S FOR 1" WEBBING   |
| NS0345   | LATCH DRAW S/S NO LOCK RP650   |
| NS0347   | STRAP EYE S/S 3/8"X 1-1/16"    |
| NS0351   | AUXILIARY INPUT MPS/MPS.USB    |
| NS0356   | ARCH LIGHTBAR P550 ANODIZED    |
| NS0356W  | ARCH LIGHTBAR P550 WHITE       |
| NS0374   | SPEAKER 3" BLACK               |
| NS0397   | FIBERGLASS M5608-10X50 535133  |
| NS0401   | CUSHION HELM B/REST YL340/380  |
| NS0439A  | ARCH L/BAR,PRO500 D/BOW ANODIZ |
| NS0443   | SPACER 703 SIDE MOUNT REMOTE   |
| NS0444   | BOW EYE,3/8X2-3/4 GLO, S/S     |
| NS0445   | BOW EYE,3/8X3-7/16 GLO, S/S    |
| NS0458   | PANEL SWITCH PRO 420/500       |
| NS0460   | DRAIN GARBARD, S/S             |
| NS0462   | TOW EYE, BOW, YL420DL S/S      |
| NS0463   | HINGE SEAT YL470DL FWD CONSOLE |
| NS0466   | RIGGIN BOX, PRO 420/500        |
| NS0485   | CABLE BOOT RING                |
| NS1005   | LED STEP LAMP W/STAINLESS RIM  |
| NS1013   | BLACK THRU-HULL TH-650         |

|         |                                |
|---------|--------------------------------|
| NS1015  | GAS SPRING (420)               |
| NS1018  | WHITE VENT 3" 337315           |
| NS1019  | HINGE 1/1/2 X2.91              |
| NS1021  | SAMPSON POST                   |
| NS1029  | TURBO SWING XL                 |
| NS1031  | SEAT 290 GREY 29.5"X 31.5"     |
| NS1032  | SEAT ASSEMBLY SE03502          |
| NS1033  | SEAT W/REINFORCING BARS CAD260 |
| NS1034  | SEAT W/REINFORCED BARS CAD 260 |
| NS1035  | SEAT 310/340 GREY (39.5)       |
| NS1036  | SEAT ASSEM SE03203 CAD 310/340 |
| NS1037  | SEAT ASSM SE03303 CAD 250/300  |
| NS1038  | SEAT (85CML Z 20CMW) GR        |
| NS1039  | PLUG ASSEMBLY WH/W RED & BLK   |
| NS1040  | DRAIN PLUG ASSY                |
| NS1041  | CAP CENTER S/S STEER WHEEL     |
| NS1045  | STEERING WHEEL B/R ALL BLACK   |
| NS1050  | BOW EYE,3/8X2 GLO, S/S         |
| NS1055  | STAINLESS DRINK HOLDER         |
| NS1065  | ANCHOR PALTE 850               |
| NS1067  | CUSHION Y34/380 BACKREST GREY  |
| NS1070  | MANUEL PROP PRO OPEN 550/650   |
| NS1073  | LIGHT NAV, BI-COLOR 13 DEG BND |
| NS1074G | TRANSOM PC GREY W/CUSHION 750  |
| NS1077  | CAP COVER SS W30MMX41CM CAD260 |
| NS1078  | CAP COVER SS 30MMX44CM 290/340 |
| NS1079  | CAP COVER SS W30MM X50CM C310  |
| NS1082  | CLEAT BOW COVER/GR CAD 260/290 |
| NS1084  | HANDLE LIFTING GR              |
| NS1085  | BOW HANDLE/WH PVC 25CM X13CM   |
| NS1088  | BOW HANDLE/WH PVC 25CM X 13CM  |
| NS1089  | HANDLE LIFTING GREY PVC        |
| NS1090  | LARGE D RING DR01601           |
| NS1091  | LARDE D-RING SS L/GREY PVC     |
| NS1092  | LARDE D-RING DR01603           |
| NS1093  | D RING/LG/WH 50MM              |
| NS1094  | LOGO BOW"NEW"GR/GR             |
| NS1095  | LOGO BOW "NEW" GR/WH           |
| NS1096  | LOGO SIDE "NEW" LG/GR/GR       |
| NS1097  | LOGO SIDE NEW GR/WH            |
| NS1098  | DR01702 MEDIUM D-RING          |
| NS1099  | DR03502 MEDIUM D-RING          |
| NS1100  | DR01705 MEDIUM D-RING          |
| NS1101  | D RING/MED WH 35MM             |
| NS1102  | OAR (ONE PIECE) COMPACT 250    |
| NS1103  | OAR (ONE PIECE) COMPACT 300    |
| NS1104  | OAR RETAINER 80MM X 132MM      |
| NS1105  | OAR LOCK ASSY(90MMX200MMX440)  |
| NS1106  | PAD TRAN/GR 30.8CMX10.4CMX5.5  |
| NS1108  | GREY TRANSOM PLATE             |
| NS1110  | RK01401 REPAIR KIT CAN         |
| NS1112  | RK03701 REPAIR KIT CAN         |
| NS1114  | RUBSTRAKE W/WH LINE 8MLX10CMW  |
| NS1115  | SE3402 SEAT ASSEMBLY CAD 290   |
| NS1117  | SW01402 WEBBING: SEAT          |
| NS1119  | WEBBING/GR/PVC WH FAB 31CMX12  |
| NS1120  | SW00601 WEBBING: SEAT          |
| NS1121  | SW00604 WEBBING: SEAT          |
| NS1124  | FABRIC HAKU PVC D-GRAY 60"X1M  |
| NS1126  | FABRIC HAKU PVC WHITE 60"X1M   |
| NS1128  | FABRIC HYPALON GREY 60"X 1M    |
| NS1130  | FABRIC HYPALON D-GREY 60" X1M  |
| NS1132  | FABRIC(60"X1M)HAKU PVC L/LGRY  |
| NS1137  | FABRIC HYPALON WHITE (60X1M)   |
| NS1138  | HOSE FITTING 3/8 TO 3/8 NPT    |
| NS1161B | HATCH 11 X 15 BLK HIGH TIDE    |

|          |                                   |
|----------|-----------------------------------|
| NS1174   | 80 AMP CIRCUIT BREAKER            |
| NS1180   | STERN EYE SS 1/2 X 4" TREAD       |
| NS1181   | CAP COVER TRAN COVER (SS) TC014   |
| NS1182   | CARRING BAG FOR COMP RIB KB021    |
| NS1183   | CARRY BAG FOR COMP RIB KB02101    |
| NS1184   | LOGO BOW LG080                    |
| NS1185   | LOGO SIDE LG081                   |
| NS1186   | LOGO SIDE LG082                   |
| NS1187   | REPAIR KIT CAN RK037              |
| NS1188   | RUBSTRAKE (PVC) RS036             |
| NS1192   | LARGE ACCESS HATCH W/LOCK         |
| NS1202   | 3/4 L CANISTER (PERKO)            |
| NS1203   | FUEL FILL - PERKO EPA COMP        |
| NS1226   | JOCKEY WINDSCREEN JCT £3          |
| NS1229   | FUEL PIPE JOINT COMP.2            |
| NS1231   | HUB ASSY, 6Y8 81920 01 00         |
| NS1233   | STERN LIGHT BRACKET 340           |
| NS1233-2 | STERN LIGHT BRKT 310 90 DEGREE    |
| NS1235G  | REC PRO 750 BOW POST GRAY W/RAIL  |
| NS1236   | USA STYLE TEAK DECK MED 500       |
| NS1240   | FUEL WATER SEPARATING FILTER      |
| NS1241   | BREAKER, SURFACE MOUNT 30 AMP     |
| NS1242   | ATC FUSE HOLDER- 40 AMP           |
| NS1246   | HOSE BARB, 1/2 NPT - 3/8" HOSE    |
| NS1264   | FUEL TANK PRO OPEN 650            |
| NS1273   | TEE CONNECTION, EXTNL VENT (EPA)  |
| NS1274   | NYL HOSE BARB- NEX 50052450T      |
| NS1276   | 72" FOLD/HALF LIGHT 1451SPL003    |
| NS1287   | LOGO LOGO FISH N'HUNT             |
| NS1295   | BENCH TYPHOON 310 L=1000          |
| NS1296   | BENCH TYPHOON 360 L=1100          |
| NS1309   | SAC BAG FISH N'HUNT TY310         |
| NS1310   | SAC BAG FISH N'HUNT TY360         |
| NS1336   | SS WATER DECK FILL 0557DPWCHR     |
| NS1345   | PRO OPEN 650 T-TOP ALUM FRAME     |
| NS1354-B | RIB LADDER MOUNT BLK RLM-B        |
| NS1356   | COMPRESSION LATCH-NON LOCKING     |
| NS1362   | ASSEMBLY FUSEBLOCK 39682A         |
| NS1364   | SPEAKER JEN 5.25 WHITE MS5006W    |
| NS1364B  | SPEAKER JEN 5.25 BLACK MS5006B    |
| NS1365   | BUNAO-N RING GASKET               |
| NS1374   | TS071 TRANSOM                     |
| NS1375   | LATCH COMPRESSION 5024-1122       |
| NS1377   | OAR STOPPER SK-ZDR12018           |
| NS1382   | TELESC PADDLE ORANGE              |
| NS1388   | TRIM&OIL HARNESS 6Y5836533000     |
| NS1389   | GAUGE HARNESS 6Y583553N000        |
| NS1392   | CMD LK 3 GA KIT TWN RD F60/75     |
| NS1402   | SPEEDOMETER TUBE 6Y5-835571000    |
| NS1405   | TRANS BOARD HDPE 2" BLK YL420     |
| NS1407   | CHROME REC.THREADED SCUPPER       |
| NS1410   | CHROME SIDE LIGHTS 0254M0012V     |
| NS1411   | JOCKEY 3 SEAT CUSHION BRACKET     |
| NS1416   | NAV LIGHT -12" STRAIGHT POLE      |
| NS1418   | 3-WAY BATTERY SELECTOR SWITCH     |
| NS1422   | SS FOLDING CLEAT 6" STUD MOUNT    |
| NS1431   | LOCKING HASP FOR HATCH 5300       |
| NS1437   | BLK 4" TWIST OUT DECK PLATE       |
| NS1440   | F TANK PRO850 150GAL 300871-4     |
| NS1443   | RECESSED SWITCH PANEL 10-POS      |
| NS1445   | ZOOM LOGO SK-ZDK09009             |
| NS1455   | HINGE BRACKET BR650 AFT SEAT      |
| NS1471   | 850 BOW POST W/RAIL PC/WHITE      |
| NS1473   | WHT 4" TWIST OUT DECK PLATE       |
| NS1477   | BATTERY ISOLATOR LEAD W/50A       |
| NS1504   | EXTRA LONG ENG BOLT L:150MM       |
| NS1505   | MEDIUM ENGINE BOLT L:130MM        |
| NS1506   | WASTE DECK PLATE FOR HOSE         |
| NS1509   | SHOWER 15.250.07 OSCULATI         |
| NS1513   | HALOGEN DECK FLOODLIGHT KIT       |
| NS1521   | PRO OPEN 550/650 STRIPPED DECAL   |
| NS1523   | ALM SEAT 800MM 2015 > CAD 200/230 |

|          |                                   |
|----------|-----------------------------------|
| NS1524   | ALM SEAT 900MM 2015 CAD.270/310   |
| NS1525   | ALM SEAT 1050MM 215 CAD 350       |
| NS1526   | SS 13" FOLDING SUPPORT LEG        |
| NS1528   | LEANING POST BACKREST 550 OPEN    |
| NS1536   | THREE BEZEL LED FLOOD LIGHT       |
| NS1537   | TRAILER TALS2660-AXLE BRAKES      |
| NS1545   | SHAKESPEARE 8' ANTENNA 5206-C     |
| NS1546   | FUSION 4" SPEAKER MS-FR4021       |
| NS1557   | 7X14 HATCH WHITE HDSS-0714-2      |
| NS1561   | SNAP IN PLUNGER 0107426           |
| NS1562   | COVER BAYRUNNER 420 604540G       |
| NS1563   | COVER YL340DL 614020G             |
| NS1568B  | PRO OPEN 650 REAR SEAT B.REST     |
| NS1569B  | PRO OPEN 650 PORT AFT SEAT        |
| NS1570B  | PRO OPEN 650 STBD AFT SEAT        |
| NS1571B  | PRO OPEN 650 CENTER AFT SEAT      |
| NS1573B  | PRO OPEN 650 LEANING POST BACK    |
| NS1580   | CMD LK TWIN 1 GAUGE               |
| NS1584   | DASH COVER FAUX CARBON FIBER      |
| NS1589   | COVER YL380DL 604560G             |
| NS1597G  | TRANSOM BREST BRK GREY W/FBAR 750 |
| NS1598   | YL420 FUEL TANK MOUNT BRACKET     |
| NS1600   | FABRIC ACHILLES T10 404M CAMEL    |
| NS1601   | FABRIC ACHILLES HYP NAVY BLUE     |
| NS1623   | YDL>15 R/STRAKE CAP STBD D-GY     |
| NS1624   | YDL>15 R/STRAKE CAP PORT D-GY     |
| NS1633   | JAHD240BT AMPLIFIER HD BT AM      |
| NS1638   | CEACAP BULKHEAD PASS BLACK        |
| NS1649   | COVER CADET 310 RIB 60467G > 12   |
| NS1650   | COVER CADET 350 604770G > 15      |
| NS1654   | CADET COMP 300 COVER 604620G      |
| NS1663   | COVER YL420DL 680820G             |
| NS1664   | COVER YL470DL 604550G             |
| NS1666   | COVER BAYRUNNER 340 617580G       |
| NS1667   | COVER BAYRUNNER 500 617430G       |
| NS1680   | 15A CHARGER INLET 191991          |
| NS1690   | ELEC PWR STEERING FLD HA5482      |
| NS1697   | LOGO DOME SEASPORT                |
| NS1702   | RP TTOP BOX/LTS NO ROD ANODIZED   |
| NS1702G  | RP TTOP BOX/LTS NO ROD GREY       |
| NS1702W  | RP TTOP BOX/LTS NO ROD WHITE      |
| NS1710PS | STARBOARD/PORT BOW ROLLER TEAK    |
| NS1711   | 12V DUAL USB & SOCKET 12V COMBO   |
| NS1723   | AVON SEASPORT 340/380 MANUAL      |
| NS1724   | AVON SEASPORT 420 MANUAL          |
| NS1725   | AVON SEASPORT 470 MANUAL          |
| NS1740   | JE0125 GAL/P650 19-21' TRAILER    |
| NS1749   | 010-01184-02 GARMIN GPSMAP        |
| NS1755   | PRO 420 TRANSOM 3/4" BW26E        |
| NS1761   | CADET 350 ALU FLOOR BAG           |
| NS1765   | ANGLE 48"x3"x3"x1/4" WHITE        |
| NS1773   | PRO 420 LID LATCH                 |
| NS1774   | BIMINI 99984 MEDLINE 740          |
| NS1775   | EPA FILL STRAIGHT FLP BLK VOPR    |
| NS1778   | THRU HULL 50-18161 WHITE          |
| NS1784   | 3" CLEAR PVC SWING CHECK VALVE    |
| NS1785   | 3" PVC MALE BARBED INSERT ADAPT   |
| NS1789   | LARGE ACCESS HATCH GREY           |
| NS1790   | ROUND ANGLED FILL 0780G00CHR      |
| NS1791   | ROUND ANGLED FILL 0780G00STS      |
| NS1793   | PERFORATED BASE STUD 97590A591    |
| NS1794   | FOAM BLOCK MED 1.38 X 3.43 X 4    |
| NS1795   | FOAM BLOCK LRG 2.5 X 45/8 X 13    |
| NS1798   | BRACKET/GAS SPRING 80/90 SS       |
| NS1799   | 888416T08 DTS POWER HARN 10'      |
| NS1802   | 892517 3/4" BULKHEAD FITTING      |
| NS1813   | PVC CUSHION TRACK-WHITE           |
| NS1814   | POLYWASHER 24622                  |
| NS1816   | HINGE 1654 3"x3"                  |
| NS1818   | BATTERY MOUNTING PLATE WHITE      |
| NS1824   | BACKREST FRM STBD 360/400         |
| NS1825   | BACKREST FRM PORT 360/400         |



|          |  |
|----------|--|
| NS1831   | ATTWOOD 6319-1 LED LIGHT                 |
| NS1845   | BACKREST FRM STBD 490                    |
| NS1846   | BACKREST FRM PORT 490                    |
| NS1849   | 16'SFT & THR CABLE 8M0082539             |
| NS1854   | 892438K08 MER HYD HOSES 8'HELM           |
| NS1864   | STRAINER 417081                          |
| NS1867   | IN-LINE STRAINER 124297                  |
| NS1871   | SPACER 1229-SS 1/2 X 1.00X.252           |
| NS1879   | INPIPE INLET CHK VALVE 0635000           |
| NS1891   | VENTED LOOP-MARE 3/4"161810              |
| NS1892   | NAV LIGHT POLE 420 DOUBLE BEND           |
| NS3232   | ATTWOOD FOLDING ALL AROUND LIGHT (SS/YL) |
| NS3340   | ML 850 TTOP 4 ROD RADAR MOUNT            |
| NZ69344C | BOW BAT T2 (TYPHOON)                     |
| V00001   | REPAIR KIT FOR A7/B7 VALVE               |
| V00005   | INFLATABLE DECK ROVER 310/311            |
| V00058   | VACUUM BAG PVC SIZE B                    |
| V00109   | CANISTER STRAPPING S/STEEL(2)            |
| V00138   | VACUUM BAG PVC SIZE A                    |
| V00339   | KEEL ROVER/ROLLAWAY 310 PVC              |
| V00396   | OAR RETAINER ASSBLY GREY (2)             |
| V00504   | VALVE C7 GREY (2)                        |
| V00783   | MEMBRANE DISC BURST 205 (1)              |
| V02539   | LATCH S/S 17618E                         |
| VC230236 | STRUT ROCA SUPPORT                       |
| VC870091 | HINGE 316 S/S                            |
| Z10202   | FLOOR MK1 HD FLOORBOARDS                 |
| Z10207   | FLOORMK2C HD FLOORBOARDS                 |
| Z10219   | FLOOR MK3 HD FLOORBOARDS                 |
| Z1088    | BIMINI UNIVERSAL 3.5 M - 5.3 M           |
| Z1113    | GREY TENDER SEAT 240/310                 |
| Z1114    | BANC ANN.340/380 GRIS 97                 |
| Z1163    | WINDSCREEN MED1/YL480                    |
| Z1167    | ROLL BAR PRO SS                          |
| Z1182    | POLOCHON 500X310 GRI-CL CN               |
| Z1184    | SEAT SUPP/GREY FABR.97(2)                |
| Z1201    | RUNNERS KIT (2)                          |
| Z1226    | CHARIOT+SANGLE (4)                       |
| Z1229    | L.SLING/TOW.BRIDLE TENDER                |
| Z1253    | BOW HOLDALL F/TENDERS 97                 |
| Z1254    | FOAM GREY F/WOOD BENCH (2)               |
| Z1255    | SEAT BENCH ON RAIL MK2C / MK2 / MK3      |
| Z1256    | FOAM RED F:WOOD BENCH 2                  |
| Z1258    | LID DAYTONA DPF 924D                     |
| Z1259    | STEERING WHEEL WHITE FOAM                |
| Z1265    | SEAT BENCH ON RAIL MK1                   |
| Z1287    | EXTINGUISHER BOX                         |
| Z1310    | MOTOR BRACKET YL 340 / 380 / 420         |
| Z1336    | H RAIL SET 400/INSERT                    |
| Z1338    | H.RAIL SET L.650/INSERT (2)              |
| Z1341    | WIND SCREEN ACCESS CONSOL                |
| Z1366    | KIT 4 FIX.PLQ IMMA.ANN.NOIR              |
| Z1383    | BATHING LADDER RIB                       |
| Z1386    | MINI CONSOLE RED                         |
| Z1387    | MINI CONSOLE WHITE                       |
| Z1392    | STRAP F/WOODEN FLOOR YL97                |
| Z1423    | 12V ELECTRIC INFLATOR                    |
| Z1436    | CADENE 8 H120 ENTR 40(1JEU)              |
| Z1439    | RIB SELF BAIL 340/380DL 1                |
| Z1449    | GAS STRUT REF.083720                     |
| Z1450    | GASOLINE OVER FLOW                       |
| Z1464    | RETAIN RECL.OAR/CLIP2GREY                |
| Z1470    | WASHER ATTAC.INNER FLAP                  |
| Z1484    | INSPECTION PLATE D130 WHI                |
| Z1488    | U-TYPE ATTACHMENT 8X100 1                |
| Z1915    | BATTERY CONNECTORS (2)                   |
| Z1944    | RIB SELF BAILER PLUG                     |
| Z1946    | RIB SELF BAILER DIAPHRAGM                |
| Z1947    | RIB SELF BAILER THRU-HULL                |
| Z1950    | BENCH SEAT SCREW KIT                     |
| Z1967    | LIFTING POINT DIAM 8 (2)                 |

|        |                                |
|--------|--------------------------------|
| Z1975  | SPEED TUBE 1 FUTURA 1337       |
| Z1976  | SPEED TUBE 2C FUT/FU.FR97      |
| Z1983  | SPEED TUBE 2FUTURA S/FR (1)    |
| Z1984  | SPEED TUBE 3 FUT.YL/FR(1)      |
| Z1985  | FLT INF/4 FUTURA YL (1)        |
| Z1988  | FUEL GAUGE/CONSOLE             |
| Z1993  | HINGE 2AXES YL500/600 (2)      |
| Z2014  | FASTROLLER PUMP ADAPTOR        |
| Z2019  | TIE DOWN STRAP F/AIRFLOOR      |
| Z2035  | T CRPS 1670DTX RG/NEO ATHENES  |
| Z2073  | OVE.PRESS.VALVE 230 MBS 5      |
| Z2078  | INFLATABLE KEEL MKIIC          |
| Z2080  | T420 KEEL 2815                 |
| Z2093  | INFLATABLE KEEL MKII           |
| Z2099  | MOTOR MOUNTING PLATE>30CV      |
| Z2107  | VALVE NICK PLAT (P10)          |
| Z2121  | LIGHT GREY.BOW HANDLE          |
| Z2133  | FALSE STR AFT MKIIIGR(P2)      |
| Z2141  | MINI LAC. CUFF KIT BLK(2)      |
| Z2143  | INFLATABLE KEEL MKIII GR       |
| Z2154  | DRAIN PLUG BLK SCREWED SET(1)  |
| Z2156  | VARNISHED PADDLE MKIVGR/V 1M40 |
| Z2180  | ECO CONS. INSERT PLUG(10)      |
| Z2189  | NUT BASE PEN MAST (P10)        |
| Z2191  | PENNANT MAST BASE PER 10       |
| Z2194  | PEN MAST BASE W SCREW(P5)      |
| Z2195  | DIAPHR VALVE INSERT(P30)       |
| Z2198  | RUB.STRAK.BLK.53X3PVC 10M      |
| Z2204  | SELF BAILER DIAPH (P20)        |
| Z2210  | SPRING I/C VALVE (P10)         |
| Z2212  | GASKET VALVE DELRIN(P20)       |
| Z2213  | GASKET VALVE CAP(P20)          |
| Z2217  | OAR (ONE PIECE) COMPACT 250    |
| Z2218  | SELF BAILER BASE (10)          |
| Z2220  | MOTOR SUP.Plate SMALLSIZE      |
| Z2221  | SELF BAILER BUNG (P10)         |
| Z2232  | VALVE INSERT BASE (P10)        |
| Z2233  | NUT VALVE INSERT BASE (P10)    |
| Z2234  | VALVE INSERT BASE WASHER(P10)  |
| Z2241  | WASHER INOX,TRANSOM (10)       |
| Z2250  | TRANSOM BRACKET TENDER (1) BLK |
| Z2271  | SPEED TUBE MK1/2C VIRAGE       |
| Z2272  | ROPE LOOP GREY (5)             |
| Z2277  | H2P FLOOR VALVE BODY (10)      |
| Z2281  | TURNKEYS F WHEEL 1290 (2)      |
| Z2302  | D RING 53MM ROUND ZOD.GREY(2)  |
| Z2303  | D RING 53 ROUND L.GREY(2)      |
| Z2305  | STRAP LOOP D-RING WH (5)       |
| Z2308  | STRAP LOOP D-RING BLK (5)      |
| Z2314  | D RING53 ROUND BLUE (3)        |
| Z2320  | BILGE PUMP DL 2005             |
| Z2321  | INFLATABLE KEEL ZED 31         |
| Z2331  | AD 25 NEO NOIR ROND (1 PAIRE)  |
| Z2367  | LIGHT GREY FABRIC 1100DTX      |
| Z2383  | FEU DE NAVIGATION PROJET       |
| Z2386  | BLACK CARRY HANDLE RIGHT       |
| Z2387  | BLACK CARRY HANDLE LEFT        |
| Z2390  | INFLATABLE KEEL MK2C GT        |
| Z2393  | STEERING WHEEL PJET 350        |
| Z2410  | INFLATABLE KEEL MKIII          |
| Z2414  | VENTILATIONS GRILL 84 X 84     |
| Z2423  | FUEL COCK KNOB                 |
| Z2426  | GAS FILLER CAP                 |
| Z2427  | REMOTE CONTROL JET             |
| Z2432  | CONSOLE LATCH (1)              |
| Z2471  | LED LIFERAFT LAMP (1)          |
| Z2499N | FLEXIBLE G3/8-G3/8 LG 0,64M    |
| Z2508  | FIBER GASKET 15X5X1,5 (30)     |
| Z2543  | COURTESY LIGHT DE LUXE RIB     |
| Z2564  | SEALING THREAD(SPOOL250G)      |
| Z2565  | SEALS (PER 100)                |
| Z2584  | KEEL 1 FUTURA 1337             |

|       |                                |
|-------|--------------------------------|
| Z2585 | KEEL 2C FUT./FUT.FR 97         |
| Z2590 | WOOD.PADDLE SUPP.BLK FABR      |
| Z2601 | MOULD.CONE F/SPO.BOAT/SR1      |
| Z2622 | STICKER CONT RAFT ISO 4>10PL   |
| Z2655 | CABLE FWD/REV PJET 2001        |
| Z2656 | SKI PYLON 650 OPEN/MEDL2       |
| Z2681 | STICKER RACING SUPER (5)       |
| Z2682 | KIT ETQ BD 10 ESPAGNE (5)      |
| Z2700 | INFLAT KEEL MKII GT/IIGR       |
| Z2710 | D RING25 ROUND ZOD.GREY 2      |
| Z2718 | KIT ETQ CL2 6/8 COMPACT ZOD(5) |
| Z2721 | INFL.KEEL CADET FR 240         |
| Z2722 | KEEL TROP/AEROTEC 305-335 03   |
| Z2724 | KEEL ZOOM 340                  |
| Z2730 | CAP/STR. MKI GT/IIGR(P10)      |
| Z2731 | STRAP ANTISPRAY TRIANGLE       |
| Z2738 | BRONZE D25 DRAIN PLUG          |
| Z2742 | LOOPED SHOCKED CORD (P10)150MM |
| Z2748 | RUB STRAK EXP/FB96 11M80       |
| Z2749 | PROF ECH PVC N 53X3 90M        |
| Z2758 | ANTI SKIDDING FINS (2)         |
| Z2760 | FL INF 2 FUTURA G/D 95         |
| Z2765 | D RING 25 BL ROUND (6)         |
| Z2770 | INFLATABLE KEEL AX3/4 98       |
| Z2789 | KEEL 2 FUTURA F/R 97           |
| Z2790 | KEEL 3 FUTURA YL/FR            |
| Z2795 | CONE END MOUL.LIGHT GR.(1)     |
| Z2796 | HARD END CONE BLACK (1)        |
| Z2807 | SAFETY RAIL CONS ACCESS        |
| Z2811 | NEOP.SUPPORT SUNSHADE Z1088(2) |
| Z2814 | BLACK PLASTIC CLIP F/OAR2      |
| Z2815 | OAR CLIP -GREY PLASTIC- (2)    |
| Z2816 | PLAST.ATTACH.OAR/BAG L.GR(4)   |
| Z2843 | HAND RAIL LOOP L400MM INOX (1) |
| Z2844 | RING F/RECL.OAR GREY PLAST.10  |
| Z2845 | RING F/RECL.OAR BLK PLAST.(10) |
| Z2856 | STD REPAIR KIT ZODIAC          |
| Z2858 | TRAPEZ.RUBBING STRAKE          |
| Z2862 | KIT LOC PLATE WHEEL(NM)        |
| Z2864 | GASKET METAL VALVE (P10)       |
| Z2868 | STRG GT R L970 ALU             |
| Z2886 | PLAS.STRAP RETAIN/GREY 10      |
| Z2887 | BLACK POLY ROPE D12(P25M)      |
| Z2892 | PE ROPE GREY 25M               |
| Z2893 | GREY STRAP 35MM (10M)          |
| Z2903 | FUEL TANK STRAP + LOOP (SET)   |
| Z2908 | HOSE FOR 3891/2907 PUMP        |
| Z2909 | STRAP BLOCK BLK.MOD.97(2)      |
| Z2969 | TELESCOPIC PADDLE BLK 1M20 (2) |
| Z2991 | JOINT NEO 60X33X2,2(10)        |
| Z2997 | BOW CARRY HANDLE BLACK NM      |
| Z2999 | D RING 53 OVAL BLK STR(2)      |
| Z3000 | GASKET VALVE (PER 25)          |
| Z3001 | GASKET INSERT BASE NEOPRE      |
| Z3031 | INFLATABLE KEEL MK3 FUTUR      |
| Z3032 | STRG GT R L1225 ALU            |
| Z3071 | STRINGER W RAIL 12X1100(1)     |
| Z3072 | STRINGER W RAIL 12X1200 (1)    |
| Z3077 | GREY CARR HD LEFT 95           |
| Z3078 | GREY CARR HD RIGHT 95          |
| Z3083 | STRAP F/97 WOODEN BENCH 2      |
| Z3143 | PLAST.FLOOR RETAINER GR10      |
| Z3162 | INST LAB B CL5 (5) 95          |
| Z3166 | INST LAB Z SY COAST(5) 95      |
| Z3207 | KEEL MK1GT 1314                |
| Z3235 | PAINTER POUCH 5M5              |
| Z3236 | PAINTER POUCH 14M              |
| Z3244 | FISHING ROD SUPPORT (1)        |
| Z3245 | D RING 25 ROUND RED (1)        |
| Z3273 | GAS STRUT OPEN 550/650         |
| Z3286 | SPANNER/DELRIN COLLAR NUT      |
| Z3289 | BLACK CORD D14 L25M POLY.      |

|        |                                  |
|--------|----------------------------------|
| Z3292  | DELRIN COLLAR NUT (10)           |
| Z3293  | GASKET INSERT DELRIN BASE(10)    |
| Z3294  | DELRN VALV INSRT BASE(10)        |
| Z3325  | PLASTIC SIDE TRANSOM (30MM)      |
| Z3327  | TRANSOM BRACKET (1) GREY         |
| Z3336  | BLACK STRAP L35MM 10M            |
| Z3338  | BENCH AEROTEC 380                |
| Z3341  | FLOORB RETAIN BUCK AER380        |
| Z3343  | CAP STR W RAIL 12MM 5R5L         |
| Z3346  | FIXING FLB STRAP AER380 4        |
| Z3362  | SAC F/TOUT NO.AEROTEC            |
| Z3409  | COIN TAB 40 PLAST JEU            |
| Z3410  | PLASTIC SIDE TRANSOM (35MM)      |
| Z3470  | BOW BAG MODELE 98 S1             |
| Z3471  | BOW BAG MODELE 98 S2             |
| Z3474  | CARRY BAG/FLOORBOARD             |
| Z3475  | SAC FLOOR GM                     |
| Z3509  | KEEL MK1GT 1316                  |
| Z3521  | FLT INF. FR320                   |
| Z3522  | FLT INF. FR380                   |
| Z3530  | STRINGER GR R+L 1430 ALUM        |
| Z3544  | GUIDE RIGID KEEL (10)            |
| Z3550  | BELLOWS JOINT AX (10)            |
| Z3554  | BOW FALSE STRINGER C5 (2)        |
| Z3557  | BLACK BOW CARRYING HANDLE        |
| Z3594  | TOOL F/INFL VALVE SEE N03594     |
| Z3609  | KEEL MK2CFGT 86                  |
| Z3610  | KEEL MK2GT 86                    |
| Z3624  | STRAP LOOP 25D RING GREYS        |
| Z3709  | CYALUME STICK (4 UNITS)          |
| Z3711  | SCREW 6X35 (50)                  |
| Z3767  | KEEL MK3GT/3GR                   |
| Z3793  | PQ TAB FAM.B VERN                |
| Z3800  | BOAT BAG S1 ADJUSTABLE 97        |
| Z3801  | BOAT BAG S2 ADJUSTABLE 97        |
| Z3865  | S134 KEEL                        |
| Z3866  | S138 KEEL                        |
| Z3914  | HINGE S/S (2) 441490             |
| Z3917  | KEEL C285 XS                     |
| Z3919  | INF.PLUG/THWART SEAT (2)         |
| Z3935  | SLATS 830X83X10 GREY (6)         |
| Z3957  | PLAST.ATTACH.OAR/BAG10BLK        |
| Z5306  | BOW DECK C3/C4 93                |
| Z5816  | AX BELLOWS COVER (P5)            |
| Z5939  | FILLING TUMBLER TH 250BAR        |
| Z5940  | SAFETY CAP RED FOR DK94 (5 UN)   |
| Z5971  | FIL.TUMBLER+SAF.VALV.PLUG        |
| Z60002 | RETAINER D30 OAR ZOOM 2001 (1)   |
| Z60010 | CARRY HANDLE ZOOM 01 (2)         |
| Z60033 | DIAPHRAGM-SELF BAILER RING SET   |
| Z60035 | CARRY BAG ZODIAC TENDER LARGE    |
| Z60037 | CARRY BAG BBD TENDER "LARGE"     |
| Z60038 | TUBE ANCHOR ROPE GUIDE WHITE SET |
| Z60052 | CAP F/SCREW.RECES.VALVE BLK(5)   |
| Z60055 | RECESSED VALVE INSERT 2002(10)   |
| Z60056 | LOCKER LATCH BLACK (1)           |
| Z60072 | AXE RECL.OAR 01 BLACK (1)        |
| Z60073 | AXE RECL.OAR 01 GREY (1)         |
| Z60074 | SUPPORT RECLINING OAR 01 BLACK   |
| Z60075 | SUPPORT RECLINING OAR 01 GREY    |
| Z60077 | SWIVEL RECLINING OAR 02 GREY     |
| Z60078 | RETAINER FOR OAR SWIVEL 02 (2)   |
| Z60086 | KIT FLEXIBLE/BANJO EVER.4/6/8    |
| Z60089 | JOINT FIBRE 14,5X8X2(10)         |
| Z60093 | BOW HANDLE ROUND-LIGHT GR.FAB    |
| Z60094 | HPP KEEL CONNECTION HOSE SET     |
| Z60099 | INFLATION VALVE 'SCOPREGA' (5)   |
| Z60100 | VALVE BASE, PVC 'SCOPREGA' (5)   |
| Z60101 | VALVE CAP 'SCOPREGA' (10)        |
| Z60105 | BAILER, LIFERAFT                 |
| Z60111 | STICKER XDC (5)                  |
| Z60113 | INSPECTION DISC (10)             |



|        |                                 |
|--------|---------------------------------|
| Z60129 | CLAPET SURPRESSION SCOP.(5)     |
| Z60135 | VACUUM BAG KIT EVERSAFE 8/10PL  |
| Z60143 | RETAINER FOR STRAP "T" GR (4)   |
| Z60145 | RETAINER FOR ROPE "T" GR. (4)   |
| Z60151 | LATTE 710X83 GRIS CLAIR (4)     |
| Z60162 | FUEL SENDER 5/650/420DL/MED3RE  |
| Z60165 | FUEL SENDER EXPL.SB II L=13"    |
| Z60166 | FUEL SENDER MED1-2C-480-530DL   |
| Z60167 | FUEL SENDER MEDLINE 2 LONG=18"  |
| Z60183 | REPLACEMENT FILTER HP>175       |
| Z60186 | STICKER -SAFETY-                |
| Z60192 | LIGHT MAST FOLDABLE +BASE03     |
| Z60195 | THRU BULKHEAD 340/380DL 03      |
| Z60199 | GAS OVER FLOW EXHAUST           |
| Z6020  | STD REPAIR KIT BOMBARD          |
| Z60203 | BUOYANCY/HULL WHITE FOAM EA     |
| Z60204 | SCREW WASHER AND CAP (10)       |
| Z60205 | BLANKING CAP 150MM DIA.         |
| Z60213 | BENCH SEAT SUPPORT >03 SET      |
| Z60217 | BODY/SCREW.RECES.VALVE GR(5)    |
| Z60218 | GRILLE DE VENTILATION D 70MM    |
| Z60219 | VENTILATION GRILL AFT PROJET    |
| Z60222 | DRAINAGE HOLE MED3(SEE N00119)  |
| Z60225 | BACK PLATE 5 SWITCHES BLKMED3   |
| Z60228 | PG CONSOLE BLANCHE (1)          |
| Z6023  | PLUG D30 CONTAIN(10)>NDRZ6023   |
| Z60234 | STOPPER F/DOOR-SEAT WH.FAB(2)   |
| Z60249 | GRILL WATER FLOW EXHAUST MED3   |
| Z6027  | BUCKLE PL. BLACK L40 (2)        |
| Z60274 | WATER FILLER CAP                |
| Z60286 | SLAT 830X83X10 NIGHT BLUE (6)   |
| Z60288 | LATCH F/BOLSTER (1)             |
| Z60301 | HAND RAIL LOOP L.650MM SS (1)   |
| Z6031  | AX ROWLOCK M90 (10)             |
| Z6032  | SUPPORT FOR AX90 OAR (10)       |
| Z60328 | BENCH GREY FOAM 275-310 R 03    |
| Z60332 | SHOWER HEAD + CONNECT.HOSE      |
| Z60350 | BENCH SEAT SCREW (SET) 03 (2)   |
| Z60351 | D RING 53MM ON OVAL L-GREY (2)  |
| Z60353 | CLIP RECEPTOR (2)               |
| Z60362 | BELLOWS HOSE F/Z2020            |
| Z60366 | WIND SCREEN SB II >02           |
| Z60394 | MAP CASE LID MED3 SET V2        |
| Z60395 | NAVY BLUE REPAIR FABRIC         |
| Z60396 | KEEL TYPHOON 285/305/335/ 04    |
| Z60397 | KEEL TYPHOON 380 04             |
| Z60401 | 6 SLATS SHEATH REMOVABLE        |
| Z60409 | KEEL MK 1 CLASSIC STD 04        |
| Z60410 | KEEL MK 2 C CLASSIC STD 04      |
| Z60411 | KEEL MK2 CLASSIC ST 04          |
| Z60412 | KEEL MK2 C FUTURA 04            |
| Z60413 | KEEL MK 2 FUTURA 04             |
| Z60414 | KEEL MK 3 FUTURA 04             |
| Z60416 | BOW BOARD MK2C/2 CL/FUT 04 BLK  |
| Z60418 | SPEED TUBE 2C FUTURA 04 (1)     |
| Z60419 | SPEED TUBE 2 FUTURA 04 (1)      |
| Z60420 | SPEED TUNE MK3 FUTURA 2004      |
| Z60432 | BENCH SEAT SUPPORT FUT>04 SET   |
| Z60435 | SCREW SET F/CUSH. FUT04 SS (6)  |
| Z60436 | TUBE ANCHOR ROPE GUIDE RED SET  |
| Z60437 | BOW BAG RED/BLACK FUTURA 04     |
| Z60443 | PLASTIC LOOP (2) F/STRAP        |
| Z60460 | TRANSOM T5 R00 ZOD.GREY         |
| Z60464 | NUT FOR MED 2 ARCH FITTING (2)  |
| Z60468 | CLAPET SURP.RDX CLII 2003/04    |
| Z60469 | OVER PRESSURE VALVE RAFT CLV 1  |
| Z60471 | OVERPRESSURE VALVE SPANNER RAF  |
| Z60498 | HATCH 517X463 WHITE (1)         |
| Z60499 | BUCKLE BLK PLAST.FIXING TUBE 2  |
| Z60501 | DIAPHRAGM /02 SELF BAILER (5)   |
| Z60502 | SELF BAILER/LEVER TYPE BLACK(1) |
| Z60515 | TRANSOM BOARD PP YL420 DL       |

|        |                                  |
|--------|----------------------------------|
| Z60518 | QUICK FIT BENCH L850 L GREY      |
| Z60519 | QUICK FIT BENCH L950 GREY        |
| Z60525 | TIE DOWN SELF BAILER CAP SR 03   |
| Z60528 | CATCH LOCKER LATCH INOX          |
| Z60529 | GAS STRUT/SWIVEL ASSY (1)        |
| Z60530 | CORNER PLATE/GAS STRUT (1)       |
| Z60544 | CONSOLE SUPPORT 340/380 DL       |
| Z60560 | QUICK FIT BENCH RETAINER GR 05   |
| Z60569 | ALU RAIL F/CUSHION L225MM        |
| Z60575 | BENCH SEAT NUTS+SCREWS(2+2) 04   |
| Z60580 | KEEL CADET 260 05                |
| Z60581 | KEEL CADET 285 05                |
| Z60582 | KEEL CADET 310 05                |
| Z60583 | KEEL CADET 340 05                |
| Z60585 | FLOOR CADET SOLID 285 > 05       |
| Z60587 | FLOOR CADET SOLID 340 > 05       |
| Z60590 | STORAGE BAG SR 260 W/O LOGO      |
| Z60591 | STORAGE BAG SR 310 W/O LOGO      |
| Z60659 | FIX.PATCH RIB TUBE /WH FAB (2)   |
| Z60660 | FIX.PATCH RIB TUBE/L.GR (2)      |
| Z60666 | ALUM.RAIL L410 /BOW CUSHION      |
| Z60681 | ALUM RAIL F/CUSHION YL 530       |
| Z60684 | GAS STRUT L275 150N              |
| Z60710 | PRE EQUIPEMENT FLAP NOIR 05      |
| Z60725 | PLOT FIX.SAC/AVIR.GR.MOYEN (4)   |
| Z60734 | SUPP/GR.FAB.V2 QCK FIT BENCH     |
| Z60735 | SUP/WHITE FAB V2 QCK FIT BENCH   |
| Z60743 | ACCESS HATCH 254X508 WH          |
| Z60756 | FIX.PATCH RIB TUBE/BLK L (2)     |
| Z60770 | BOW RAIL 470 YLDL < 11           |
| Z60790 | FLOOR CADET SOLID 260 > 05       |
| Z60798 | COLOURED FAB.PVC 06 F/REPAIR     |
| Z60802 | WIND SCREEN F/JOCK.CON S 261168  |
| Z60811 | INFLATABLE HOSE/08 FOOT PUMP     |
| Z60834 | ANCHOR S/S ROPE GUIDE            |
| Z60853 | NAVLIGHT BICLR BOW 20 MAN        |
| Z6088  | MOTOR MOUNTING PLATE S2          |
| Z60891 | D RING 42 LIGHT GREY FAB (1)     |
| Z60896 | CLAMPS (4)+ SHEATH ROPE SET      |
| Z60905 | BANJO COUPLER + O RING (10)      |
| Z60934 | PATTE FIX FOND ACTIV T/GR (6)    |
| Z60948 | STEERING WHEEL WH. TOPDRIVER     |
| Z60977 | BELLOWS-BRAVO 7 COMPLETE (1)     |
| Z60978 | BELLOWS-BRAVO 8 COMPLETE (1)     |
| Z60979 | BELLOWS-BRAVO 9 COMPLETE (1)     |
| Z60980 | BELLOWS+MANO BRAVO 9 COMPLETE    |
| Z60981 | PRESSURE GAUGE 08 FOOT PUMP      |
| Z60991 | FLUSHING COUPLER US/EU 4ST SET   |
| Z60998 | OWNER'S MANUAL PROJET 350 TC4    |
| Z61000 | SUN BATHING SET MEDLINE III      |
| Z61062 | STEERING BOX T71 FC              |
| Z61083 | SELF BAILER/LEVER TYPE GREY(1)   |
| Z61087 | SWIM LADDER LATERAL MOUNT        |
| Z61111 | REVIVAL ECOLOGICAL PASTE         |
| Z61137 | LOCKING HASP+KEYS MEDL2C/2       |
| Z61149 | ROLL BAR PRO 20 MAN              |
| Z61161 | WHEELS COMFORT > 05              |
| Z61207 | BIMINI TOP S.STEEL >530/650      |
| Z61217 | SEAT OPTIMA 525 WHITE            |
| Z61235 | OPTIMA BOLSTER WHITE             |
| Z6127  | D RING 25 MM ROUND WHITE (5)     |
| Z6128  | D RING 53MM ROUND WHITE (5)      |
| Z6134  | KIT GREY SLATS (5)               |
| Z61358 | GAS COOKER N-ZO 700              |
| Z61383 | TABLE PICNIC TABLE WOOD/ALU POLE |
| Z61385 | SKI MAST MEDLINE                 |
| Z61389 | OPTIMA 800 CONSOLE WHITE         |
| Z6141  | ICE BOX OPEN 650 54L             |
| Z61436 | SUNDECK EXT MED 580              |
| Z61438 | SUNDECK MED 660                  |
| Z61449 | BOW SUNDECK MED 740              |
| Z61453 | CABIN INSERT NZO 700 > 13        |

|        |                                  |
|--------|----------------------------------|
| Z61470 | PANEL CONS TECK SYNTH MEDLINE    |
| Z61472 | TABLE / BOLSTER MED 580          |
| Z61486 | PONT TECK SYNTH NZO 680 (FF)     |
| Z61487 | POWER WINDLASS NZO600/680 (FF)   |
| Z61514 | SUNDECK REVERSE NZO 760          |
| Z61534 | SKI POLE NZO 700/300 CV (MU)     |
| Z61546 | SKI MAST NZO 700 > 300 HP        |
| Z61553 | SUNDECK REVERSE NZO 600/680 > 15 |
| Z61558 | BIMINI MED 740 ALU BEIGE         |
| Z61613 | BIMINI MED 500 BEIGE > 2020      |
| Z61615 | LOGO MEDLINE 2014 ARG/MG         |
| Z61624 | EXT BDS MED 500 LOUNGE           |
| Z6167  | BLACK D RING 25MM (6)            |
| Z61676 | LIFTING SLING YL340DL            |
| Z61677 | LIFTING SLING YL380DL            |
| Z61678 | LIFTING SLING YL420DL            |
| Z61679 | LIFTING SLING YL470DL            |
| Z6168  | D RING 53MM ROUND BLACK (3)      |
| Z6170  | SUPPORT OAR LOCK AX M82 (2)      |
| Z61711 | DOOR WHITE 165X285 (YL)          |
| Z6179  | D RING 25 ROUND LI/GREY (1)      |
| Z61806 | BAG HD DRY TUBE 20 L BLACK       |
| Z61807 | BAG HD DRY TUBE 40 L BLACK       |
| Z61808 | BAG HD DRY TUBE 60 L BLACK       |
| Z61809 | BAG HD DUFFEL 60 L BLACK         |
| Z61810 | BAG HD DUFFEL 90 L BLACK         |
| Z61811 | BAGS 3-IN-1 ULTRA LIGHT 3/8/10   |
| Z61859 | BENCH BAG CADET (900MM)          |
| Z61860 | BENCH BAG CADET (950MM)          |
| Z61861 | BENCH BAG CADET (1000MM)         |
| Z61915 | EXT BDS MED 580 LOUNGE           |
| Z61916 | EXT BDS MED 580 FJORD            |
| Z61917 | EXT BDS MED 580 SOFT             |
| Z61928 | DELIN COMPLETE BLACK (10)        |
| Z61933 | BIMINI MED 580 BEIGE > 2020      |
| Z61934 | BIMINI MED 660 BEIGE > 2020      |
| Z62014 | KIT ETQ ISO OPEN SEA <07 (5)     |
| Z62015 | ZODIAC INSTRUCT.STICKER (5)      |
| Z62016 | BOMBARD INSTRUCT.STICKER (5)     |
| Z62017 | "CONFORME TO ISO" STICKER(5)     |
| Z62020 | STICKER ISO COASTER <07 (5)      |
| Z62021 | "STATION SERVICE " STICKER (5)   |
| Z62022 | ZODIAC "OPEN SEA " STICKER(5)    |
| Z62024 | ZODIAC "COASTER " STICKER (5)    |
| Z62031 | "CONFORM TO ISAF" STICKER (5)    |
| Z62032 | ZODIAC "RACING ISAF" STICKER 5   |
| Z62035 | "CONFORM TO COASTAL"STICKER(5)   |
| Z62037 | ZODIAC "COASTAL" STICKER (5)     |
| Z62051 | CLOSURE PROFILE ZODIAC           |
| Z62055 | CLOSURE PROFILE BOMBARD          |
| Z62058 | JUNCTION PART (10)               |
| Z62062 | CONTAINER HANDLE (2)             |
| Z62080 | "CONFORM TO ISO" VAL LABEL (5)   |
| Z62093 | FLASH LIGHT ISO9650-1 (1)        |
| Z62094 | INSIDE LIGHT ISO 9650-1          |
| Z62100 | KIT VACUUM PACK CL5 (1)          |
| Z62101 | KIT VACUUM PACK 4/6 MEN (1)      |
| Z62102 | KIT EPE 6/8/10 PL (1)            |
| Z62104 | CONTAINER SUPPORT(4)+FITTING     |
| Z62105 | BACK PLATE CONTAINER (4)         |
| Z62106 | O RING INT 9 X 1.5(20)           |
| Z62107 | PROTECT. THANNER HEAD SET        |
| Z62108 | KIT VACUUM PACK 10 PL MEN(1)     |
| Z62114 | KIT HOSE OPER.HEAD 2 OUTLET-1    |
| Z62116 | OPERATING HEAD CONIC OURLETS     |
| Z62130 | BREAKABLE LINE 2,5KF LIFERAFT    |
| Z62133 | COUPLING HOSE SET-09 LIFERAFT    |
| Z62135 | ANTI SICKNESS PILLS (10X60)      |
| Z62144 | VALISE LIFERAFT SAV SIZE 1       |
| Z62145 | VALISE LIFERAFT SAV SIZE 2       |
| Z62146 | VALISE LIFERAFT SAV SIZE 3       |
| Z62147 | VALISE LIFERAFT SAV SIZE 4       |

|        |                                    |
|--------|------------------------------------|
| Z62148 | B RESCUE DAN R EXT                 |
| Z62151 | SAC GRAB BAG ISO 9650 8/10P        |
| Z62154 | CONTAINER 800 X 530 X 315          |
| Z62155 | CANISTER 690X490X230               |
| Z62156 | CANISTER 760X490X290               |
| Z62174 | KIT TRIGGER PIN HEAD DK99 (2)      |
| Z62176 | GASKET COP CP900/Z01(10)           |
| Z62177 | STRAP(100M)& SEALS LEISURE         |
| Z62238 | STICKER ZODIAC CANIST. (10)        |
| Z6300  | OAR L160XD 35 BLACK(2)             |
| Z6301  | OAR L130XD 35 BLACK(2)             |
| Z6310  | COVER CLIPS BLACK (10)             |
| Z6423  | OAR LOCK GREY SCREWD(2)            |
| Z6424  | GREY OAR 1,30XD35 (2)              |
| Z6425  | GREY OAR 1,60XD35 (2)              |
| Z6428  | MOULD.STRAP/ROPE HOLD 1GR          |
| Z6452  | LONGERON A RAIL 12X900 (1)         |
| Z6465  | LONG GT R L1340 ALU                |
| Z6553  | PLAS.STRAP RETAINER BLACK (10)     |
| Z6573  | T305/335:SV10/15HF KEEL            |
| Z6575  | KEEL COMPLETE C3 87 TO 90          |
| Z6602  | KEEL TROPIK 380                    |
| Z6603  | GREY SLAT 610X83 (6)               |
| Z6628  | WINDSCREEN MEDLINE 2               |
| Z6631  | CAP F/GLASS SUPPORT (10)           |
| Z6640  | HASP/HINGE F/SB LOCKER (1)         |
| Z67011 | GREASE AUTOMAT.BOX JET TC4         |
| Z67022 | SWIM LAD.TELESCOP.JET 420/430      |
| Z67032 | CLAMP BOX - UPPER                  |
| Z67035 | KEY INT-L BOX                      |
| Z67039 | PTT CAP GR (6)                     |
| Z67061 | PRESSURE GAUGE BRAVO               |
| Z67064 | OAR RETAINER (2) D35 ZOOM 09       |
| Z67065 | OARS(2)D35 L130 BLACK ZOOM 09      |
| Z67066 | OARS(2) D35 L160 BLACK ZOOM 09     |
| Z67067 | RECLIN.OAR(2) D35 BLACK ZOOM09     |
| Z67068 | COUPLING CL16 STANDARD             |
| Z67070 | STAINLESS STEEL DRAIN PLUG         |
| Z67080 | EASY PUSH VALVE INSERT (2)         |
| Z67087 | STAINLESS STEEL PLUG Ø34           |
| Z67090 | BOTTOM GUARD THREAD 09 VALVE-2     |
| Z67091 | PERFOR.STEINL.STEEL LEAT L153      |
| Z67092 | BODY +SCREW +VALVE 09 GREY(1)      |
| Z67105 | SPANNER RECESSED 09 VALVES         |
| Z67130 | FABRIC OSLO WH NEO1100 P/M(ML)     |
| Z67151 | VALVE INSERT BRAVO 05 BLK (1)      |
| Z67152 | PRESSURE GAUGE BRAVO 05            |
| Z67161 | BELLOWS-BRAVO 7 BV5 VALVE          |
| Z67162 | GONFLEUR BV9- VALVE BV5            |
| Z67163 | INFLATABLE HOSE F/B5VALVE 1M70     |
| Z67164 | CONNECTOR FOR BV5 VALVE            |
| Z67166 | PATCH 2 INSERT ZO.GR FAB (1)       |
| Z67176 | WIND SCREEN OPTIMA CONSOLE/PRO 420 |
| Z67198 | BAFFLE FABRIC 110 CM (PM)          |
| Z67211 | SWITCH GREY NAV LIGHT              |
| Z67212 | SWITCH GREY COURTESY LIGHT         |
| Z67214 | SWITCH GREY BILGE PUMP             |
| Z67215 | SWITCH GREY BILGE BLOWER           |
| Z67216 | PATCH 2 INSERTS WHITE FAB (1)      |
| Z67217 | PATCH 2 INSERTS BLACK FAB (1)      |
| Z67218 | PATCH 2 INSERTS LT GR FAB (1)      |
| Z67225 | THRU HULL S/S PLUG Ø22             |
| Z67250 | HATCH 606X353                      |
| Z67252 | GRAY HATCH 270X375                 |
| Z67267 | PANEL CONS PO >09                  |
| Z67268 | DOOR ACCESS REAR PO 550            |
| Z67298 | STEERING WHEEL WINDBORNE           |
| Z6730  | BOATS REPAIR KIT                   |
| Z67300 | CAP BK EASY PUSH W/LOGO (2)        |
| Z67301 | BODY +SCREW +VALVE 09 BLK (1)      |
| Z67310 | TABLE PICNIC MED 850               |
| Z67342 | OARS GREY 160 ALU >2012 (2)        |



|        |                                 |
|--------|---------------------------------|
| Z67346 | COUSS ASS TRIB PO 550>12        |
| Z67350 | SOFT BOW CLEAT BLACK            |
| Z67351 | FABRIC LT GREY TYPHOON/ZOOM     |
| Z67372 | WINDSCREEN MEDLINE 500/540      |
| Z67375 | SPRING / PRO 750 BAILER         |
| Z67395 | CAP GR EASY PUSH LOGO >12 (2)   |
| Z67399 | BOUCH GR EASY PUSH S/LOGO (2)   |
| Z67430 | STRINGER 900 MM WAVE (2)        |
| Z67465 | CENTER CUSHI. CABINE NZO700>13  |
| Z67468 | HANDLE CLEAT PVC GREY           |
| Z67500 | LOGO PRO BLACK-WHITE 2012       |
| Z67502 | OAR LOCK GREY S.S. PIN (2)      |
| Z67503 | OAR LOCK BLACK S.S. PIN (2)     |
| Z67506 | OAR LOCK 02 GR/AXE INOX (2)     |
| Z67507 | GLUE TUBE PVC GR (15ML)         |
| Z67508 | HANDLE PVC BLACK                |
| Z67513 | REPAIR KIT BOAT NEO             |
| Z67553 | STRAP LOOP 25D.RG NEO L.GR (5)  |
| Z67557 | MOTOR MOUNTING PLATE 09         |
| Z67603 | PTT RUBSTRAKE DARK GREY (L+R)   |
| Z67613 | LOGO "Z" MOULE GRIS GM          |
| Z67615 | JOINT PVC BLANC (10ML)          |
| Z67620 | BACKREST MED 580/660 >15        |
| Z67625 | TRAPPE 254X508 BLACK            |
| Z67672 | SWIM LADDER MED./OPEN           |
| Z6776  | HASP F.LOCKER/SEAT RIB(5)       |
| Z6780  | KIT HOSE ATT. FUT.LOWER T       |
| Z67823 | WINDSCREEN CONS HXL BLUE        |
| Z67872 | BOUCH V/VITE NOIREQUIPE(10)ST\$ |
| Z6802  | RED BOW HANDLE FGT/F.SPOR       |
| Z6803  | AD 53 ROUGE OVALE STG (1)       |
| Z6821  | KEEL MK1FGT                     |
| Z6822  | KEEL MK2FGT                     |
| Z6823  | KEEL MK2CFGT                    |
| Z6824  | KEEL 2 FUTUR SPORT              |
| Z6825  | KEEL MK3FGT                     |
| Z6851  | GASKET/CAP RECESSED VALVE (25)  |
| Z6852  | JT ECROU/CORPS VALVE ENCAST/10  |
| Z6869  | LATCH LOCKER S1 (1)             |
| Z6870  | LATCH F/LOCKER S2 BLK.PLAST(1)  |
| Z6871  | HINGE FOR LOCKER LID MED2 (2)   |
| Z6875  | HINGE F/CONSOLE OP 550/650 (2)  |
| Z6876  | GAS TRUT FOR LID MEDL2 (1)      |
| Z6891  | FOAM WEDGE "AFT" PART SET       |
| Z6899  | INSPECTION DISC 2003-2007 (10)  |
| Z6902  | H PROF.ALU/9X640 WOOD.FL1       |
| Z6903  | H PROF.AL/12X715 WOOD/FL1       |
| Z69300 | BOW D-RING BLUE FAB (1)         |
| Z69301 | CARRY HANDLE BLACK SMALL (2)    |
| Z69302 | CARRY HANDLE BLACK LARGE(2)     |
| Z69303 | TOWING RING GR.FAB (2)          |
| Z69304 | BOW BAG FITTING BLK(4)          |
| Z69305 | FENDER 1TD D/GREYWHITE L=10 M   |
| Z69307 | ROPE HOLDER ZOOM 6)             |
| Z69308 | KEEL Z260 L.1800MM              |
| Z69309 | KEEL Z310 L.2250MM              |
| Z69310 | KEEL Z350 L.2550MM              |
| Z69312 | SLAT GREY ZOOM 230 (5) 09       |
| Z69314 | PLYWOOD BLUE ZOOM               |
| Z69319 | STRINGER ZO-TY L650 (2)         |
| Z69320 | STRINGER ZO-TY L1050 (2)        |
| Z69321 | STRINGER ZO-TY L650 (4)         |
| Z69324 | BENCH MODEL L=800 09            |
| Z69325 | BENCH MODEL L=900 09            |
| Z69326 | BENCH MODEL L=1050 09           |
| Z69327 | SEAT HOOK (2)                   |
| Z69329 | BENCH FITTING (2) GR. FAB.      |
| Z69332 | TRANSOM BLUE ZOOM 310           |
| Z69336 | DRAIN PLUG ASSY (1)             |
| Z69338 | PLAST.FLOOR RETAINER GREY (2)   |
| Z69339 | WOODEN TRANSOM PAD 12MM         |
| Z69340 | CARRY BAG 2009                  |

|          |                                |
|----------|--------------------------------|
| Z69341   | BOATS REPAIR KIT BL/GR 09      |
| Z69343   | BOW BAG SMALL                  |
| Z69346   | RECLINING FIX OAR 09 (2)       |
| Z69347   | BENCH BLACK TYPHOON L 1150     |
| Z69348   | BOW D-RING GREY FAB (1)        |
| Z69351   | KEEL 360 L.2495MM              |
| Z69352   | KEEL 420 L.2980MM              |
| Z69358   | DRAIN PLUG SET CADET RIB >12   |
| Z69360   | BENCH MODEL L=950 09           |
| Z69361   | BENCH MODEL L=1000 09          |
| Z69362   | BENCH MODEL L=1100 09          |
| Z69363   | BENCH MODEL L=1150 09          |
| Z69368   | CARRY BAG BOMBARD 09           |
| Z69370   | KEEL MAX3+ L.1820MM 09         |
| Z69373   | SLAT GREY MAX 3+ 09 (5)        |
| Z69405   | SLAT KIT GREY ZOOM 260 6X835   |
| Z69417   | BENCH ALU 900MM (CADET ALU)    |
| Z69418   | BENCH ALU 1050MM (CADET ALU)   |
| Z69425   | KEEL CADET230 LG1580MM MED GR  |
| Z69426   | KEEL CADET270 LG1900MM MED GR  |
| Z69427   | KEEL CADET310 LG2360MM MED GR  |
| Z69428   | KEEL CADET350 LG2750MM MED GR  |
| Z69442   | HANDLE AV CADET 15 GR-M        |
| Z69446   | FLOOR ALU CADET 270            |
| Z69448   | FLOOR ALU CADET 350            |
| Z69452   | LONGERON CADET 270 2015L800(2) |
| Z69453   | LONGERON CADET310 2015 L600(4) |
| Z69454   | LONGERON CADET350 2015 L650(4) |
| Z69456   | PATTE FIX BANC WHITE           |
| Z69458   | PLAQUE MARTYRE 12MM GR-M       |
| Z69511   | BENCH ALU 1000MM (CADET ALU)   |
| Z7020    | PVC GLUE 25CC TUBE PER 10      |
| Z7035    | SPATULA BLUNT EDGED METAL      |
| Z7041    | LIGHT GREY REPAIR FABRIC       |
| Z7045    | EYE BOLT D8 SET (LIFT.POINT1)  |
| Z7046    | BLACK G.T.FABRIC NEO 940 (PM)  |
| Z7050    | BEIGE FABRIC PM                |
| Z70500   | FABRIC NEPT GREY NEO 1500 (PM) |
| Z70503   | FABRIC NEPT GREY NEO 1050 (PM) |
| Z70506   | FABRIC RED NEO 1050 (PM)       |
| Z70507   | FABRIC ARTIC GREY NEO 1000(PM) |
| Z7051    | MEDIUM GREY REPAIR FABRIC      |
| Z7056    | SPANNER/RECESS.VALVE BODY NUT  |
| Z7057    | SPANNER RECESSED VALV.SUPPORT  |
| Z7084    | STRONGAN GREY REPAIR FAB.(PM)  |
| Z7096    | GLUE PVC TWO PART 800CC (6)    |
| Z7098    | NEO GLUE 800 CC BI COMP        |
| Z7131    | STRONGAN RED REPAIR FAB.(PM)   |
| Z7132    | REPAIR FABRIC SPT BOAT BLK PM  |
| Z7133    | HULL BLK FABRC HM NEO/HYP      |
| Z7135    | OWN.MAN.VOL2 -COMMANDO         |
| Z7151    | PRIMER 14 (GLU/GRP/PVC) 1L     |
| Z7155    | *T/STG 302 VERT                |
| Z7164    | RED FABRIC AX                  |
| Z7177    | REPAIR FABRIC PVC BLACK PM     |
| Z7195    | SUPPORT ALU BENCH/RAIL(1)      |
| Z7197    | WHITE REPAIR FABRIC            |
| Z7198    | GREY FABRIC SERIE1             |
| Z7202    | BLACK LACING CUFF (10M)        |
| Z7203    | WATERPROOF FILM S-R (1M)       |
| Z8500    | KEEL 260/285/310 STANDARD      |
| Z9313    | IGNITION SWITCH                |
| Z9405    | BACK PLATE 3 SWITCHES -BLK-    |
| Z9407    | CAP F/ SWITCH BOX BLK(2)       |
| ZK20165  | RECEIPT POIGNEE CAPOT 6338K    |
| ZK20171  | THRU HULL PERKO                |
| ZK20171B | THRU HULL 1-1/2"(BLACK)        |
| ZK20236  | TRANSOM MOTOR PLATE            |
| ZK20236B | PLAQUE WHITE.440/480/600 BLACK |
| ZK20245  | DRAIN PLUG CATCH               |
| ZK20297  | COURTESY LIGHT                 |
| ZK20299  | HATCH DAYTONA £ 912            |

|            |                                |
|------------|--------------------------------|
| ZK20299B   | HATCH 9 1/8 X 12 1/4 (BLACK)   |
| ZK20303    | PORTE ROCA                     |
| ZK20305    | BOUCH RESERVOIR                |
| ZK20307    | CUP HOLDER WHITE               |
| ZK20307B   | CUP HOLDER BLACK 4085B         |
| ZK20356    | PLASTIC BILGE COVER            |
| ZK20382    | HINGE SS ROAC #441490 WICHARD  |
| ZK20420    | SUPPORT CANNE A PECHE          |
| ZK20431    | DECK PLATE P/N DP-3200         |
| ZK20440    | FEU NAVIGATION 6911A           |
| ZK20479    | CONTREPLAQUE CADENE D.8        |
| ZK20480    | UBOLT 1/4" BACK PLATE          |
| ZK20489    | RACCORD FILETAG 1/4 TUYAU 3/8  |
| ZK20521    | SUPPORT EXTINC 50006           |
| ZK20521-1  | 2016 FIRE EXTINGUISHER BOX     |
| ZK20526    | CLAM SHELL SS                  |
| ZK20549    | BATTERY BOX                    |
| ZK20554    | WHITE INSPECTION PORT          |
| ZK20555    | LIFTING EYE WICHARD 8MM        |
| ZK20603    | ARTICULATED U BOLT 1"          |
| ZK20645    | VME MOUNTING PANEL END         |
| ZK20646    | VMM MOUNTING PANEL MIDDLE      |
| ZK20647    | VHP MOUNTING PANEL PLUG        |
| ZK20660    | RESERVOIR SOUPLE EAU 55L       |
| ZK20662    | POMPE A EAU                    |
| ZK20713    | THRU HULL P/N 7310L            |
| ZK20713-1  | THRU HULL 7350W-L 5/8          |
| ZK20719    | SUPPORT HINGE                  |
| ZK20720    | GROMMET P/N 6680               |
| ZK20721    | SOUFFLET DIAM74                |
| ZK20724    | LIGHT MAST CLIP                |
| ZK20726    | RIGGING BOOT TH MARINE         |
| ZK20741    | HAND RAIL SS                   |
| ZK20756    | FILTRE SEPARATEUR HP<100       |
| ZK20757    | FUEL WATER SEPARATO 100<HP<175 |
| ZK20774    | BAILLE A MOUILLAGE PRO 500     |
| ZK20797    | RONDELLE CUV Ø8 USINEE A4      |
| ZN90106    | WINGS SS/YL DLX COMPLETE       |
| ZN90148B   | PRO 750 TRANSOM SEAT BLK ASSY  |
| ZN90148B   | TRANSOM SEAT PRO 750 BLK ASSY  |
| ZNV130005  | VACUUM PACK APTATEUR DK99      |
| ZNV130021  | LASHING STRAP SIZE 13          |
| ZNV130840  | STANDARDFOIL-PACK/VAC.-BAG BFA |
| ZNV9030037 | DIAPHRAGM 300B COMPRESS AIR(1) |
| ZNV9032948 | RELIEF VALVE A6 2,75 PSI (2)   |
| ZNV9360940 | BATTERY DANIAMANT LIFERAFT     |
| ZNV9360947 | LAMP INSIDE/OUTSIDE DANIAMANT  |
| ZR11012    | PLAQUE COUPE BAT 250*140 WHITE |
| ZR11022    | CUP HOLDER PRO 650 HFC CONSOLE |
| ZR11023    | CAPOT REMPLISS PRO 12 MAN      |
| ZR11023B   | FUEL FILL LID BLACK            |
| ZR11027    | FUEL TANK ACCESS HATCH-WHITE   |
| ZR11027B   | FUEL TANK ACCESS HATCH-BLACK   |
| ZR11052    | BAILLE 77L PRO/MED 850         |
| ZR11053    | PASSE COQUE TOP LINE WHITE     |
| ZR11060    | PASSE COQUE D38 D46 L102 WHITE |
| ZR11120    | SRHD VACUUM FLANGE 850         |
| ZR11153    | BOUCH PASSE COQUE INOX Ø22     |
| ZR11167    | PORTE ARRIERE N-ZO 700         |
| ZR11183    | PASSE COQUE CO D19D33L69 STT   |
| ZR11204    | EVENT NYLON NOIR               |
| ZR11205    | VALVE ANTI-DEBORDEMENT         |
| ZR11206    | PRESSE ETOUPE BLACK M40        |
| ZR13120    | TUYAU ALFASPIR D80             |
| ZR13123    | TUYAU CARBURANT D50 ISO 7840   |
| ZR13276    | JOINT ETANCHEITE PVC WHITE     |
| ZR22050    | SELECTOR REAR SEAT YL 420      |
| ZR22051    | SELLERIE DOSSIER ARR YL 420    |
| ZR24037    | SAC EMBARCATION T1 (BOAT BAG)  |
| ZR24038    | SAC EMBARCATION T2 (BOAT BAG)  |
| ZR24110    | FIXATION ANCRE PRO 20 MAN      |
| ZR24206    | FABRIC WASHER /TUBE ATTACHMENT |

|           |                                 |
|-----------|---------------------------------|
| ZR25106   | DAVIER + REA A/TAQUET WHITE     |
| ZR25159   | BILGE PUMP LOCKER LID YL 420 DL |
| ZR25160   | CAPOT AV YL 420 DL              |
| ZR25271   | ENJOLIVEUR + SUPPORT X34        |
| ZR25280   | ACCESS HATCH 10X20 WHITE        |
| ZR25280-B | DECK PLATE DP-10-20 BLACK       |
| ZR25290   | CAPOT LECTEUR CARTE MED3 V2     |
| ZR25329   | BAILLE 84L+CLOISON PRO 12 MAN   |
| ZR25404   | BAILLE 91L+CLOISON PRO 15 MAN   |
| ZR26047   | TIGE DE MAINTIEN CAPOT INOX     |
| ZR26123   | ADJUSTABLE ELBOW FITTING 3/8"   |
| ZR26139   | CONTREPLAQUE CADENE D6 INOX     |
| ZR26140   | CATCH PIN                       |
| ZR26161   | D RING 8MM BACKPLATE            |
| ZR26202   | DOUILLE D12 FILETAGE 1/2"       |
| ZR26210   | HINGE 97X37X2 INOX              |
| ZR26239   | RESSORT A GAZ L275 150N         |
| ZR26255   | BRACKETT FOR FUEL TANK 650 HFC  |
| ZR26259   | OVAL LIFTING EYE 201-LE ACCON   |
| ZR26270   | HINGE 120X60X3 INOX             |
| ZR26275-1 | SWIVEL HASP/FLUSH 221135        |
| ZR26276   | RECEPT FERMOIR ROTAT. PRO       |
| ZR26280   | CADENE ETANCHE 12X110 BLACKE    |
| ZR26281   | BOUCH ESSENCE PRO 20 MAN        |
| ZR26401   | COMPRESSION LATCH D50 GREEN     |
| ZR26532   | TIGE FILETEE D10 410 MM INOX    |
| ZR26594   | PASSE COQUE MI INOX D25 COUDE   |
| ZR26602   | PLATINE FIX RESERVOIR PRO20 V2  |
| ZR26621   | FEU BICOLORE LED NZO700/SE DL   |
| ZR26632   | TAQUET PERCE L153 INOX          |
| ZR26633   | POIGNEE STANDARD L219 INOX      |
| ZR26634   | GRILLE INLET VENTILATOR V2      |
| ZR26636   | DAVIER REPLIABLE INOX V2        |
| ZR26639   | PASSE COQUE DR D16D33L83 STT    |
| ZR30022   | QUICK CONNECTOR FUEL 7,89       |
| ZR35170   | INTERRUP 2 POSITIONS N-ZO       |
| ZR90310   | COLLE NEO CHIMIPRENE 4202 UV    |
| ZS20058   | COOLER CORNERS                  |
| ZS51008   | PLASTIC LATCH/KEY               |
| ZS51014   | SIDE HAND RAIL                  |
| ZS51046   | CAPOTA COFRE DEL PRO O650       |
| ZS51046B  | FRONT LOCKER LID PRO 650 OPEN   |
| ZS51048   | REAR LOCKER LID PRO 650 OPEN    |
| ZS51048B  | REAR LOCKER LID PRO 650 OPEN    |
| ZS51050   | NEVERA 54L                      |
| ZS51054   | PRO 650 INNER LIDS KIT          |
| ZS51065   | SACO PLASTICO 8586 LINER        |
| ZS51067   | PASSE CABLE 105X65 BLACK        |
| ZS51087   | BRONZE GARBOARD DRAIN PLUG      |
| ZS51141   | TRAPPE RONDE D 203 WHITE        |
| ZS51146B  | SPLASHWELL DRAIN (BLACK)        |
| ZS51146W  | SPLASHWELL DRAIN (WHITE)        |
| ZS53006   | SWITCH PANEL 5 POSITIONS        |
| ZS53018   | HUILE SEA STAR                  |
| ZS53034   | ALLUME CIGARE MED 3             |
| ZS53044   | SKIN FITTING WHITE              |
| ZS53044B  | THRU HULL 3/4" BILGE (BLACK)    |
| ZS53096   | TRAPPE PONT                     |
| ZS53096B  | TRAPPE PONT- BLACK 505-309      |
| ZT02646   | EMB DN BASC. 01 GR-CL CT        |
| ZT02754   | LIGHT GREY THOLE PIN SHELL      |
| ZT02775   | COMPLETE GREY SELF BAILER       |
| ZT03719   | VALVE MONTEE 09 GR- CL          |
| ZT03720   | VALVE MONTEE 09 BLACK           |
| ZT03733   | OAR KIT ALU D35 L130 GREY 09    |
| ZT03736   | OAR KIT ALU D35 L160 GREY 09    |
| ZT03904   | *SKIN ORC 8 MEN                 |
| ZT04001   | DAVIER PVC BLACK SCOPREGA       |
| ZT04002   | DAVIER PVC GREY SCOPREGA        |
| ZT04214   | TOILET BLOQUEUR AVIRON GREY     |
| ZT93308   | PARE EAU PRO MAN ROUGE (JEUX)   |
| ZT93310   | PARE EAU BLACK (JEUX)           |



|         |                                 |
|---------|---------------------------------|
| ZT93311 | BAV ETAN EXPL 420 DB BLACKE     |
| ZT93312 | BAV ETAN PRO 7 MAN BLACKE       |
| ZT93314 | BAV ETAN PRO 9 MAN BLACKE       |
| ZT93316 | BAV ETAN PRO 12 MAN BLACKE      |
| ZT93317 | BAV AV EXPL 420 DB BLACK        |
| ZT93320 | BAV AV PRO 7 MAN GREY           |
| ZT93321 | BAV AV PRO 9 MAN ROUGE          |
| ZT93325 | RALINGUE SUP. 1120 BLACKE       |
| ZT93333 | MINI RALINGUE INF. L200 BLACKE  |
| ZT93335 | PARE EAU PRO MAN GR-Z (JEU)     |
| ZT93417 | MINI RALINGUE INF. 200 GR-CL    |
| ZT93450 | RAL INF 4250 BLACKE AVEC PATTE  |
| ZT93470 | BAV ETAN PRO OPEN 550           |
| ZT93471 | BAV AV YL600RL/PRO OPEN550      |
| ZT93476 | BAV AV MEDLINE 1                |
| ZT93477 | BAV ETAN MEDLINE 1              |
| ZT93526 | PARE EAU PRO 420/470 ROUGE(JEU) |
| ZT93527 | BAV AV PRO 470-SECURITE-90      |
| ZT93542 | BAV ETAN EXPLOREUR 385 WB       |
| ZT93549 | PARE EAU M2 BLACK               |
| ZT93564 | SPLASH VANE TRANSOM STRAP       |
| ZT93567 | BAV ETAN PRO II 470             |
| ZT93601 | PARE EAU M1 RG AVEC OEILLET(2)  |
| ZT93602 | BAV AV PRO II 420 ROUGE         |
| ZT93603 | BAV ETAN PRO II 420 ROUGE       |
| ZT93622 | BAV AV WB 420/470 ROUGE         |
| ZT93631 | EXTERNAL BOW SKIRT              |
| ZT93632 | BAV ETAN EXPL 600 BLACK         |
| ZT93653 | BAV AV PRO 420 ROUGE            |
| ZT93721 | PARE EAU GR-CL (JEU)            |
| ZT93734 | BAV AV PRO 500 BLEU             |
| ZT93735 | BAV AV PRO 500 BLACK            |
| ZT93737 | BAV AV PRO 550 BLACK            |
| ZT93740 | BAV AV PRO OPEN 550 GR-Z        |
| ZT93753 | BAV AV MEDLINE 2012             |
| ZT93754 | BAV ETAN MEDLINE 500            |

|          |                                |
|----------|--------------------------------|
| ZT93755  | BAV ETAN MEDLINE 540           |
| ZT93757  | LOGO MEDLINE BLC/GR            |
| ZT93761  | BOW SECURING STRAP             |
| ZT93764  | BAV ETAN MEDLINE 580           |
| ZT93765  | BAV AV MEDLINE 580             |
| ZT93774  | LOGO 100X100 BLC-GR 2012       |
| ZT93775  | LOGO 100X100 GREY CL-GREY 12   |
| ZT93776  | LOGO 100X100 GR Z-WHITE 2012   |
| ZT93779  | LOGO 200X200 WHITE-GREY 2012   |
| ZT93780  | LOGO 200X200 GREY CL-GREY 12   |
| ZT93782  | LOGO 200X200 ROUGE-WHITE 2012  |
| ZT93783  | LOGO 200X200 GREY Z/WHITE 2012 |
| ZT93784  | LOGO 200X200 BLACK-WHITE 2012  |
| ZT93821  | LOGO EXPL BLANC-NOIR           |
| ZT94171  | T PVC 144 900 MHL GRI-ZO       |
| ZT94174  | T PVC 144 900 MHL BLC-OP       |
| ZU90028  | T NEO 244 1100 ARZ CARAMEL     |
| ZU90250  | DECO NZO 680                   |
| ZU90289  | LOGO DOME ZODIAC 2012          |
| ZU90312  | CONSOLE SEAT Z760              |
| ZU90609  | CAPOT BAM MED 2014 DOLPH GRAY  |
| ZU90696  | T NEO 544 1500 P&F SANDY BROWN |
| ZU90726  | COUS BDS AV CENT Z760 2015     |
| ZU90856  | LOGO PRO OPEN NEO AIL BLC 2015 |
| ZU91652  | COUS DOSSIER CARRE AR GT850    |
| ZU91808  | FERMOIR ROTATIF AVEC SERRURE   |
| ZU91824  | PARE BRISE OPEN 2018           |
| Z67088   | WINDSCREEN OPEN 550/650 09     |
| NS1583   | WINDSCREEN OPEN 650> 2016      |
| N01009   | WINDSCREEN PRO SERIE CONSOLE   |
| N02028B  | TOW ARCH PC REC PRO 650 BLK    |
| N02028G  | TOW ARCH PC REC PRO 650 GREY   |
| N02028W  | TOW ARCH PC REC PRO 650 WHITE  |
| NS1234B  | TOW ARCH PC REC PRO 750 BLACK  |
| ZN90136B | SUNDECK PRO OPEN 550 US > 15   |
| ZN90135B | SUNDECK PRO OPEN 650 US > 15   |



## All Our Suppliers:

**QUICKSILVER**  
INFLATABLES

**ZODIAC**

**ZODIAC**  
**MILPRO**

**Bombard**

**SEACHOICE**  
PRODUCTS

**AKA**  
MARINE



MADE IN THE U.S.A.

**BROWNELL**  
BOAT STANDS & EQUIPMENT



**WOW**



**Seamax**  
adventure on water

**JOBET**

**CARVER**  
by COVERCRAFT.

**Weaver**  
Marine Products

**Sierra**  
Marine Engine and Drive Parts

**MEGAWARE**

**BRAVO**

**Scepter**  
MARINE

**PANTHER**

**STABOND**

**MOELLER**  
marine products

**BLUE SEA**  
SYSTEMS

**Scotty**

**Oceanid**  
WATER RESCUE CRAFT

**CRC**



**FULL**  
**THROTTLE**

**RAILBLAZA**  
HOLD EVERYTHING...

**Captain**  
**PHAB**

**NRS**



**MINN KOTA**

**DURAS**

**ORION**  
The Brightest Name in Safety

**Prop Guard**  
NO EXCUSES







WE MAKE ORDERING FROM US EASY AS 1, 2, 3....

YOU CAN CALL US...

MANITOBA LOCAL: 204-795-5950

TOLL-FREE: 844-747-4677

E-MAIL US...

GASHOPPERINC@HOTMAIL.COM

SALES@THEINFLATABLEBOATSHOP.COM

OR PLACE AN ORDER ON OUR WEBSITES

WWW.GASHOPPERINC.COM

WWW.THEINFLATABLEBOATSHOP.COM

THIS CATALOG IS SPECIFICALLY DESIGNED FOR INFLATABLE  
BOATS AND EVERYTHING SAFE FOR INFLATABLE BOATS!

***STAY SAFE AND HAPPY BOATING!!!***



# ***SUPER SEAL -***

## ***500 ML.***



**NEW  
LOOK...  
SAME GREAT  
FORMULA!!!**

## **Inflatable Boat and Toy Sealant!!!**

**SUPER SEAL stops air leaks on your inflatable from the inside out. Seals minor pin hole, small leaks, seam leaks and material porosity leaks. SUPER SEAL can be used on inflatable boats, air floors, kayaks, canoes, toys and much more. Follow as directed for a perfect seal.**

**For PVC, Hypalon, CSM, Neoprene, Vinyl, PU and Rubber Materials**

- Easy to use**
- Seals seam leaks**
- Plugs small holes and porosity leaks**

**500mL / 16 oz.**

**MADE IN CANADA**

