

# **GASHOPPER** **GA**

**INCORPORATED**  
[theinflatableboatshop.com](http://theinflatableboatshop.com)  
A Division of GasHopper Inc. ©



# 2025 BOATS AND WATERSPORTS CATALOG



GASHOPPER INC. / THEINFLATABLEBOATSHOP.COM  
80075 Road 32E East Selkirk, MB R0E 0M0 Canada  
Local: 204-795-5950 Toll-Free: 844-747-4677



## ***A family owned company...***

GasHopper Inc. / THEINFLATABLEBOATSHOP.COM, we carry inflatable boats, marine parts and fix those uh oh's when you hit a rock. Big or small, we fix them all. We make getting your boat back on the water, easy as 1, 2, 3.

GasHopper Inc. / THEINFLATABLEBOATSHOP.COM, is a family owned and operated company that got started with a vision. A vision to provide easy and affordable repair services for the marine industry. We started out as providing mobile 12 volt electronics installation and service company for the automotive industry. Giving electrical and electronic repairs, installations, sales and services right to your door since 2015. In 2016 we started our focus on the inflatable boats repairs.

Now being Manitoba's and Central Canada's main choice for inflatable boats and boat repair, we strive at giving you the best prices and service wherever possible. We provide an all around service at getting your boat back on the water easy, or making your next or first inflatable boat purchase knowledgeable and easy.

We want to help you enjoy and make more of your precious time by providing the best services and sales experience possible. Our service is second to none. We take great pride in offering the greatest customer experience while giving you expert technician and/or sales services.

## ***Our Mission...***

Our mission is simple. Becoming Central Canada's main choice for inflatable boats, parts and repairs. We have the largest selection and access to inflatable boats, parts and much more for all our clients in the marine industry. Whether you own a fleet of boats, or just wanting to purchase your first marine product, we're here to provide you with expert advice and best prices possible.

## ***Marine Experts...***

With over 20+ years in the repair industry, our head tech, owner and boss, Steven Fredericks, comes from an extensive background in the marine industry. His pride and quality of work is second to none. He makes sure every client/customer is happy with their repair or purchase.

# NOTES:

NOTES:

## TERMS AND CONDITIONS

In using this catalog you are deemed to have read and agreed to these following terms and conditions: The following terminology applies to these Terms and Conditions, Privacy Statement and Disclaimer Notice and any or all Agreements: "Client", "You" and "Your" refers to you, the person accessing this catalog and accepting the Company's terms and conditions. "The Company", "Ourselves", "We" and "Us", refers to GasHopper Inc and theinflatableboatshop.com. "Party", "Parties", or "Us", refers to both the Client and ourselves, or either the Client or ourselves. All terms refer to the offer, acceptance and consideration of payment necessary to undertake the process of our assistance to the Client in the most appropriate manner, whether by formal meetings of a fixed duration, or any other means, for the express purpose of meeting the Client's needs in respect of provision of the Company's stated services/products, in accordance with and subject to, prevailing Canadian Law. Any use of the above terminology or other words in the singular, plural, capitalization and/or he/she or they, are taken as interchangeable and therefore as referring to same.

### How To Order:

Placing an order can be done multiple ways; through our websites 'www.theinflatableboatshop.com' or 'gashopperinc.com', direct E-Mail to' gashopperinc@hotmail.com' or 'sales@theinflatableboats.com', or by calling us at: Manitoba Local: 204-795-5950 Toll-Free 844-747-4677.

### Payments:

Certified cheques, Credit/Debit Cards, Bank Draft, CASH, PAYPAL, Wire Transfers or E-Transfers are all acceptable methods of payment. Our Terms are payment in full at time of purchase. All goods remain the property of the GasHopper Inc until monies owed are paid for in full. Monies that remains outstanding on invoices and/or payments by the due date, will incur a \$50.00 late payment interest at the rate of 5% above the prevailing base rate on the outstanding balance until such time as the balance is paid in full and final settlement. We reserve the right to seek recovery of any monies remaining unpaid ninety days from the date of invoice via collection Agencies and/or through the Small Claims Court in the event that the outstanding balance does not exceed \$5000. In such circumstances, you shall be liable for any and all additional administrative and/or court costs. If properties are part of the outstanding invoices and/or payments, properties will then be resold with no monies being returned. In the event resale doesn't cover expenses incurred on outstanding payments and/or invoices, you the customer will be liable for remaining monies owed.

Returned cheques will incur a \$65 charge to cover banking fees and administrative costs. In an instance of a second Returned cheque, we reserve the right to terminate the arrangement and, if agreed to, we shall insist on future cash transactions only. Consequently, all bookings and/or transactions and agreements entered into will cease with immediate effect until such time as any and all outstanding monies are recovered in full.

### Refunds, credits and Returns:

All Sales are final! No credits, returns or refunds.

In the event an item(s) becomes unavailable from the manufacturer after backorder purchase, a full refund will be sent or a store credit, whichever you the customer decide to choose.

### Cancellation Policy:

Minimum 24 hours notice of cancellation required. Notification for instance, in person, via email, mobile phone 'text message' and/or fax, or any other means will be accepted subject to confirmation in writing. We reserve the right to levy a \$100 charge to cover any subsequent administrative expenses.

Cancellations are not acceptable if special orders, or particular items were ordered in advanced and therefore no monies will be return.

**Shipping and Delivery:**

Deliveries and shipping method(s) are chosen at time of check out or whenever suggested through e-mail or phone call. We may sometimes under certain circumstances, switch shipping or delivery couriers at anytime that we feel fit to properly deliver the item(s) purchased in a safe matter. We are not responsible for damaged caused during shipping and/or freight deliveries. Item(s) damaged during shipping; you the customer will have to notify us immediately, to make a claim with the delivery company. Delivery time: is referred to item(s) or product(s) purchased and the time it takes to get them packaged and/or ready for shipping. We are not responsible for delays that are out of our control. All item(s) and/or product(s) that are shipped or freight delivery will have limited insurance provided to reduce shipping cost. If additional insurance is requested or required, please contact us immediately so we can adjust the shipping charges and insurances, and bill you the customer accordingly.

Some items are only available to Canadian residence only or cannot be shipped outside of North America. For non-Canadian residences, we strongly recommend that you the customer, contact us so we can find the best shipping method possible for you without any inconveniences or delays.

Global Shipping Logistics that covers all four corners of the globe... Our team is dedicated in providing world-wide international shipping logistics for everything we sell here at GasHopper Inc. and The Inflatable Boat Shop. We know getting some inflatable boat parts or supplies may be difficult to get in your region, so we have reached to various global shipping agencies that provide reliable transportation for everything we sell. We're proud to be a global supplier of products for the marine industry. Contact us for more information.

**Copyright Notice:**

Copyright and other relevant intellectual property rights exist on all text relating to the Company's services and the full content of this catalog.

This Company's logo is a registered trademark of GasHopper Inc. in Canada and other countries. The brand names and specific services of GasHopper Inc., theinflatableboatshop.com, and/or other company products featured on this catalog are trademarked by GasHopper Inc and/or by the respected manufacturer of the product.

**General:**

The laws of Canada govern these terms and conditions. By accessing our catalog and using our services/buying our products, you consent to these terms and conditions and to the exclusive jurisdiction of the Canadian courts in all disputes arising out of such access. If any of these terms are deemed invalid or unenforceable for any reason (including, but not limited to the exclusions and limitations set out above), then the invalid or unenforceable provision will be severed from these terms and the remaining terms will continue to apply. Failure of the Company to enforce any of the provisions set out in these Terms and Conditions and any Agreement, or failure to exercise any option to terminate, shall not be construed as waiver of such provisions and shall not affect the validity of these Terms and Conditions or of any Agreement or any part thereof, or the right thereafter to enforce each and every provision. These Terms and Conditions shall not be amended, modified, varied or supplemented except in writing and signed by duly authorized representatives of the Company.

**Notification of Changes:**

If there are any changes to our privacy policy, we will announce that these changes have been made on our website and on other key pages on our site. If there are any changes in how we use our site customers Personally Identifiable Information, notification by e-mail or postal mail will be made to those affected by this change. Any changes to our privacy policy will be posted on our web site 30 days prior to these changes taking place. You are therefore advised to re-read this statement on a regular basis.

FINANCING NOW AVAILABLE

FINANCING NOW AVAILABLE WITH...

Financeit

Affordable Payment Plans

APPLY FOR FINANCING UP TO \$100,000...

FIND OUT IF YOU PRE-QUALIFY IN SECONDS.




























NO OBLIGATION, NO COMMITMENT



**GasHopper Inc.** **GH**  
 PH:204-795-5950 | TF:844-747-4677  
 East SELKIRK, Manitoba, Canada  
**Central Canada's Inflatable Boat Specialists**  
[theinflatableboatshop.com](http://theinflatableboatshop.com)  
A Division of GasHopper Inc.®

**LOOK FOR THE *NEW* TO SEE ALL OUR NEW 2025 ADDITIONS!!!**

TABLE OF CONTENTS

INFLATABLE BOATS.....	7	
RHIB BOATS (RIGID-HULL INFLATALE BOATS).....	14	
WATERSPORTS.....	18	
ACCESSORIES.....	28	
AIR VALVES AND VALVE CAPS.....	30	
ANCHORS, ROPES, SLINGS AND DAVITS.....	32	
BATTERIES.....	34	
BOAT SAFETY.....	35	
CLEANERS, CHEMICALS AND POLISHES.....	39	
CONSOLES AND SEATING.....	41	
D-RINGS, TOW RINGS AND LIFTING HANDLES.....	45	
ELECTRICAL AND LIGHTING COMPONENTS.....	47	
FABRICS, REPAIR KITS AND PATCHES.....	50	
HULL/BODY MAINTENACE AND REPAIR.....	55	
FUEL SYSTEMS AND ENGINE SERVICE.....	57	
OARS, PADDLES AND KITS.....	63	
GEL COATS AND PIGMENTS.....	65	
PUMPS, HOSES AND ADAPTERS.....	66	
REPAIR GLUE, EPOXY AND SEALANTS.....	69	
SPECIALTY TOOLS AND SUPPLIES.....	71	
TOWERS, RADAR ARCHES AND TOPS.....	73	
TRANSOMS, DRAINS AND HARDWARE.....	77	
WINTERIZATION, COVERS AND STORAGE.....	81	
SEARCH AND RESCUE.....	83	
GASHOPPER CLOTHING.....	87	
QUICKSILVER INFLATABLE BOAT PARTS LISTINGS.....	89	
ALL ZODIAC-NAUTIC PARTS LISTINGS.....	92	

# INFLATABLE BOATS



## ZODIAC

Zodiac Nautic has its origins in the 'Société française de ballons dirigeables et d'aviation Zodiac', a specialist in the production of airships. One of its engineers, Pierre Debroutelle, invented the first inflatable boat prototypes in the 1930s for the Aéronavale (French Naval Air Force), which was looking for easy and innovative solutions for military transport.

With a wide range of dinghy models available in the CADET tenders, Zodiac is sure to have the right model for you!



## CADET TENDERS

Model:	Fabric	Capacity:	Max HP	Length:	Beam:	Tube Diameter:	Weight: Lbs.		
Cadet Aero	200	PVC	463	2	3	6'7"	4'5"	14"	44
	230	PVC	662	3	4	7'7"	4'5"	14"	53
	270	PVC	926	3+1	6	8'10"	5'	17"	68
	310	PVC	1257	5	10	10'2"	5'1"	17"	77
	350	PVC	1367	6	15	11'6"	5'8"	18"	93
Cadet Alu	270	PVC	992	3+1	8	8'10"	5'	17"	82
	310	PVC	1323	5	15	10'2"	5'1"	17"	88
	350	PVC	1433	6	20	11'6"	5'8"	18"	148







A Bombard™ boat is first of all a boat made for the sea – functional, safe, strong and reliable: there is no kidding with the sea. This absolute rigor in the conception and building of our boats doesn't keep us from also offering equipment to make life on board easier and to do all sea activities: diving, skiing, wakeboarding, fishing, spearfishing, etc.

**The Commando is a boat made for action.**


It was built without embellishments: rigid keel, aluminum floor, it makes its way with power and precision, in all circumstances. Is it a surprise that it attracted explorers as well as fishing and spearfishing fans?



## COMMANDO SERIES

Commando Series available in two color choices: RED or BLACK

Series	Model	Fabric	Capacity		Max HP	Length (ft)	Beam (ft)	Weight: (lbs.)
Commando	C3	PVC	1653	6	40	12'6"	5'9"	216
	C4	PVC	1918	7	50	14'1"	5'9"	240
	C5	PVC	2535	9	60L	15'5"	6'3"	282



# QUICKSILVER®

## INFLATABLES

PORTABLE, AFFORDABLE FUN!!!



TENDY



SPORT

Models	Fabric	Fabric Thickness	Length (m - ft)	Beam (m)	Tube diameter (cm)	Weight (Kg) (incl. oars/paddles)	Max HP
240 TENDY Slatted	PVC	0,7 mm	2.40m - 7' 10"	1.34	36	18.8	4
250 AIRDECK	PVC	0,9 mm	2.49m - 8' 2"	1.52	42	28.0	5
320 AIRDECK	PVC	0,9 mm	3.20m - 10' 5"	1.52	42	42.0	20
300 SPORT (Alu Floor) Medium-Grey	PVC	0,9 mm	3.00m - 9' 10"	1.52	42	49.0	15
320 SPORT (Alu Floor) Medium-Grey	PVC	0,9 mm	3.20m - 10' 5"	1.52	42	54.0	20
365 SPORT HD (Alu Floor) Medium-Grey or Rescue Red	PVC	1,2 mm	3.65m - 11' 11"	1.70	44	79.0	25
470 SPORT HD (Alu Floor) Medium-Grey or Rescue Red	PVC	1,2 mm	4.70m - 15' 5"	1.92	50	129.0	60



# ZODIAC MILPRO

As the mission profiles of our Military and Professional users continue to become ever more challenging and complex, the Zodiac MILPRO Group continues to innovate and develop new platforms to make those missions successful. Through the years, Zodiac MILPRO™ has developed many ranges to match every mission profile!



## GRAND RAID SERIES

INFLATABLE WORK BOATS

Model:	Fabric:	Capacity:		Max HP	Length:	Beam:	Weight: Lbs.
MK2 GR	HYPALON/NEO	2006	7	55 hp	4,20 m – 13' 9"	1,75 m – 5' 9"	201 lb
MK3 GR	HYPALON/NEO	2692	9	65 hp	4,70 m – 15' 5"	1,90 m – 6' 3"	247 lb
MK4 HD	HYPALON/NEO	3968	13	80HP / X2 40 hp	5,30 m – 17' 5"	2,14 m – 7' 0"	331 lb



**AKA Marine - A Zodiac-Nautic Product**  
Commercial Inflatable Boats meant for the rigorous work applications thrown at them.



## FOLDABLES

Model	Fabric	Capacity (kg - lbs)		Max HP	Length m - ft	Beam m - ft	Diameter m - ft	Weight kg - lbs
F43H-C	HYP/NEO	950 - 2094	8 persons	50	4,30 - 14,1"	1,88 - 6'2'	0,48 - 1'7"	116 - 256
F47H-C	HYP/NEO	1150 - 2535	9 persons	60	4,7 - 15,5'	1,9 - 6'3'	0,5 - 1'8"	128 - 282

# ZODIAC MILPRO

Zodiac Milpro™ has developed the ZMSR 380 in collaboration with the International Federation of Rescue. This very light and extremely maneuverable boat is technically accomplished and is particularly efficient in terms of seaworthiness and practical capabilities face to jet skis and other beach rescue material.



## ZMSR SERIES

ZODIAC MILPRO™ SURF RESCUE

Available in Composite, Aluminum or Air-floor configuration:

Model:	Fabric:	Capacity:	Max HP	Length:	Beam:	Weight: Lbs.
ZMSR 380	HYPALON/NEO	700 kg – 1543 lb	6 30hp	3,81 m – 12' 6"	1,68 m – 5' 6"	81kg – 179 lb
ERB 310	HYPALON/NEO	530 kg – 1168 lb	4 10 hp	3,20 m – 10' 6"	1,6 m – 5' 3"	39 kg up to 61kg 86 lb up to 134 lb
ERB 380	HYPALON/NEO	777 kg – 1713 lb	7 30 hp	3,93 m – 12' 11"	1,68 m – 5' 6"	54 kg up to 86kg 119 lb up to 190 lb
ERB 400	HYPALON/NEO	920 kg – 2028 lb	8 40 hp	4,10 m – 13' 5"	1,9 m – 6' 3"	65 kg up to 99kg 143 lb up to 218lb

Designed to meet the specific requirements of inland search and rescue organizations, the Emergency Response Boat (ERB) ranges go from storage bag to ready for use in three minutes thanks to their fast-inflation kit.



## ERB SERIES

EMERGENCY RESCUE BOATS



# ZODIAC MILPRO

INFLATABLE BOATS





**SWELLFISH OUTDOOR EQUIPMENT COMPANY**



**CLASSIC SERIES**

Model	Fabric	Capacity (lbs)		Max HP	Length (cm – ft)
350	PVC	1789	7 persons	25HP	350cm - 11ft. 6in.
390	PVC	1962	9 persons	35HP	390cm – 12FT 10IN.
430	PVC	2686	10 persons	45HP	430CM – 14FT 1IN.
470	PVC	2930	11 persons	50HP	470CM – 15FT 5IN



**FS RESCUE SERIES**

SEARCH AND RESCUE

Model	Fabric	Capacity (lbs)		Max HP	Length (cm – ft)
FS 420	PVC	2686	10 persons	45HP	430CM – 14FT 4IN.
FS 470	PVC	2930	11 persons	55 HP	470CM – 15FT 5IN

**Seamax Marine**



**OCEAN PRO SERIES**

Model	Fabric	Capacity (lbs)		Max HP	Length (cm – ft)
Ocean 600T Pro	HYPALON/CSM	4289	18 persons	60HP	600cm – 19ft. 5in.

# RHIB BOATS

(RIGID-HULL INFLATABLE BOATS)

Your next adventure is around the corner. With the largest access for Rigid Hull Inflatable Boats in Central Canada, we have what you're looking. Whether you're looking for your next tender for your boat, to commercial style heavy duty rugged boats meant for whatever throws at them.



## ZODIAC

Equipped with an aluminum double-floor hull, they offer an exceptional sailing experience on this type of format! Their light weight makes them easier to handle and reduces the strain on your yacht's davits.

Now you can choose between our PVC tubes designed in Mehler fabric or our UVresistant NEO tubes by Orca, all in vibrant new colors!



## NOMAD RIB-ALU

Model:	Fabric	Capacity:	Max HP	Length:	Beam:	Tube Diameter:	Weight: Lbs.
NOMAD	PVC	1020	5	6'9"	4'5"	14"	44
RIB-ALU	PVC	1208	6	7'7"	4'5"	14"	49
W/CONSOLE	PVC	1230	6	8'10"	5'	17"	64
	PVC	1418	7	6'7"	4'5"	14"	44

Whether diving, fishing or underwater hunting, you can choose and design your boat according to your programme and your preferences: your Pro will adapt! This range is fully customisable, you can fit it out with the equipment you want according to your professional activity or your sailing programme: Sailing clubs, professional or amateur fishermen, scuba or free divers, underwater hunters, etc.



## PRO SERIES

Standard Pack includes T-TOP, Transom Platforms, Bolster Backrest, Bow Rail, Bow Locker Cushion

Model:	Fabric	Capacity:	Max HP	Length:	Beam:	Tube Diameter:
Standard Package	PVC	1020	5	6'7"	4'5"	14"
	PVC	1208	6	7'7"	4'5"	14"
	PVC	1230	6	8'10"	5'	17"



# ZODIAC

The YACHTLINE RIB tender range enhances style, equipment and comfort. Their compact size allows for easy platform or fly bridge storage without compromising on seating. The design of the boarding steps also ensures maximum stability when getting on-board.



## YACHTLINE

Models	Fabric	Persons	Capacity	Length (m/ft)	Max HP
360	PVC or HYP	4	1334	3.6m / 11'0"	40
400	PVC or HYP	5	1620	4.0m / 13' 1"	50

The largest boat ever built by Zodiac, the X10CC is THE boat for long, sunny days. Its generous deck space makes it easy to move around its equipment, whatever the number of passengers, which can be as many as 20. Its other assets? A double saloon that can be converted into a double sundeck, seating for between 10 and 13, a fully equipped kitchen, numerous easily accessible storage lockers and top-of-the-range features (folding seats, tinted portholes, topstitched upholstery, painted stainless steel, etc.). For those who don't want to go back to port, there's a cabin with a comfortable berth and bathroom...

**NEW**



## X10CC

Model	Fabric	Persons	Capacity	Length (m/ft)	Max HP
X10CC	Hypalon/CSM	20	3500 kg	9.99m / 32.7	2x 450L

\*\* Options include: Fridge 51L, Bow Sundeck + table + backrests, Rear Sundeck + table, Ski Mast, Hard-Top, Bimini 2x, EVA Deck, Shore power EMEA, 2x Garmin GPS, Audio System Fusion, Platforms + 2 Engines Mercury 300 HP with joystick.



# QUICKSILVER®

## INFLATABLES

PORTABLE, AFFORDABLE FUN!!!



### ALU-RIB SERIES

Models	Hull	Fabric	Fabric Thickness	Denier	Length (m)	Beam (m)	Tube diameter (cm)	Weight (Kg) (incl. oars/paddles)	Max HP
ALU-RIB 270	Aluminum	PVC	0,9 mm	1100	2.70	1.63	42	38	10
ALU-RIB 290	Aluminum	PVC	0,9 mm	1100	2.90	1.63	42	41	15



Zodiac X10CC

RIGID-HULL INFLATABLE BOATS

*We also have access  
to these other  
Commercial, Recreational  
and Luxury brands!!!*

**ZODIAC**  
**HURRICANE**

**TIGER**  
*Marine*

**AKA**  
MARINE

**HIGHFIELD**  
aluminium boats

# WATERSPORTS

## PADDLEBOARDS

### JOBE VENTA 9.6 INFLATABLE PADDLEBOARD PACKAGE

JOBE



The JOBE Venta 9.6 Inflatable Paddle Board Package is an all new shape and is the perfect modular SUP for your adventurous needs! Featuring an easy to install windsurf mount, this inflatable stand up paddle board can take you wherever you want to go and back again with a little help from mother nature! At only 22 pounds inflated the Aero Venta SUP is extremely transported from adventure to adventure. The Aero Venta also features innovative technologies like X-Stitching Construction, Heat bonded technology (for quality and safety), and a traction rail on the bottom of the SUP board for more control of the board on the surface of the water!

PART #: 486421001

### WOW WATERSPORTS ROVER I-SUP PACKAGE W/ CUPHOLDER

WOW

The ROVER SUP from WOW is a 6'0" thick inflatable stand-up paddleboard with a NEW Built-in Cupholder PERFECT for holding your beverage or even our WOW-SOUND Speakers. Inflatable paddleboards offer huge advantages over hard boards because of their small storage footprint, easy portability, and overall durability. This paddleboard weighs about 30lbs and, when deflated, can be put in the included backpack for carrying and can easily fit in the trunk of a small car. The paddleboard is also extremely durable because it is made from military-grade drop stitch material with an extra layer of heavy-duty PVC. When inflated properly to 15 PSI, it can be used by a rider up to 300lbs without any noticeable flex. The SUP BOARD paddleboard comes with an adjustable 3-piece paddle, 3-piece fin set, high-pressure hand pump with pressure gauge, valve wrench and repair kit, as well as a customized backpack. Backed by a 1-year warranty.

PART #: 4897034346244



### JOBE TITAN ARAS 8.6 PADDLEBOARD

JOBE



Small but strong, that's what the Titan Aras SUP Board is all about! This 8.6 SUP is smaller making it more nimble, perfect for lightweight rider or those who want to challenge the waves. It's polycarbonate shell makes for a SUP that's durable and which can take a beating. No matter what you throw at it the Aras is ready to be taken anywhere you'd like.

PART #:486620001

### WOW WATERSPORTS ZINO 11" INFLATABLE PADDLEBOARD PACKAGE

WOW

The ZINO SUP from WOW is a 6'0" thick inflatable stand-up paddleboard with a NEW Built-in Cupholder PERFECT for holding your beverage, or even our WOW-SOUND Speakers. Inflatable paddleboards offer huge advantages over hard boards because of their small storage footprint, easy portability, and overall durability. This paddleboard weighs about 30lbs and, when deflated, can be put in the included backpack for carrying and can easily fit in the trunk of a small car. The paddleboard is also extremely durable because it is made from military-grade drop stitch material with an extra layer of heavy-duty PVC. When inflated properly to 15 PSI, it can be used by a rider up to 300lbs without any noticeable flex. The SUP BOARD paddleboard comes with an adjustable 3-piece paddle, 3-piece fin set, high-pressure hand pump with pressure gauge, valve wrench and repair kit, as well as a customized backpack. Backed by a 1-year warranty.

PART #: 4897034346237



### BRAVO ISUP INFLATABLE PADDLE BOARD BLUE

BRAVO

NEW

BRAVO ISUP Inflatable paddle Board  
NW Sports Logo  
11Ft length x 32" W x 6" thick

Complete with package:

- Surfboard Bag, Leash, Combination Paddle
- Double Action Pump, Center Fin, Repair
- Bucket(Repair Wrench, PVC Gasket)
- Waterproof Bag

PART #: 01SUP1120



## PULL BEHIND TUBES

### JOKER TOWABLE

WOW Joker Towable - WOW isn't joking around when it comes to making Major League Towables. The JOKER is the latest and greatest on the water. Don't be a fool at the lake and BE SEEN, this HIGH-PROFILE design will sure draw some attention and entertain the ones brave enough to ride AND the bystanders alike. Built with a state-of-the-art design, introducing the exclusive WOW POWER TOWER. The Power Tower System gives riders countless options when it comes to how they ride. Stand, Kneel, Sit, Lay or even Handstand, if you're a jokester like that. The winged bottom minimizes the drag and hugs the riders so they can feel secure -- even when it gets out of hand! Riding solo? Guide your ride using the Power Tower as leverage to steer and glide across the waves.

**PART #: 742-211020**



### 12 PERSON PARTY RAFT

SEACHOICE 12 Person Party Raft

- Easy boarding
- Dive-thru center hole
- 4 Storage areas
- 12 Individual seats and drink holders
- 4 Extra large pad eyes for mooring / docking
- 4 Heavy duty boarding / carry handles
- Heavy duty welded construction
- Easily inflates/deflates with DuoLock™ Inflation
- Stem

For 15+ years of age

**PART #: 50-86841**



### SEA-SERPENT OPEN TOP TUBE, 1

#### PERSON

SEACHOICE Sea-Serpent Open Top Tube, 1 Rider

- Heavy duty partial nylon cover
- Heavy-gauge PVC bladder
- Double webbing foam handles with knuckle guards
- Flat foam handles
- Reinforced towing system
- Speed valve for fast inflation and deflation
- Zippered valve cover
- Arrow shape construction for stability and more control
- Drain vent

**PART #: 50-86901**



### CHALLENGER

AIRHEAD - 2 Persons. This unique towable has dual tow points and options for multiple riding positions, allowing riders to contend while sitting forwards, backwards, laying down, or kneeling. Featuring 12 double webbing foam handles with knuckle guards, two high backrests, and foam seating and laying pads.

**PART #: 253-AHCH03**



### BIG AL TOWABLE

WOW Big AL Towable - See you later Alligator! That's what you'll say before you head out on the water with BIG AL. This custom, double deluxe deck tube features a WOW BIG AL theme, two secure saddle seats to ride the beast as well as a large, deck area for 1 to 4 riders to sit, stand, kneel, or lay down. Each side of the deck area has custom EVA foam body pads and a side bumper system built on the edges to keep the riders from falling off when BIG AL gets wild on the water. Not to worry though, this gator doesn't bite! 1-year warranty.

Maximum Capacity: 680lbs. 308kg.

SECURE SADDLE SEATING for 2 riders with EVA foam pad seating and a custom HI-PROFILE BIG AL tail to hold you on for a secure ride

Side bumper system to keep riders on the tube when the ride gets extreme

Large, EVA foam body pads on the deck for the side riders

Heavy-duty, wide-webbed, 3-point tow system construction

Multiple riding positions; ride, sit, lay, stand, or kneel

Built in Molded EZ TOW CONNECTOR for EZ tow point hook up

Heavy-duty full nylon cover with heavy-duty zippers

Heavy-duty PVC bladders

Double webbing foam handles with EVA foam knuckle guards

Zippered valve covers

Speed Valve for fast inflation and deflation

Riders 1-4

Size: 94" x 84" x 52"

**PART #: 742-19107**



### SEA-NORMUS OPEN TOP TUBE,

#### 1-4 RIDERS

SEACHOICE Sea-Normus Open Top Tube, 1-4 Riders

- Arrow shaped construction for stability and more control for the rider
- Air cushioned floor for comfort
- Heavy-duty partial nylon cover, double webbing foam handles with knuckle guards
- Heavy-gauge PVC bladder
- Speed valve for fast inflation and deflation, zippered valve cover

Made from nylon and PVC

**PART #: 50-86904**



### SUBMARINE TOWABLE,

#### 3 PERSON

WOW Submarine Towable - All aboard the coolest submarine in the water. This three-person towable is perfect for a trio of buds on an above-water excursion. The high-visibility yellow graphics make it easy for anyone to spot you (and let's be honest, envy you). The large side pontoons make it super easy to board, and the generous middle pontoon gives you secure, stable seating for the ride. The heavy-duty front tow point has an EZ Tow Connector so you can connect your tow rope in no time. Maximum capacity 510 lbs.

**PART #: 742-22-WTO-3973**



## JET BOAT TOWABLE



WOW JET BOAT Towable - The Jet Boat series from Wow is a serious upgrade on an old design. The torpedo or hot dog in-line towable has been around for years but the problem with these items has always been that they couldn't get outside the wake very easy and on the turns they would tip over because of their high center of gravity. Wow has fixed these problems with their new patent-pending Flex-Form seating system. Flex-Form seating allows the riders to sit down inside of the tube instead of on top. This lowers the center of gravity of the item and keeps it fast and upright on the whips and turns. This added stability is great for those that want to go fast but also for those that want a safer, less eventful ride. The Flex-Form seating is constructed of a nylon harness to keep the rider's bottoms from hitting the water as well as a layer of 4-way stretch, UV resistant material for added comfort.

Secure Form-Fit Cockpit tube

Secure Form-Fit Cockpit Tube Seating built with UV resistant 40-way stretch material for an ultra comfortable ride.

The FORM-FIT cockpit is built with an internal harness to prevent rider's bottoms from hitting the water.

Great family fun towable for young kids and adults who want to sit inside a cockpit for a more secure ride

HI-VIS color brand edition keeps the tube and riders highly visible on the water

4 double webbing foam handles and 2 flat webbing handles

Full nylon cover with heavy duty secure zipper

Heavy-duty PVC bladders

Zippered valve cover

Speed valve for fast inflation and deflation

PART #:	DESCRIPTION:
742-171020	1-2 PERSON
742-171030	1-3 PERSON

## WEINER DOG TOWABLE



WOW Weiner Dog Towable, 1-3 Riders.

Have a tail-wagging good time on the Wiener Dog!

The Wiener Dog gives riders a simple way to sit and ride while

utilizing custom shaped, large pontoons for fun, stable, and secure riding.

Large EVA foam handles come in handy for when the ride gets a little "ruff"! 1-year warranty.

WOWs custom Wiener Dog HI-VIS graphics and design is eye-catching for fun and safety purposes

- Built in Molded EZ TOW CONNECTOR for EZ tow point hook ups
- Heavy-duty reinforced tow system construction
- EVA foam pad seating for comfortable riding
- Heavy-duty full nylon cover with heavy-duty secure zippers
- Heavy-duty PVC bladders
- Double webbing foam handles with EVA foam knuckle guards
- Zippered valve covers
- Speed Valve for fast inflation and deflation

PART #: 742-191010

## UNICORN TOWABLE



WOW Unicorn Towable, 1-2 Riders. This Unicorn towable gives 1 to 2 riders a simple way to sit and ride while utilizing custom shaped, large pontoons for fun, stable, and secure riding.

Large custom-shaped side pontoons for easy boarding and to keep your ride fun, stable, and secure

Built in Molded EZ TOW CONNECTOR for EZ tow point hook ups

Heavy-duty reinforced tow system construction

EVA foam pad seating for comfortable riding

Heavy-duty full nylon cover with heavy-duty secure zippers

Heavy-duty PVC bladders

Double webbing foam handles with EVA foam knuckle guards

Zippered valve covers

Speed Valve for fast inflation and deflation

1-year warranty

PART #: 742-201020

## HOT LIPS TOWABLE



WOW - Hot Lips 2 Person Towable

If you like to draw attention at the lake, then this is the tube for you. This unique custom big mouth hot lips design will surely get you noticed. We had some fun with this one and we think you will to. But Hot Lips isn't only about looks; this is a great performing tube as well. The drop bottom will give you a fast ride over the wake and through the whips while the open big mouth cockpit design will make the more timid riders feel secure. Hot Lips has front and back tow points so you can ride in a seated position or chariot style from the back-tow point. Hot Lips is a playful, high-performing, concept towable that will bring you lots of laughs at the lake.

Hot Lips is a playful, high-performing, concept towable that will bring you lots of laughs at the lake.

Hot Lips is a playful, high-performing, concept towable that will bring you lots of laughs at the lake.

Hot Lips is a playful, high-performing, concept towable that will bring you lots of laughs at the lake.

Hot Lips is a playful, high-performing, concept towable that will bring you lots of laughs at the lake.

Hot Lips is a playful, high-performing, concept towable that will bring you lots of laughs at the lake.

Hot Lips is a playful, high-performing, concept towable that will bring you lots of laughs at the lake.

Hot Lips is a playful, high-performing, concept towable that will bring you lots of laughs at the lake.

Hot Lips is a playful, high-performing, concept towable that will bring you lots of laughs at the lake.

Hot Lips is a playful, high-performing, concept towable that will bring you lots of laughs at the lake.

Hot Lips is a playful, high-performing, concept towable that will bring you lots of laughs at the lake.

Hot Lips is a playful, high-performing, concept towable that will bring you lots of laughs at the lake.

Hot Lips is a playful, high-performing, concept towable that will bring you lots of laughs at the lake.

Hot Lips is a playful, high-performing, concept towable that will bring you lots of laughs at the lake.

Hot Lips is a playful, high-performing, concept towable that will bring you lots of laughs at the lake.

Hot Lips is a playful, high-performing, concept towable that will bring you lots of laughs at the lake.

Hot Lips is a playful, high-performing, concept towable that will bring you lots of laughs at the lake.

Hot Lips is a playful, high-performing, concept towable that will bring you lots of laughs at the lake.

Hot Lips is a playful, high-performing, concept towable that will bring you lots of laughs at the lake.

Hot Lips is a playful, high-performing, concept towable that will bring you lots of laughs at the lake.

Hot Lips is a playful, high-performing, concept towable that will bring you lots of laughs at the lake.

Hot Lips is a playful, high-performing, concept towable that will bring you lots of laughs at the lake.

Hot Lips is a playful, high-performing, concept towable that will bring you lots of laughs at the lake.

Hot Lips is a playful, high-performing, concept towable that will bring you lots of laughs at the lake.

Hot Lips is a playful, high-performing, concept towable that will bring you lots of laughs at the lake.

Hot Lips is a playful, high-performing, concept towable that will bring you lots of laughs at the lake.

Hot Lips is a playful, high-performing, concept towable that will bring you lots of laughs at the lake.

Hot Lips is a playful, high-performing, concept towable that will bring you lots of laughs at the lake.

Hot Lips is a playful, high-performing, concept towable that will bring you lots of laughs at the lake.

Hot Lips is a playful, high-performing, concept towable that will bring you lots of laughs at the lake.

Hot Lips is a playful, high-performing, concept towable that will bring you lots of laughs at the lake.

Hot Lips is a playful, high-performing, concept towable that will bring you lots of laughs at the lake.

Hot Lips is a playful, high-performing, concept towable that will bring you lots of laughs at the lake.

Hot Lips is a playful, high-performing, concept towable that will bring you lots of laughs at the lake.

Hot Lips is a playful, high-performing, concept towable that will bring you lots of laughs at the lake.

Hot Lips is a playful, high-performing, concept towable that will bring you lots of laughs at the lake.

Hot Lips is a playful, high-performing, concept towable that will bring you lots of laughs at the lake.

Hot Lips is a playful, high-performing, concept towable that will bring you lots of laughs at the lake.

Hot Lips is a playful, high-performing, concept towable that will bring you lots of laughs at the lake.

Hot Lips is a playful, high-performing, concept towable that will bring you lots of laughs at the lake.

Hot Lips is a playful, high-performing, concept towable that will bring you lots of laughs at the lake.

Hot Lips is a playful, high-performing, concept towable that will bring you lots of laughs at the lake.

Hot Lips is a playful, high-performing, concept towable that will bring you lots of laughs at the lake.

Hot Lips is a playful, high-performing, concept towable that will bring you lots of laughs at the lake.

Hot Lips is a playful, high-performing, concept towable that will bring you lots of laughs at the lake.

Hot Lips is a playful, high-performing, concept towable that will bring you lots of laughs at the lake.

Hot Lips is a playful, high-performing, concept towable that will bring you lots of laughs at the lake.

Hot Lips is a playful, high-performing, concept towable that will bring you lots of laughs at the lake.

Hot Lips is a playful, high-performing, concept towable that will bring you lots of laughs at the lake.

Hot Lips is a playful, high-performing, concept towable that will bring you lots of laughs at the lake.

Hot Lips is a playful, high-performing, concept towable that will bring you lots of laughs at the lake.

## SEA CREATURE OPEN TOP TUBE, 1-2 RIDERS



SEACHOICE - Sea Creature Open Top Tube, 1-2 Riders

- Secure cockpit seating with backrest and ergonomic slanted leg rest for comfortable riding or lounging
- Drop speed bottom for easy, fuel-efficient towing with less drag on the boat
- Double webbing foam handles with EVA foam knuckle guards
- Heavy-duty PVC bladders
- Speed valve with zipper cover for fast inflation and deflation
- Heavy-duty tow system construction featuring front tow point, heavy-duty partial nylon cover
- Made from nylon and PVC

PART #: 50-86903

## SEA-BEAST DECK TUBE, 1-3 RIDERS



SEACHOICE Sea - Beast Deck Tube, 1-3 Riders

- Tuff shell full nylon cover w/zipper
- Heavy-gauge PVC bladder
- Double webbing foam handles with knuckle guards
- EVA foam pad
- Reinforced towing system
- Speed valve for fast inflation and deflation
- Zippered valve cover
- Tapered construction is higher in the front than back to prevent submarining and give the rider wild wake action

PART #: 50-86931

## BATMAN SOFT TOP BUBBA TOWABLE



WOW Batman Soft Top Bubba Towable, 1-2 Riders

The flat base offers a smooth ride over the water and minimal drag on the boat and will get this towable going fast on the water. The secure deck seating comes with a super high backrest with sidewalls, great for keeping kids safe and secure. Front and back tow points allow you to ride sitting, laying down, or kneeling chariot style. Also makes a perfect floating couch on the water, great for relaxing with friends.



**PART #: 742-22WTO3930**

## BIG MABLE



AIRHEAD - Big Mable Inflatable Double Rider Towable

This next generation Mable for 1 to 2 riders has a High Backrest and Air Cushioned Side Walls to keep you on board around every whip and turn. Dual Tow Points allow for 2 completely different riding experiences. Sit, lay, stand, or kneel while towing forwards like a deck tube or backwards like a chariot. Tons of Double Webbing Foam Handles with Knuckle Guards and Foam Seating Pads provide a comfortable ride that will keep you coming back for more. Airhead's Patented Speed Safety Valve and Kwik-Connect tow point will save you time to keep on the water longer. This uniquely shaped classic towable features a Heavy Gauge PVC Bladder and Double Stitched Full Nylon cover with Custom Graphics. Multi-functional is the Big Mable's middle name, whether it's providing a unique towable riding experience or making the perfect lounge at any pool, beach, lake or river!



**PART #: AIR 53-2213**

## SUPERMAN SOFT TOP DECKTUBE TOWABLE



WOW - DC Comics Superman Round Soft Top, 3 Persons. Vibrant HI-VIS tropical graphics that won't chip or rub off. This 3-person towable is perfect for you and friends to hop on. The full nylon zippered cover keeps your towable looking great when not in use. The built-in molded EZ Tow Connector makes connecting it to your boat a cinch. The tapered shape (high in the front, low in the back) makes acceleration comfortable.



**PART #: 742-22WTO3928**

## WAKE WALKER TOWABLE



WOW - Wake Walker Towable, 2 Persons. The design helps keep riders in their seats, both with the shape and the strategically placed, easily-grippable handles. The front tow point means you'll be tipped back, feet facing forward, as you glide over big wakes with ease. Durable construction.



**PART #: 742-23WTO4770**

## BIG BETTY



AIRHEAD - 1-2 Persons. Inspired by the Big Mable tube. This boat towable holds 2 people. Riders love the air-cushioned dividers, which provide a secure seated riding experience reminiscent of a cockpit tube. Riders who want a more wild day can turn the tube around and kneel on the deck. EVA foam seating pads keep riders cushioned no matter which way they ride, and self-bailing drain vents keep them dry.



**PART #: 253-AHBT3002D**

## MACHO TOWABLE



WOW - Macho Towable, 1-3 Riders

The Macho Combo from Wow is a new kind of deck tube. You can still ride the Macho Combo like a regular deck tube, lying down and holding on for dear life. But if all that holding on is too much work, you can sit down inside the Secure Cockpit Seating built into the Macho deck tube body. The design team at Wow figured out how to turn the basic one-dimensional deck tube into a multi-positional family fun mobile. Unlike the traditional deck tube which you can only lie down on, the Macho Combo tube allows you to lay, sit, or kneel. What we did was we added Secure Form-Fit seating right in the middle of the tube. Our Secure Form-Fit seating is constructed with an internal, heavy duty nylon harness to prevent the rider's bottoms from hitting the water. On top of that we added a layer of UV-protection treated, heavy-duty, Flex-Sit material to make the cockpit form fitting and ultra-comfortable. The Macho Combo Series is the perfect all in one action towable for the family with kids that want to sit inside a cockpit for a more secure ride and for those more adventurous ones that want to kneel or lie down on the deck and just hold on for dear life

PART #:	DESCRIPTION:
742-161010	1-2 RIDERS
742-161030	1-3 RIDERS

## SUPER BUBBA HI-VIS TOWABLE



WOW Super Bubba Hi-Vis Towable, 1-3 Riders

The Bubba couch style towables are some of the most popular tubes on the market. They make for a perfect starter tube for the family just getting into towables but also they are a tube that just about anybody can have fun on. The Bubbas come with a flat base for a smooth ride over the water and minimal drag on the boat. The SECURE DECK SEATING on the Bubbas come with a super high backrest with sidewalls which is great for keeping young kids safe and for giving them a secure feeling if they are just getting started on towables. But don't get us wrong, these aren't just for little kids. The high backrest just means it's more difficult to fly off on the more wild rides. The smooth, flat base will get this baby going fast on the water if that's what you're in to. The Bubbas also come with front and back tow points so you can ride sitting, laying down, or kneeling chariot style. And after your ride is over the Bubbas make a perfect floating couch on the water. Great for relaxing with your friends at your favorite body of water.



**PART #: 742-171060**

## CHARIOT TOWABLE



WOW - Chariot Towable, 2 Persons.

Safety, durability, and speed! Sit, stand, or kneel as you zip over waves. In addition to having three ways to ride, there are dual tow points that allow the tube to face either direction. The backrest and the foam webbing handles provide support so you can stay on while speeding ahead. Made from heavy duty materials.



**PART #: 742-23WTO3976**

## BIG BUDDY TOWABLE



Big Buddy Towable, 1-2 Riders. The Big Buddy 2 is an updated, all PVC version of a classic towable. The EZ-Up Nose allows for minimal drag, making takeoffs a breeze, a footrest for lounging or a spray blocker for the riders while in action. The side rests are EXTRA long to protect the riders. WOW, blowing the competition out of the water, again and again.



PART #: 742-22WTO3930

## SUPER BIG BETTY



AIRHEAD - If you've heard about Big Mable, you know Airhead 3-person towable tubes mean business.

Likewise, Super Betty is a 3-person towable tube with a long list of top-notch features. Riders love the air-cushioned dividers, which provide a secure seated riding experience reminiscent of a cockpit tube. Riders who want a more wild day can turn the tube around and kneel on the deck. EVA foam seating pads keep riders cushioned no matter which way they ride, and self-bailing drain vents keep them dry.



PART #: 253-AHBT3003D

## GREAT BIG BETTY



AIRHEAD - 1-4 Persons. Inspired by the Big Mable tube the air-cushioned dividers provide a secure seated riding experience. EVA foam seating pads keep riders cushioned no matter which way they ride, and self-bailing drain vents keep them dry.



- Dual Tow Points: Two separate tow points so you can decide how you want to ride
- Fully Covered: Entire tube is covered with our double-stitched nylon to ensure both comfort and years of use
- Dividers: Small inflatable walls that help ensure each rider has their own space
- Patented Speed Safety Valve: Patented simple valve for quick and easy inflating and deflating

PART #: 253-AHBT3004D

## CARVE



AIRHEAD - 1 rider tube for boating & watersports  
Kwik-Connect - Airhead's patented Kwik-Connect for quick and easy rope connection  
Easy to steer and slalom in and out of the wake  
Speed Safety Valve - For fast and easy inflating and deflating  
Padded Handles - Non-slip cushioned handles providing comfort and stability



PART #: 253-AHCV11

## WONDER WOMAN SOFT TOP



### DECK TUBE TOWABLE

WOW - DC Comics Wonder Woman 2 Person Soft Top, HI-VIS image won't chip or rub off. A 2-person towable, perfect for you and a friend. The full nylon zippered cover keeps your towable looking great when not in use. The built-in molded EZ Tow Connector makes connecting it to your boat a cinch. The tapered shape (high in the front, low in the back) makes acceleration comfortable.



PART#: 742-22WTO3929

## LASER TOWABLE



WOW - Laser Towable, 3 Persons. Cockpit tube that offers equal parts thrill and safety. Made from 840 denier nylon across the main body and a thick PVC base to withstand high speeds and strong sun rays. Two riders can face forward in the cockpit-style seats with a third friend kneeling in the back for even more excitement. Features five total handles.



PART #: 742-23WTO4644

## BLAST TOWABLE



AIRHEAD - 1-4 Rider Towable. Designed with 12 neoprene knuckle guard handles, dual tow points, and a Kwik-Connect that helps you get your tube out on the water

Made from heavy-duty PVC bladder with welded seams and a Speed Safety Valve that allows for quick inflating and deflating  
Tube features double stitching throughout the tube cover and a self-draining floor

Tropical themed tube cover gives this tube a unique design, making it perfect for the lake, beach, and other bodies of water.

PART #:	DESCRIPTION:
253-AHBL12	1 RIDER
253-AHBL22	2 RIDERS
253-AHBL32	3 RIDERS
253-AHBL42	4 RIDERS

## LUCKY DUCK TOWABLE, 2 PERSON

**NEW** **WOW**

The Lucky Ducky was specifically designed to be the lucky new friend to join in on the family fun! Another member of the Ducky family at WOW, this action packed towable is bound to spread some smiles and - of course, good times. The deep cockpit seating with high backrest makes the riders feel more secure while the new drop speed bottom glides smoothly over the water creating less drag on the boat. With the Luck of the Duck, you will be able to enjoy this 2-in-1 towable. Front and back tow points allow for a variety of rides and is sure to be loved by the whole family.

**PART #: 742-191040**



## VIPER 2

AIRHEAD - VIPER 2

AIRHEAD's VIPER series is a collection of cock-pit style towable tubes. The boat hull shaped bottom is the key to the unparalleled lively and stable ride. VIPER inflatable tubes are perfect for young children who need a more secure ride or are new to water sports. The durable 30 gauge bladders are completely encased in durable double-stitched nylon and the striped nylon wrap handles have neoprene knuckle guards for comfort.

**PART #: AIR AHVI-F2**



## SHARK TRAINER

JOBE – 1 Person. Amazingly suitable and sweet for children. The perfect towable to capture the basics of riding a towable or water-skis. The round-shaped nose makes sure your mini-me stays protected and makes easy boarding possible.

**PART #: 673-230120002**



## SNOW TUBES

### SURGE TARPULIN

WOW - Surge Tarpaulin-Bottomed, 1 Person. Speed, convenience, and quality collide with SURGE, a snow tube designed for the adventurous spirit. This 1 person inflatable snow tube is no joke: the heavy-duty partial cover and dual double webbing foam handles make it easy to hold on tight and keep your cool on even the slickest, most chilly days. It's also designed to last—with

heavy gauge cold crack PVC and heat-sealed seams that promote years of use. It's perfect for winter daredevils, because the ski polish tarpaulin bottom allows fast sliding while resisting punctures from ice and rocks. The tow leash helps you take it up the mountain, and the fast inflation valve helps you deflate in a flash.

**PART #: 742-22WST4435**



## SCOUT

**JOBE**

JOBE – 2 Person. This is what they call a sweet ride. Keep that airline flow going with this 2-person towable with luxurious tapered shape for easy entry. This is truly a fun towable, providing a crazy combination of excitement, stability and comfy seating comfort. It's broad widespan and round shape make it glide easy over big waves. A neoprene seat pad gives a little more grip while splashing around. The Scout is fully covered in durable 420 denier nylon with a welded 24-gauge PVC bladder. Easily connect your rope to the quick connector.

**PART #: 673-230220005**



## HYDRA

**JOBE**

JOBE - Hydra Towable 1P This 1 person towable is one of the fastest around. Jump & fly safely with its PVC-inside and a rough double-stitched nylon outer-layer. The Hydra is shaped-super-sharp, allowing you to reach top speeds. It's quick rope connector is as fast as you, and makes easy connection and detachment possible. Hold on tight to the 2 comfy neoprene knuckle guards.

**PART #: 673-230120009**



## HOTSEAT

**JOBE**

JOBE - Hotseat Towable 1P Set foot on the almighty Hotseat, JOBE'S fastest and most durable 1 person donut towable. The difference between the Hotseat and the other donut towable is the full 840 denier cover, which makes this the most durable donut towable. The Hotseat is equipped with 4 luxurious neoprene knuckle-guard handles which offer grip and comfort.

**PART #: 673-230120008**



## LEGEND HARD BOTTOM SNOW TUBE

**WOW**

WOW - Legend Hard Bottom Snow Tube, Legend is a fast snow tube that honors its name (and then some). To start, this tube far exceeds your average snow sled because it's specifically designed for downhill sledding. Features like a heavy-duty full cover and hard shell super slick bottom help you slide quickly, whether you're on packed snow or powder. There are four double webbing foam handles designed to help you hang on while wearing mittens, and the heavy gauge cold crack PVC has heat sealed seams that keep this tube in commission for years. Transport it up the hill with a tow leash and easily inflate or deflate with the fast inflation valve. Whether you're flying solo or sledding alongside friends, Legend is one of the best snow tubes for enjoying the winter season.

**PART #: 742-22WST4436**





## POW! SNOW TUBE -56



WOW - POW! SNOW TUBE -56, 1-2 Person. Make memories with the WOW POW! giant snow tube, the go-to winter tube for endless thrill that fits 1-2 riders. POW! is durable and cold-resistant, thanks to heavy gauge cold crack PVC with heat sealed seams. This inflatable snow tube stands out with four PVC molded handles, which add dexterity for the single rider, or extra safety with two on board. There's also an extra slick PVC bottom to ensure smooth and speedy riding. It's convenient, too: The fast inflation valve helps you quickly deflate when you're ready to wrap up the day. Whether you use it as a one or two-person snow tube, this versatile and long-lasting winter tube will keep you reminiscing on the fun long after your boots have dried.



**PART #: 742-22WST4434**

## SNOW TUBE BOBSLED



WOW - Snow Tube Bobsled for Kids and Adults, feel like you're driving a snowmobile with the unique shape of Bobsled, a one-person snow tube you can ride kneeling or sitting. The shape of this inflatable snow tube provides a shield from snow, and the two molded handles help you keep a tight grip. The PVC slick bottom on our Bobsled winter tube allows for a fast and fun riding experience every time. Lastly, the durable construction features heavy-gauge cold crack PVC with heat sealed seams, so you can trust this tube to help you make memories all winter long.



**PART #: 742-22WST4439**

## SNOWSTEER SNOW SLED



WOW - SnowSteer Snow Sled, Discover an entirely new snow tubing experience with Snowsteer, a winged 1 person snow tube that helps you slide. Made to optimize downhill sledding, Snowsteer is an oblong shape with four double webbing foam handles that let you lie down on your belly and catch some serious wind. The top deck riser wings keep you on board as the ski polish heavy-duty tarpaulin bottom adds slickness and speed. Best of all, the heavy-duty molded bottom has snow runners that help you navigate with ease. You'll also love the heavy-gauge cold crack additive, which keeps this winter snow tube in top shape for many winters to come. Add in the fast inflation valve for quick inflation and deflation, the padded zippered valve covers, and the convenient tow leash, and you'll see why so many winter lovers call this best inflatable snow tube you can buy.



**PART #: 742-22WST4437**

## SNOW-DOZER SNOW TUBE- 42



WOW - Snow-Dozer SNOW TUBE- 42, Looking for a single or double rider snow tube that can take your winter to new heights? The WOW Sports Snow-dozer is the king of all winter snow tubes. This classic donut tube is crafted with heavy duty PVC, radio frequency welded seams, and cold crack additive—built to resist wear and tear in snowy conditions. Bulldoze the snow with two safe and durable PVC handles (with room for mittens!), which help you hold on tight as you speed down the slopes in a lying or sitting position. The best part? The bright, abstract colors, cockpit design, and oversized shape makes this winter sled perfect for both kids and adults, so the entire family can enjoy.



**PART #: 742-22WST4433**

## TRACER TOWABLE



WOW - Tracer Towable, 1-2 Riders  
Want a tube that delivers fun in both the snow and the water? Tracer is an all-season tube that does exactly that. In summer, use Tracer as a towable tube that connects securely to your boat with a heavy-duty tow system. In winter, it's designed for downhill snow tubing the whole family can enjoy. The heavy gauge cold crack PVC has heat sealed seams that ensure this tube lasts for years of winter and summer fun. There's also four double webbing foam handles and knuckle guards that help you hold on tight, and a ski polish heavy-duty tarpaulin bottom for puncture resistance on either waves or snowy hills.

**PART #: 742-22WST4438**



# KNEEBOARDS, WATER-SKI'S, AND WAKEBOARDS

## BUZZ TRAINERS WATERSKIS

**NEW** **JOBE**



JOBE - The Jobe Buzz Trainers Waterskis are the perfect beginner level combo skis for kids. The kids water skis feature bright fins for extra visibility and safety plus everything you need to get your little one up on the water in no time!

PART #: 673-203421001

## WIDE BODY INTERMEDIATE SKIS

**NEW** **AIRHEAD**



AIRHEAD Wide Body Intermediate. Learn to water ski with our Wide Body Water Skis, which are the perfect way for kids and teens to become more confident on the water. These 54" water skis make it easy to deep water start, stand up, turn, and drop a ski to slalom.

Instead of plowing and wiping out, these beginner water skis will have you popping out of the water with ease. These 54" water skis also help you scale up your skills: the wide tips are excellent for jumping wakes and improving dexterity under high speeds. Water skiing is a breeze with the durable composite and foam core construction, which features fiberglass reinforced nylon fins for tracking.

A removable cross bar is provided for first timers, which can be removed as you advance your skills. The Wide Body Water Skis for beginners are crafted with dual density bindings and can be adjusted from US sizes 2 to 9.

PART #: 253-AHS900

## WIDE BODY COMBO SKI

**NEW** **AIRHEAD**



AIRHEAD Wide Body Combo. Our Wide Body Combo Skis are perfect for skiers who want stability and support at all speeds. The fins are reinforced with fiberglass, which provides precise tracking with each twist and turn.

These 65" water skis feature an extra wide tip, which displaces more water to directly create a stronger foundation. The wide body style also makes for easy start-ups, so you don't have to worry about lag—especially if you're a timid or beginner water skier. They're not just for novices, though. The same wide tip that boosts stability helps advanced skiers take bold, playful moves on the water, whether that's mastering a water ski jump or cruising at high speeds. These wide body water skis are perfect for newbies and experts, making them a great investment the entire family can enjoy. These water skis have dual density, slide-type adjustable bindings, which fit US sizes 5-12.

PART #: 253-AHS1400

## HEMI COMBO WATERSKIS

**NEW** **JOBE**

JOBE Hemi Combo Skis. The Jobe Hemi combo waterskis are the perfect water skis for beginners. The wide profile makes starts super easy and the detachable stabilizing bar keeps your skis together. The wide profile together with the tunnel bottom design make these waterskis suitable for both combo and slalom waterskiing.



- Beginner level water skis
- Bright fins for extra visibility
- Comfortable front toe and adjustable heel
- Extra overlay for durability
- Glossy protective top finish

PART #:	DESCRIPTION:
202422001-59	59" UP TO 121 LBS
202422001-65	65" OVER 121 LBS.

## COMBO SKIS

**NEW** **AIRHEAD**



AIRHEAD Combo Skis. With these Combo Water Skis, you'll strike the sweet spot between stability and skilling up. These skis are the ideal option for families that have a range of skill levels, because they're perfect for both novices and well-seasoned skiers. These 67" water skis feature wide tails and tunnel-shaped bottoms.

They also provide the ultimate balance of performance and control, and they boast superior turn tracking with every whip and dip. The composite construction and fiberglass reinforced nylon fins ensure years of service, whether you're using them as trick water skis or water skiing for leisure. These combo water skis are perfect for newbies and experts, making them a great investment the entire family can enjoy. These water skis have dual density, slide-type adjustable bindings, which fit US sizes 5-12.

PART #: 253-AHS1300

## SPLASH KNEEBOARD

**NEW** **JOBE**

JOBE Splash Knee Board. This kneeboard is fully padded from its EVA foam knee pad and strap to keep those landings nice and smooth. The playfulness off the winged outline and base channel design gives you a lot of fun with carving and slashing through the water! plus an easy start handle hook to help you getting on top of the water. For someone who needs a durable entry level kneeboard look no further than the Jobe Slash!



PART #: 673-252522002

## STREAK KNEEBOARD

JOBE Streak Kneeboard. It's time to continue your winning streak with the Kneeboard Streak. This board is fully padded with its knee pad and EVA foam strap to keep landings pleasant without impact.

The Streak is also designed with molded fins for extra traction and a rudder hook for easy starting!

For someone who needs an entry-level, durable board, look no further than the Jobe Streak!

**PART #: 673-252521002**



**NEW** JOBE

## SENTRY KNEEBOARD

JOBE Sentry Kneeboard. Check-out the JOBE Sentry Kneeboard Blue! This kneeboard is fully padded from it's EVA foam knee pad and strap to keep those landings nice and smooth. The Sentry also features molded in fins for extra traction plus an easy start handle hook to make getting up a breeze. The Jobe Sentry is the perfect kneeboard for beginners looking for a forgiving first experience on the water!

**PART #: 673-252721001**



**NEW** JOBE

## LOGO SERIES WAKEBOARD

You know Jobe, so you already know the Jobe Logo Series Wakeboard. This classic, tried and true model is truly one of the greats. Featuring a high-press core with double concave bottom for smooth landings, the Logo Series keeps you in control with any trick you want to throw down. A 3-Stage rocker shoots you up high and brings you down softly thanks to a center spine for a smoother landing.

**PART #: 673-278822011**



**NEW** JOBE

## CHARGE WAKESURF BOARD

AIRHEAD - Charge is a family-friendly wakesurf board designed for agility and speed. The full foam construction ensures that this wakesurfing board is light and airy—perfect for taking on all your family adventures. There are three removable fins, which you can leave on to increase stability, or remove to try your hand at more wakesurfing tricks. This affordable wakesurf board has all the essentials: an EVA traction pad for maximum foot grip, a 4 inch nose rocker for more stability, and an aerodynamic design for optimal speed.

Additionally, the bright pink, blue, and white design is sporty with a touch of sass, making it perfect for families with childrens, teens, and adults who want to hop in on the wakesurfing fun. Order the Charge Wakesurf Board today!

**PART #: 253-AHWS04**



**NEW** AIRHEAD

## BANZAI WAKESURE BOARD

AIRHEAD - Banzai is a compression molded fiberglass surf-style wakesurf board with dual hook grooves, making it the perfect wakesurf board for beginners and experts. This cruiser-inspired board takes its design from the woody-style surfboards that reigned in the 1960's.

It features a tapered profile and surf-style rocker that helps you cruise at high speeds without drag. This ode to days gone past is combined with modern innovation, and the large molded EVA pads make it easy to maintain control as you twist and turn through every wave. On this beginner surf-style wakesurf board, there are also mellow rails that respond to your movements without overtaking the ride. The fiberglass design is more stable than foam boards, so they're perfect for learning how to ride or perfecting your style.

**PART #: 253-AHSWF01**



**NEW** AIRHEAD

## FRACTION | SURF-STYLE WAKESURF BOARD

AIRHEAD - Composite Tri Fin Wakesurf Board Fraction is a modern wakesurf board with premium features and unparalleled performance. This airy, lightweight board features composite construction and a durable EPS core that keep it fresh for years to come. This Airhead wakesurf board also features a diamond-cut traction pad that keeps riders stable and balanced, plus carbon stringers that boost durability without adding extra weight. This, along with the progressive rail, improve control while throwing tricks and spins. With three removable thruster fins, Fraction provides stability and speed at the same time.

There's also a customizable FCS box for storing fins safely away. The blue, red, and yellow design takes on a modern look that looks great behind any boat. Fraction wakesurf board promotes an unmatched experience without sacrificing safety, comfort, or style.

**PART #: 253-AHWSF07**



**NEW** AIRHEAD

# WATER-SKI AND TUBE TOW ROPES

## 75' WATER SKI ROPE WITH 12" HANDLE

SEACHOICE - Water Ski Rope With 12" Handle, COMPETITION SKI ROPE ASRT COL

- 16-Strand hollow braid polypropylene rope
- Rope and handle float for quick and easy retrieval on the water
- Coated to resist the damaging effects of UV light
- Rope keeper keeps your rope coiled and out of the way when not in use
- Color may vary

Length: 75" - Sections: 1 - Grip: Textured Rubber  
**PART #: 50-86651**



SEACHOICE

## TUBE TOW ROPE, 60 FT. LONG

SEACHOICE - Tube Tow Rope, 60 Ft. Long, Tows Up to 6 Riders.

TOW ROPE-6K TENSILE STRENGTH

- Will accommodate up to 6 riders
- Reusable storage keeper included
- Line Material / Strand: 16 strand (3/4" Dia.)
- Connection: 6" Loop at end

**PART #: 50-86671**



SEACHOICE

## 4-SECTION WAKEBOARD ROPE, 70 FT.

SEACHOICE - 4-Section Wakeboard Rope, 70 Ft. Long, 15 in. Handle w/Textured EVA Grip, 6 in. Trick Handle

16-Strand hollow-braid polypropylene rope  
15 Inch handle with textured EVA grip  
6 Inch trick handle provides extra leverage and power for spins  
Sections (35, 10, 10, and 10 feet) allow wakeboarder to shorten or lengthen the rope according to preferred area of the wake  
Rope floats for quick and easy retrieval on the water  
Coated to resist the damaging effects of ultraviolet (UV) light

**PART #: 50-86723**



SEACHOICE

## INFLATABLE TUBE/SKI TOW ROPE 1-RIDER, 3/8" X 50 FT.

SEACHOICE - Inflatable Tube/Ski Tow Rope 1-Rider  
3/8" x 50ft  
Meets AWSA.  
Color may vary.  
Designed to tow one (1) person, maximum rider weight 225 lbs. in an inflatable tube.  
16 strand, 3/8" diameter polypropylene line, 2 looped ends.  
Quick connect hook to boat only.  
6" Loop at end connection  
Rope floats  
50ft  
Sections: 1  
Tensile Strength: 2375lbs  
**PART #: 50-86681**



SEACHOICE

## BUNGEE DOCK LINE

AIRHEAD - The Airhead Bungee Dock Lines absorb shock to boats, cleats, docks, pylons, and other hardware. The bungee cord is hidden inside the rope, where it acts as a built-in snubber. Two foam floats on these bungee dock lines protect the boat from chafing, which extends its longevity. There's a sliding adjustment at both ends for quick, efficient docking. These dock lines are recommended for docking boats and PWC's up to 3,500 pounds. The tensile strength of the rope is 2,150 pounds, and it stretches to 5 1/2 feet. This boat dock tie comes in a multi-color black, blue, and red color scheme.



PART #:	DESCRIPTION:
253-AHDL4	4 feet
253-AHDL5	5 feet
253-AHDL6	6 feet

## TOURNAMENT WATER SKI ROPE

SEACHOICE - TOURNAMENT SKI ROPE-ASSRTD COLOR

16-Strand hollow-braid polypropylene rope resists rot  
12 Inch handle with rubber grip  
Rope and handle float for quick and easy retrieval on the water  
Coated to resist the damaging effects of ultraviolet (UV) light  
Rope keeper keeps your rope coiled and out of the way when not in use  
Color assorted

**PART #: 50-86621**



SEACHOICE

## TOW ROPE-3K TENSILE STRENGTH, 60FT.

SEACHOICE - Tow Rope-3K Tensile Strength  
Brand new, SEACHOICE Tow Rope-3K Tensile Strength.  
This product is designed to tow two (2) riders, maximum rider weight 340 lbs.  
Reusable storage keeper included.  
16 strand (3/8" Diameter)  
6" Loop at end  
**PART #: 50-86661**



SEACHOICE

## 4K BOOSTER BALL

AIRHEAD - Modeled after an inflatable buoy & this ball has a tow rope connected to both ends. This design helps keep the rope elevated & which boosts visibility. The ball acts like a shock absorber that minimizes drag and enhances your boat's fuel economy. Also reduces rope spray for a more seamless ride.  
Designed for 1 to 4 riders towable  
4&100 lb break strength  
Fully Covered: Entire tube is covered with our double stitched nylon to ensure both comfort and years of use  
Speed Safety Valve: Patented simple valve for quick and easy inflating and deflating  
**PART #: 253-AHBB2030D**



SEACHOICE

# ACCESSORIES

## DAVIS SWIM STIRRUP

Swim Stirrup™ BY DAVIS INSTRUMENTS

The Swim Stirrup® has been carefully engineered to provide safe, easy access to small boats for swimmers or water skiers. Durable, reliable design attaches to gunwales, transoms, or open bows. Easy to install, easy to use—it even floats!

- Perfect for rowboats, ski boats, dinghies, sailboats.

- Adjustable length to fit your boat.

- Hardware included

**PART #: 166-1466**



## ZODIAC SIDE RIGID BOARDING LADDER



Zodiac Stainless Steel Side Boarding Ladder

Folded 47cm x 37cm

90cm Fully Opened

34cm between top & bottom step

Width 36cm

Comes with length of Rope & S/St Clip

**PART #: Z61087**



## BOW STORAGE BAG



Replacement bow storage bag for Zodiac Boats, or other inflatable boats with the 4 front mounted d-rings. Keep your boat organized with Zodiac's Bow Storage Bag.

**Replacement for Zodiac Futura and Classic Mark series models.**

**PART #: Z3471**



## C-TUG DINGHY WHEELS

C-Tug Dinghy Wheels are a lightweight and rugged option for transporting your dinghy up the beach, or down the boat ramp, avoiding having to carry the heavy load. Ideally suited for inflatable boat tenders or small lightweight aluminium boats.

**PART #: 50-0009-51**



## C-TUG CANOE & KAYAK CART

C-Tug Kayak and Canoe cart sets the standard with its sophisticated style and precision design. C-Tug is the best, most versatile and durable kayak cart on the market. It carries up to 120kg (260 lbs), dismantles for easy stowing, won't rust. The only "engineered" cart on the market!

**PART #: 50-0001-71**



## C-TUG DOUBLE UP BAR

The Double Up Bar allows you to assemble 2 x C-Tugs together, spreading the load and allowing you to carry heavier kayaks or boats. The bar is a specific length to keep the wheels close together allowing the double cart to be turned easily.

**PART #: 50-0007-71**



## BOW PAD MOUNT

Allows for ease of installation with lights kits that have the clamp on style brackets.

**Color:** Gray

**Pad Dimensions:** 4" Round

Stainless Steel Hardware

(Glue SOLD Separately)

**PART #: 957-RP321G**



## EZ LOAD LAUNCHING WHEELS



SEAMAX Easy Load Boat Launching Wheels Set is designed by SEAMAX Canada. Made of the strongest marine grade T6 aluminum alloy with CNC processing. Shiny looking anodized coating on all aluminum parts. The product is good for saltwater using. Small parts are all made of solid stainless steel.

**PART #: SEAMAXEZLOAD**



## DELUXE LAUNCHING WHEELS



Deluxe Boat Launching Dolly, 4 Positions and 4 Stages Removable and Adjustable Legs, 14" Pneumatic Wheels.

Made by the marine grade T6 aluminum alloy with CNC processing and shiny looking anodized coating against the corrosion. This product is good for saltwater use. Small parts are all made by solid stainless steel and reinforced Nylon.

**PART #: SEAMAXDELUXE**



## SPRAYHOOD AND BOW BAG SUPPORT PLUG



Zodiac Sprayhood Support Plug – Black

Diameter: 70mm

**PART #: Z3957**



## OAR AND BOW BAG BUTTON ATTACHMENT



Zodiac Oar and Bow Bag Button Attachment – Gray

Diameter: 70mm

**PART #: Z2816**



## TRANSDUCER ARM MOUNT



### W/GEAR HEAD

KAYAK / SUP TRANSDUCER ARM MOUNT WITH GEAR-HEAD ADAPTER

- Kayak/SUP Transducer Mounting Arm made of high strength composite material that will give you years of service without any corrosion
- Designed for kayaks and small boat use
- Transducer Arm telescopes from a compact 11.5 inches to 18 inches when fully extended and swivel 360 degrees
- This fully adjustable design includes the No. 415 Slip Discs that offer infinite micro position changes
- Includes the No. 438 Gear-Head Track Adapter and our 440-4 Low Profile Track



PART #: 736-141

## PVC BOW CLEAT



Bravo Universal PVC Bow Cleat and Anchor pad for inflatable boats. Convert your inflatable boat or kayak to have a bow anchor or cleat available.

PART #: ART415



## WEAVER ULTRA MOUNT



High grade aluminum construction. Mounts with 3 Weaver mounting pads (included) which must be attached with the proper inflatable boat glue. Excellent platform for fishing downriggers, outboard remote controls and other accessories.

PART #:	DESCRIPTION:
957-UM001	BLACK PADS
957-UM001G	GRAY PADS

## 140 KAYAK / SUP TRANSDUCER ARM MOUNT



140 KAYAK / SUP TRANSDUCER ARM MOUNT FOR POST MOUNTS

- Kayak/SUP Transducer Mounting Arm made of high strength composite material that will give you years of service without any corrosion
- Designed for kayaks and small boat use
- Transducer Arm telescopes from a compact 11.5 inches to 18 inches when fully extended
- Includes the No. 241L Locking Combination Side/Deck Mount and Scotty Post (which fits into any Scotty Rod Holder Mount)
- This fully adjustable design includes the No. 415 Slip Discs that offer infinite micro position changes



PART #: 736-140

## ROD HOLDERS, ACCESSORIES & MOUNTS



Powerlock Rod Holder



Bait Caster/Spinning Rod Holder



Orca



Track Adapter



Holder Mount



Clamp Mount



Glue-On Mount Pad



Sounder/Fishfinder Mount



Universal Fishfinder Mount Large



Cup

PART#:	DESCRIPTION:	PART #:	DESCRIPTION:
736-229BK	POWERLOCK ROD HOLDER	736-341GR	GLUE-ON MOUNT PAD - GRAY
736-230BK	POWERLOCK ROD HOLDER W/BASE	736-341BK	GLUE-ON MOUNT PAD - BLACK
736-279	BAIT CASTER/SPINNING ROD HOLDER	736-0439	TRACK ADAPTER
736-280BK	BAIT CASTER/SPINNING ROD HOLDER W/BASE	736-368	SOUNDER/FISHFINDER MOUNT
736-480	ORCA ROD HOLDER	736-367	UNIVERSAL FISHFINDER MOUNT LARGE
736-241L	HOLDER MOUNT	736-311BK	CUP HOLDER
736-449	CLAMP MOUNT		

# AIR VALVES AND VALVE CAPS

AIR VALVES AND VALVE CAPS

## BRAVO PRV VALVE

Quicksilver Bravo PRV Pressure Relief Valve.  
Replacement For Quicksilver Hypalon RIB's and other boats with similar valve.

Open: 4.0psi  
Close: 3.1psi  
PART #: 8M0168452



## HALKEY ROBERTS STYLE PRV VALVE

Incept Airflow Pressure Relief Valve 4.0 PSI  
The Incept Airflow Pressure Relief Valve gives reliable protection from over-inflation and sudden pressure spikes caused by rafting impacts.

PART #: PRV-INCEPT



## MILPRO HIGH FLOW PRESSURE RELIEF VALVE

High Flow PRV valve for Zodiac, Hurricane, MILPRO and other models. Prevents over pressuring of tube chamber.  
Rated for 3.0 -3.5 PSI



## SAFETY RELIEF VALVE PLASTIC AIR SCREW VALVE

Universal Safety Relief Valve Plastic Air Screw Valve

OPEN: 3.5 psi  
CLOSE: 30 psi

Features:  
1. This is a pressure reducing valve, suitable for hoses for inflatable boats, kayaks, etc.  
2. Suitable for most inflatable boats, river rafts and kayaks, with good compatibility.  
3. The installation is simple, convenient and reliable. It is lightweight, portable and easy to use.  
4. Simple operation, and the safety valve makes it easy to deflate the inflatable boats, saving time and effort.

5. Double sealing protection, with excellent air leakage performance, is an excellent accessory for boats.

The installation is simple, convenient and reliable. It is lightweight, portable and easy to use.

This is a pressure reducing valve, suitable for hoses for inflatable boats, kayaks, etc.

Double sealing protection, with excellent air leakage performance, is an excellent accessory for boats.

PART #: GHP-ASV-1 - BLACK




PART #:	DESCRIPTION:
TV10065	HIGH FLOW PRESSURE RELIEF VALVE HIGH FLOW
TV10065-1	PRESSURE RELIEF VALVE CAP

## BOSTON VALVES

AIRHEAD Boston Valves with EZ Grip Base. Inflate with speed and flexibility! 2 Boston Air Valves from AIRHEAD Boston Air Valves.

PART #: AHBV-2



## ACHILLES AIR VALVE ASSEMBLY

Achilles replacement PH screw-in air valve.

Fits all of Achilles recreational boats.

Achilles has never changed their recreational valve. If this looks like your valve - this is it.

Comes complete with C349GY valve cap, C344 O ring, C3421 valve flapper and C343N valve strap. See related products below for extras.

6 threads.

Also fits Dynous and Nissan Inflatables.

Outer diameter of threaded part is 1 5/16".

PART #: C342GY



## BRAVO 2005 AIR VALVE

SCOPREGA Bravo 2005 Valve Assembly 3 Prong Cap

- Adaptable valve, suitable both for low and high pressure.

- Very high sealing capacity with special silicon gasket.

- Very compact with an ergonomic cap.

- PUSH-PUSH principle opening.

PART #: A102801 - GREY

PART #: A102800 - BLACK



## H3 HALKEY ROBERTS AIR VALVE

### W/CAP



Replacement Halkey Roberts Air Valve with Cap - New Style

PART #: 690NSBV



## BRAVO 2005/A AIR VALVE

SCOPREGA Bravo 2005/A Valve Assembly 2 Prong Cap

- Adaptable valve, suitable both for low and high pressure.

- Very high sealing capacity with special silicon gasket.

- Very compact with an ergonomic cap.

- PUSH-PUSH principle opening.

PART #: A102816 - GREY

PART #: A102815 - BLACK



## SPEED SAFETY VALVE

SSV-1 - AIRHEAD Speed Safety Valve - Replacement

Air fill valve for towable tubes, river tubes and other similar style valves.

PART #: SSV-1



## SEACHOICE REPLACEMENT



### VALVE & CAP

Halkey Roberts Style Valve Assembly. Valve Base is fitted with a mesh screen, to prevent debris from entering the chamber. Fits SEACHOICE Model 86941 Inflatable Stand-Up Paddle Board. Grey in color.



PART #: 50-86944

## SEMI-RECESSED VALVE AND ASSEMBLY



Zodiac semi-recessed valve assembly for Zodiac Boats.

PART #:	DESCRIPTION:
Z60052	ZODIAC SEMI-RECESSED VALVE CAP ASSEMBLY REPLACES: Z2435
Z6851	SEMI-RECESSED VALVE CAP SEAL FOR Z60052
Z60055	SEMI-RECESSED VALVE INSERT

## EASY PUSH SEMI-RECESSED VALVE AND ASSEMBLY



Zodiac Easy Push semi-recessed valve and assembly for Zodiac Boats

PART #:	DESCRIPTION:
Z67395	EASY PUSH SEMI-RECESSED VALVE CAP, GRAY
Z67300	EASY PUSH SEMI-RECESSED VALVE CAP, BLACK
Z67080	EASY PUSH SEMI-RECESSED VALVE

## SUPER VALVE 2017 - VALVE AND OVER / PRESSURE RELIEF COMBO



The SUPER BRAVO air valve is an innovative multifunctional high-quality valve for PVC inflatable boats, inflatable kayaks, RIBs and other inflatable structures. The valve combines in one device: air valve for filling cylinders with air; overpressure relief valve.



The Bravo valve is equipped with protection from elemental exposure such as dust / dirt / debris.

PART #:	DESCRIPTION:
A131130N	GREEN – OPEN:6.38 CLOSE:4.95 PSI
A131120N	YELLOW – OPEN: 4.35CLOSE: 3.00 PSI
A131110N	RED – OPEN: 3.05 CLOSE: 2.18 PSI

## QUICKSILVER AIR VALVE



Halkey Roberts Style Air Valve for Quicksilver inflatable boats. Replaces other inflatables with similar style valves.

PART #:	FITS:	COLOR:
720-8M0148914	SPORT/HD/ALURIB	GREY
720-8M0148915	TENDY/AIRDECK/ALURIB	BLACK

## DELRIN VALVE AND ASSEMBLY



Still the most commonly used Zodiac valve system today, the Delrin Valve is the main choice for keel, speed tube and air tube chambers.

PART #:	DESCRIPTION:
Z61928	DELRIN VALVE AND CAP, BLACK
Z2847	DELRIN VALVE
Z2846	DELRIN VALVE CAP
Z3001	DELRIN VALVE BASE GASKET
Z3293	DELRIN VALVE BASE WASHER
Z3292	DELRIN VALVE BASE NUT
Z3294	DELRIN VALVE INSERT BASE

## DELRIN NICKLE-PLATED ST.33 VALVE



The nickel-plated ST.33 valve insert fit's the same size bodies as the Delrin Valve. A more robust alternative than the Delrin valve.

PART #: Z2107



## DELRIN NICKEL-PLATED VALVE CAP



Replacement valve cap for Zodiac, MILPRO, Hurricane and other Zodiac products that use the Nickel-Plated Valves Z2107

- Applications:
- Most Zodiac Futura Commando (FC 420, 470, and 530)
  - Heavy Duty and Hurricane model inflatables
- PART #: Z2108



## ZODIAC H-R STYLE AIR VALVE



Zodiac H-R Style Air Valve w/ Base, Valve and Cap  
Replacement Zodiac Halkey Roberts Style Bravo Valve.

Includes: Valve Base, Valve and Cap  
Color: Light Gray  
PART #: Z69436





# ANCHORS, ROPES, SLINGS AND DAVITS

ANCHORS, ROPES, SLINGS AND DAVITS

## DOUBLE BRAIDED 100% MFP DOCK LINE



Double Braided 100% MFP Dock Line. 3/8" X 15F  
New high tenacity colored braided polypropylene line. Made of non-stretch material that floats. Clamshell packed.

PART #:	DESCRIPTION:
50-42431	BLACK W/RED
50-42441	GREEN W/BLACK
50-42401	WHITE W/BLACK

## FOLDING ANCHOR KIT



This Folding Anchor Kit features a 3.5 lb. painted hot dipped, galvanized folding grapnel anchor with 25' of 1/4" line, an adjustable float, stainless fast eye boat snap, and storage bag. Great as a primary anchor on dinghies, PWCs, canoes, kayaks, and small sailboats. Inexpensive and easy to store they are also useful as a backup anchor on larger boats. Effective holding power in mud, sand, gravel, or rocky conditions.



PART #: 354-318003K

## GRAPNEL FOLDING ANCHOR KIT



Grapnel Folding Anchor Kit  
For boats, sailboats, PWC and canoes. Use in sand, rock, mud and gravel bottoms. Painted hot dipped galvanized iron with forged flukes. Includes: Anchor, Anchor Line, Adjustable Buoy, Stainless Steel Hook and Storage Bag.

PART #: 50-41002



## TOW ROPE



SEACHOICE Tow Rope for PWC or Inflatable Boats

Features:

- 20 feet
- 16 Strand
- 2,000 Lbs. tensile strength
- Rope floats
- Snap hooks at ends
- UV protected
- Includes reusable keeper

PART#: 50-40541



## SNAP DAVITS



This Snap Davit Kit work with soft or hard bottomed inflatable dinghies on yachts with swim platforms. They hold the dinghy securely and tightly against the swim step, making it easy to get in and out, or to transfer equipment.

- Use for inflatables with a total weight not exceeding 150 lb
- Includes pairs of RS110 snap davit heads, oblong dinghy pads with SS yokes, and commonly used mounting hardware
- Glue to attach pads to the inflatable is sold separately; choose Hypalon® (such as WEA 2001 series) or PVC (such as WEA 3001 series), depending on inflatable material
- Use of optional WEA #Quick-Kit brackets will allow easy removal of davit heads from the swim step for a cleaner look, and increased safety


PART #: 957-RBD100

## HEAVY DUTY DAVIT SYSTEM



This is the complete davit hook up allowing you to attach a 10' to 12' inflatable dinghy to the swim platform. Only for hard bottom dinghies. It includes the HD-Front Arc, 2 HD-RS110 davit heads w/Quick Kits, and the Transom Arc (select the Transom Arc that you need for your dinghy). This will need to go with the Weaver Hoist/Leaver and will take weights up to 400 pounds.

PART #: 957-HDRBD202



## TRANSOM ARC DAVITS

The Arc transfers the weight of heavier outboards from the transom of the inflatable to the swim platform. The stainless-steel Arc is built to be removed when not in use. The Arc snaps easily into the davit head on the swim platform. Includes a special receiver bracket that mounts on the inflatable transom. It's simple receiver release pin allows for easy removal and storage. Weaver worksheet must be filled out as this product is custom tailored.

PART #:	DESCRIPTION:
957-ARCT1	FOR INFLATABLES, 16"-17" TUBES
957-ARCT2	FOR INFLATABLES, 18" TUBES



## DINGHY SLING



This sling is fully adjustable on the spot. Forged stainless steel hardware with 1-3/4" mil spec. parachute harness webbing.

PART #:	DESCRIPTION:
905-SP300	SP300 DINGHY SLING, 3-LEG
905-SP400	SP400 DINGHY SLING, 4-LEG

## S/S ANCHOR ROPE GUIDE



Anchor S/S Rope Guide  
Replacement Zodiac Bow Roller, replacement for Z60038 and Z60436 anchor rope guide.  
PART #: Z60834



## ZODIAC ANCHOR ROPE GUIDE



This model is suitable for Zodiac pointed fronts. Such as PRO and Futura boats. This roller is placed at the front of a pneumatic float and allows you to raise the anchor without damaging your inflatable boat.

PART #:	DESCRIPTION:
Z60436	RED - ANCHOR ROPE GUIDE
Z60038	WHITE - ANCHOR ROPE GUIDE

## 20 LB RIVER ANCHOR



Greenfield 20 Lb River Anchor Black  
PVC coated anchors are designed for better penetration than mushroom anchors. Flukes will catch and hold to bottom where rocks and stumps are common.

Boat Size: Up to 24'  
Anchor Weight: 20 lbs.

PART #:	DESCRIPTION:
520B	BLACK RIVER ANCHOR
520RD	RED RIVER ANCHOR

## TOW HARNESS



Improves Towing and Boat Control, 1,000-Lb. Tow Capacity, 8 Ft. Long, 3/8 in. Diameter

- Reliable Tow Harness enhances towing and boat control while towing
- High-impact plastic float pulley helps keep tow line away from boat prop
- Attaches easily and securely using large snap hooks
- 1,000-pound towing capacity
- 8 feet long with 3/8-inch diameter

PART #: 50-86701



## TOW HARNESS TWIN OUTBOARDS



12' usable rope tow harness. Helps improve towing and boat control. High impact plastic float pulley helps keep tow line away from propeller. Large snap hooks for quick attachment. Long length fits pontoon boats & boats with twin motors. Packaged in poly bag with header card.

Size: 3/8" x 12'  
Tow Capacity: 1,000 lbs.  
Pkg.: Poly Bag w/Header Card  
PART #: 50-86721



## PVC BOW CLEAT



Bravo Universal PVC Bow Cleat and Anchor pad for inflatable boats. Convert your inflatable boat or kayak to have a bow anchor or cleat available.

PART #: ART415



# BATTERIES

We have a large selection of batteries to choose from for your inflatable boat. Whether your looking for a simple starting battery to a complex power source, we have what you're looking for.

We have a large selection of Brands of Batteries from...



## BATTERY BOX

Black molded high density polyethylene. Protects battery and area around battery from acid spills. Lid is designed to allow easy access around battery cables and wires. Complete with hold down strap and mounting hardware. Ventilation holes in the box top.



PART #:	DESCRIPTION:
50-22060	GROUP 24
50-22080	GROUP 27

## POWER CENTER BATTERY BOX

For small boat, transom applications (boats that do not have battery compartments), these easy access external battery terminals allow trolling motor leads and charger leads to be connected without opening the box. Built-in battery meter displays current "state of charge". Includes two 12-volt accessory plugs, and 2 manual reset circuit breakers (10 amp for accessory plugs and 60 amp for trolling motor). Fits group 24- and 27-size batteries.

PART #: 27-1820175



## BATTERY TRAY

- Compact to conquer tight spaces
- Recessed mounts and fasteners - no tabs
- Poly strap with quick-release buckles
- Resistant to gasoline, oil, acid and most chemicals
- Meets all NMMA requirements



PART #:	DESCRIPTION:
50-22034	GROUP 24
50-22054	GROUP 27

## GENIUS 2D BATTERY CHARGER

Introducing the GENIUS2D, one of our most powerful, highest-performing, energy-efficient, and compact chargers yet. The GENIUS2D is a 2-amp direct-mount battery charger and battery maintainer engineered to be securely mounted nearby the battery. Its designed for all types of 12-volt lead-acid batteries, including flooded, gel, AGM and other maintenance-free batteries.

PART #: 589-GENIUS2D



## COBRA BATTERY CHARGER

Cobra's CPBM2A makes it easy to charge 6- and 12-volt batteries for cars, motorcycles, ATVs, boats, and other applications. It will maintain any size battery, and its operating modes give you separate options for charging 6-volt and 12-volt lead-acid, AGM, and lithium-ion batteries. Its low voltage mode also lets you charge batteries with voltages too low to be detected.

PART #: 143-CPBM2A



## BATTERY TERMINALS – CLAMP STYLE



PART #:	DESCRIPTION:
50-62731	6 TO 1 GAUGE - RED
50-62721	6 TO 1 GAUGE - BLACK

# BOAT SAFETY

## RESCUE LINE THROW BAG

SEACHOICE Rescue Line Throw Bag. Includes 50' rescue line to throw to person in trouble.

- Bright, high-visibility yellow polyester bag
- UV resistant
- Rope floats

PART #: 50-45441



## LIFE JACKET LIGHT STICK

Life Jacket Light Stick by SEACHOICE®.

100% safe, non-toxic, non-flammable.

Simply squeeze handle to break seal.

Slide cover off. Lasts up to 12 hours.

Never worry about replacing batteries or bulbs.

PART #: 50-46151



## WATERTIGHT EQUIPMENT CONTAINER

Watertight Equipment Container by Scotty

**PRODUCT OVERVIEW:**

- Watertight Emergency Equipment Container
- For dry storage of flares, emergency rations, matches, etc.
- Translucent to see interior contents
- Net buoyancy – 1kg. (2.2 lb)

PART #: 736-774S



## WATERTIGHT FIRST AID KIT

Watertight First Aid Kit by Scotty

**PRODUCT OVERVIEW:**

- Watertight First Aid Kit with 16 essential items and over 85 pieces total
- Rugged watertight buoyant container
- Includes No. 780 Lifesaver #1 Safety Emergency Whistle
- Does not ship to the United States

PART #: 736-789



## LOCATOR BASIC 3 RED HANDHELD FLARES

HANDHELD FLARES



- Environmentally friendly formulation contains no Perchlorate
- Burns 33% Brighter & has a 35% larger flame
- Greater visibility & safety in emergency situations
- Dynamic, unique flame with a brightness up to 950 candelas
- Burns for up to 3 minutes
- Exceeds U.S.C.G. Requirements for Brightness & Burn time
- Flares can be easily disposed of by responsibly burning on land, leaving no harmful residue

PART #: 191-265

## BOAT SAFETY RESCUE THROW BAG

793 Boat Safety Rescue Throw Bag.

**PRODUCT OVERVIEW:**

- Rescue Throw Bag with adjustable strap and 3M reflective exterior safety band
- Bright orange nylon and polyester self-draining bag
- Braided MFP polypropylene floating rope
- 50' x 9/32" 550lb. test (15m x 7mm 300kg. test)

PART #: 736-793



## SAFETY GEAR BAG

Keep all your mandatory safety and emergency gear organized in this commercial weight, ventilated bag. Holds 4 adult and child PFD's in main body. Separate storage area in lid holds flares, distress flag, air horn, etc. Large mesh pocket in front for additional storage. Bag has heavy web carry handles, non-skid feet on bottom and grommet openings for drainage. Nylon, self-repairing zippers on bag and lid. D-rings on each end allow bag to be secured to deck on boat or dinghy. Safety equipment not included. Constructed using a 600-denier polyester/nylon blend.

Size: 12"H x 21"W x 15"D

PART #: BOT 3118-6



## INFLATABLE RADAR REFLECTOR

EM230i – INFLATABLE RADAR REFLECTOR

Folds down neatly to pocket size and is an ideal addition to the grab bag for emergency use.

Suggested for: Racers, dinghy or life raft

**Dimensions:**

**Length:** 750mm (29.5in)

**Weight:** 413gms (14.5oz)

**Overall Diameter:** 300mm (11.8in)

**Maximum response:** +/-3– 25.6M2

PART #: 960-EM230I



## LAKE BOAT DAY-NIGHT SIGNAL KIT

Designed for use on boats operating in non-regulated waters.

**Contains:**

- U.S.C.G. approved daytime signal
- 1 orange handheld smoke signal
- 1 eco friendly red handheld flare
- 1 safety whistle w/ lanyard
- Packed in 4-color poly bag

PART #: 191-236



## ALERT/LOCATE REPLACEMENT VALUE PACK

**Contains:**

- (3) 12-Gauge High Performance Red Aerial Flares REARMING KIT
- (3) Eco-Friendly Red Handheld Flares
- (1) Handheld Orange Smoke Flare

PART #: 191-266



## INLAND LOCATE KIT W/ ACCESSORIES



Kit designed to meet both visual and audible Coast Guard requirements.

**Contains:**

- 3 eco-friendly handheld red flares
- 1 safety whistle with lanyard
- 1 handheld orange smoke signal
- 1 1 oz. mini air horn
- 1 signal mirror
- Neoprene storage case
- Orion safety manual

**PART #: 191-243**

## ALERT/LOCATE PLUS WITH FIRST AID



Expanded signaling protection. Packed in an orange foam floating zippered storage bag.

**Contains:**

- (1) 12-Gauge Launcher w/Bandolier & Hammer Safety Lock
- (4) 12-Gauge High Performance Red Aerial Flares
- (3) Eco-Friendly Red Handheld Flares
- (2) Orange Smoke Flares
- 125-Piece First Aid Kit
- Orange, Floating Storage Bag
- ORION Safety Manual

**PART #: 191-249**

## TYPE V INFLATABLE PFD 33G M/A



SEACHOICE - TYPE V Red/Black Manual Inflatable PFD. Light weight and low profile for safety and peace of mind. This PFD remains cool while wearing in heat of the summer and can be worn over wet weather clothing in winter. Can be used for recreational boating, fishing, stand up paddle boarding, sailing, and hunting. The 33-gram models feature a zipper pouch for storage.

Model: 33g / 150N

Coast Guard Type: USCG Type V. (has Type III Performance)

Flotation: Co2 Cylinder—Halkey Roberts mechanisms

Shell: Durable 100 % polyester outer

Closure: 1.5" nylon belt w/ buckle

PART #:	DESCRIPTION:
50-85830	RED LIFE VESTS
50-85840	BLUE LIFE VESTS
50-85860	CAMO LIFE VESTS

## ADULT UNIVERSAL TYPE II USCGA LIFE VEST PACK, 4-PACK



UV resistant marine grade vinyl carry bag. Contains (4) adult sized Universal Life Vests (Type II PFD). Description: Orange Size: 20" L x 12" W x 10" H



PART #:	DESCRIPTION:
50-85511	4 ORANGE LIFE VESTS
50-85513	4 YELLOW LIFE VESTS

## GENERAL PURPOSE LIFE VEST 4-PACK W/BAG



SEACHOICE - GENERAL PURPOSE LIFE VEST 4-PACK W/BAG & 4 BLUE VESTS

Vest Size: Adult Universal

Coast Guard Type: USCG Type III

Flotation Material: Lightweight foam

Shell: 150 Denier polyester fabric

Closure: 1" Nylon webbing

PART #:	DESCRIPTION:
50-85511	4 BLUE LIFE VESTS
50-85513	4 RED LIFE VESTS
50-85514	2 BLUE, 2 RED LIFE VESTS

## TYPE II ORANGE ADULT LIFE VEST



PE foam filling. Designed specifically to provide minimum buoyancy and turn unconscious person face up in calm water situations.

- Size: Adult
  - Weight: 90 lbs. & up
  - Chest: 30" - 52"
  - Color: Orange
- Type II PFD. Fully U.S. Coast Guard Approved



PART #:	DESCRIPTION:
50-85520	1 ADULT LIFE VEST
50-85522	12 LIFE VEST
50-85540	1 CHILD LIFE VEST
50-85560	1 YOUTH LIFE VEST
50-85580	1 XL LIFE VEST

## TYPE I COMMERCIAL OFFSHORE VEST WITH SOLAS REFLECTIVE TAPE



SEACHOICE - Classified/graded for use on Commercial Vessels. Universal sizing. Designed to keep unconscious wearer face up. Highly visible color with Solas reflective tape and approved hardware. Coast Guard Type: USCG Type I Flotation: Soft Foam Shell: Durable 100 % polyester Closure: 1" nylon belt w/ D-ring and clip. USCG Type I Offshore life vest designed to keep unconscious wearer face up. High-visibility fluorescent orange vest has SOLAS reflective panels for enhanced visibility and a sewn-in loop for securing a light.



PART #:	DESCRIPTION:
50-85910	CHILD LIFE VESTS
50-85900	ADULT LIFE VESTS

## AIRHEAD GENERAL BOATING LIFE VEST



AIRHEAD - Durable 200 denier polyester shell with lightweight poly-E foam. The open sided design adapts to a wide range of bodies, and boasts three straps that clip on the side for a secure fit.

- USCG type III approved. Less bulky design for use when quick rescue is likely.
- Open sides allow for better ventilation to keep you cooler
- Side release buckles open and close quickly

PART #:	DESCRIPTION:
253-3000225ABL	BLUE LIFE VESTS - 30"-52" - 4 PK
253-3000225ARD	RED LIFE VESTS - 30"-52" - 4 PK

## MEN'S RAPID DRY FLEX BACK LIFE JACKET



FULL THROTTLE - Designed for the active boater, skier, or tuber and provides smooth comfort and a low profile.

- Stretchable Flex-Back insert for stretch fabric
- "Rapid-Dry" four-way freedom of movement
- Front zipper with adjustable belts
- Segmented hinge points provide
- U.S. Coast Guard approved maximum flexibility

PART #:	DESCRIPTION:
116-14250040003022	M 36"-40" GREEN
116-14250040004022	L 40"-44" GREEN
116-14250040005022	XL 44"-48" GREEN
116-14250040006022	2XL 48"-52" GREEN
116-14250070103022	M 36"-40" GREY
116-14250070104022	L 40"-44" GREY
116-14250070105022	XL 44"-48" GREY
116-14250070106022	2XL 48"-52" GREY
116-14250010002022	S 32"-36" RED
116-14250010003022	M 36"-40" RED
116-14250010004022	L 40"-44" RED
116-14250010005022	XL 44"-48" RED
116-14250010006022	2XL 48"-52" RED
116-14250010007022	3XL 52"-56" RED

## AIRHEAD ADULT ORCA NEOLITE KWIK-DRY VEST



- Type III: U.S.C.G. approved. Less bulky design for use when quick rescue is likely. Offers larger range of motion
- Closed-Sided: Offers a tighter and more secure fit to keep your life jacket in place
- Zippers: Easily and quickly fasten and remove your vest to stay safe in the water
- Neolite Kwik-Dry: Quick-drying and super soft. ft. This fabric keeps you comfortable and dry all day long

PART #:	DESCRIPTION:
253-3007507BBK	XS - 32 1/2" - 35"
253-3007508BBK	S - 35" - 37 1/2"
253-3007509BBK	M - 37 1/2" - 40"
253-3007510BBK	L - 40" - 42 1/2"
253-3007511BBK	XL - 42 1/2" - 45"
253-3007512BBK	2XL - 45" - 47 1/2"

## AIRHEAD CAMO COOL NEOLITE KWIK-DRY LIFE VEST



Life jacket is smooth and luxurious to the touch, making it great for all types of water adventures. The Camo Cool Life Jacket is U.S. Coast Guard approved.

- USCG Type III approved. Less bulky design for use when quick rescue is likely. Offers larger range of motion
- Closed-Sided for a tighter and more secure fit
- Zippered front
- Neolite Kwik-Dry super soft fabric keeps you comfortable and dry all day long.

PART #:	DESCRIPTION:
253-3500207BBL	MEN'S XS 32 1/2" - 35" - BLUE
253-3500208BBL	MEN'S S 35" - 37 1/2" - BLUE
253-3500209BBL	MEN'S M 37 1/2" - 40" - BLUE
253-3500210BBL	MEN'S L 40" - 42" - BLUE
253-3500211BBL	MEN'S XL 42 1/2" - 45" - BLUE
253-3500212BBL	MEN'S 2XL 45" - 47 1/2" - BLUE
253-3500307BPI	WOMEN'S XS 30" - 33" - PINK
253-3500308BPI	WOMEN'S S 33" - 36" - PINK
253-3500309BPI	WOMEN'S M 36" - 39" - PINK
253-3500310BPI	WOMEN'S L 39" - 42" - PINK
253-3500311BPI	WOMEN'S XL 42" - 45" - PINK

## ADULT UNIVERSAL LIFE VEST



FULL THROTTLE - Designed with large armholes and flexible foam, this life jacket offers flexibility and a full range of motion during skiing, tubing, or other active watersports.

- Adjustable belts and chest strap
- Durable polyester fabric
- U.S. Coast Guard and Transport Canada approved



PART #:	DESCRIPTION:
116-11200010000422	UNIVERSAL 30"-52"
116-11200010000522	OVERSIZE 40"-60"

## RAPID-DRY LIFE VEST



FULL THROTTLE - Wide armholes allow freedom of movement. Front zipper with adjustable belts

- U.S. Coast Guard approved
- Rapid-Dry four-way stretch fabric
- Bright colors for greater visibility

PART #:	DESCRIPTION:
116-14210010000222	55-88 LBS. - RED
116-14210010500222	55-88 LBS. - PINK

## WOMEN'S RAPID-DRY FLEX BACK VEST

- FULL THROTTLE - Designed for shorter waist women providing an improved fit
- Stretchable Flex-Back insert allows freedom of movement
  - Seven segmented hinge points provide maximum flexibility
  - 4-way stretch fabric with a soft feel
  - Front zipper with adjustable belts
  - U.S. Coast Guard approved, and Transport Canada approved



PART #:	DESCRIPTION:
116-14250010581022	XS 28"-32"
116-14250010582022	S 32"-36"
116-14250010583022	M 36"-40"
116-14250010584022	L 40"-44"
116-14250010585022	XL 44"-48"

## JOBE ADULT NYLON DUAL SIZE VEST



- ULC- certified • Lightweight EPE foam
- Safety D-ring for attaching an emergency cord
- Water drainage system • Comfortable nylon sides
- Unisex fit
- Strong & lightweight polyester fabric
- 1" Adjustable webbing straps (4x)
- Strong YKK Buckle

PART #:	DESCRIPTION:
673-247722015SM	S/M - BLACK
673-247722015LXL	L/XL - BLACK
673-2477220152XL3XL	2XL/3XL - BLACK
673-247722014SM	S/M - BLUE
673-247722014LXL	L/XL - BLUE
673-2477220142XL3XL	2XL/3XL - BLUE
673-247722013SM	S/M - LIME GREEN
673-247722013LXL	L/XL - LIME GREEN
673-2477220132XL3XL	2XL/3XL - LIME GREEN

## JOBE MEN'S NEOPRENE VEST



- Approved by the USCG (UL Certified)
- Lightweight EPE-foam
- Front / Strong YKK buckle & zipper
- Soft & flexible neoprene fabric
- Safety D-ring attachment to attach an emergency cord
- Adjustable webbing strap: 1.5"
- Water drainage system

PART #:	DESCRIPTION:
673-247722022S	S 33"-36" BURGUNDY RED
673-247722022M	M 37"-40" BURGUNDY RED
673-247722022L	L 41"-44" BURGUNDY RED
673-247722022XL	XL 45"-48" BURGUNDY RED
673-2477220222XL	2XL 49"-52" BURGUNDY RED
673-2477220223XL	3XL 53"-56" BURGUNDY RED
673-247722018S	S 33"-36" GRAPHITE GREY
673-247722018M	M 37"-40" GRAPHITE GREY
673-247722018L	L 41"-44" GRAPHITE GREY
673-247722018XL	XL 45"-48" GRAPHITE GREY
673-2477220182XL	2XL 49"-52" GRAPHITE GREY
673-2477220183XL	3XL 53"-56" GRAPHITE GREY
673-247722020S	S 33"-36" LIME
673-247722020M	M 37"-40" LIME
673-247722020L	L 41"-44" LIME
673-247722020XL	XL 45"-48" LIME
673-2477220202XL	2XL 49"-52" LIME
673-2477220203XL	3XL 53"-56" LIME
673-247722016S	S 33"-36" MIDNIGHT BLUE
673-247722016M	M 37"-40" MIDNIGHT BLUE
673-247722016L	L 41"-44" MIDNIGHT BLUE
673-247722016XL	XL 45"-48" MIDNIGHT BLUE
673-2477220162XL	2XL 49"-52" MIDNIGHT BLUE
673-2477220163XL	3XL 53"-56" MIDNIGHT BLUE

## JOBE WOMEN'S NEOPRENE VEST



- JOBE Women ULC-certified Neoprene Vest
- PVC foam front - Lightweight EPE foam back
  - Women's comfort cut • Strong YKK buckles & zipper
  - Soft & flexible neoprene fabric
  - 1.5"/3,8cm Adjustable webbing straps (2x)
  - Safety D-ring for attaching an emergency cord
  - Water drainage system

PART #:	DESCRIPTION:
673-247722025S	S 30"-33 PINK BLACK
673-247722025M	M 34"-36" PINK BLACK
673-247722025L	L 37"-39" PINK BLACK
673-247722025XL	XL 40"-42" PINK BLACK
673-247722027S	S 30"-33" MIDNIGHT BLUE
673-247722027M	M 34"-36" MIDNIGHT BLUE
673-247722027L	L 37"-39" MIDNIGHT BLUE
673-247722027ZL	XL 40"-42" MIDNIGHT BLUE

# CLEANERS, CHEMICALS AND POLISHES

## 303 UV PROTECTANT

No other product provides this much protection for your boat and water gear. Use Aerospace Protectant to keep your boat's seats, sails, hull and windows colorful and clean. Marine Aerospace Protectant is a premium protectant designed to safeguard boats and boat equipment against the damaging effects of daily exposure to UV rays. It's safe for use on outdoor gear and apparel, too.

**PART #: 21128**



## POWER #1 HULL AND FIBERGLASS CLEANER

Removes stains from the fiberglass hulls of boats, upholstery, wood, copper, rims, brake dust, vehicles, fenders, fiberglass, sink, toilet, bathtub, clothing, cement, stainless steel, humidifiers, fabric, concrete, painted surfaces, bodies of carburetors, decks, chrome, ceramic grout. Will also remove coffee stains, grape juice stain and much more. It is also biodegradable, no smell, won't hurt your skin, and is non-flammable. Apply on dry surface, wait 60 seconds, and watch it disappear. Simply rinse when done.

**PART #: 538-20131L**



## DINGHY & FENDER CLEANER

Aqua-Tek Dinghy Cleaner is powerful, non-abrasive and excels at cleaning Dinghy and for defenses. It cleans quickly, easily, efficiently and this with a minimum of effort. It is very easy to rinse and let the shiny surface. It is biodegradable, so will not affect fish or other aquatic life. Powerful cleaner removes most difficult stains. Effective on any type of boat Dinghy and Defense. rapid implementation, easy and secure. Waterborne, nonabrasive. Biodegradable. Ecological Easy to rinse.

**PART #: 51150**



## INFLATABLE BOAT CLEANER

This special formulation is a non-flammable, heavy duty cleaner that quickly removes dirt, grease, grime & stains. Works equally well on fiberglass surfaces.

Applications:

- Fiberglass
- Inflatable boats
- rubber

Unit Package Description:

32 Ounce (946 ml) Spray Bottle

**PART #: 77-76832**



## INFLATABLE & VINYL CLEANER

Inflatable & Vinyl Cleaner by Captain PHAB.

An eco-certified vinyl cleaner that is water-based, solvent-free and 100% safe on all inflatable surfaces.

- Removes chalking and extra stubborn soil really fast.
- Works great on scuff marks, algae, greasy crud, silt, minerals and decayed vegetation.
- Water-based and biodegradable
- 100% safe on all inflatables

**PART #: 583-256**



## ULTIMATE PADDLESPOrts CLEANER & PROTECTANT

STARBRITE Ultimate Paddlesports Cleaner & Protectant enhances the color and texture of all treated surfaces; it is safe for use on plastic, Kevlar, fiberglass, vinyl and rubber.

- Spray on, wipe off to remove grime, dirt, salt deposits and more.
- PTEF® polymers help protect against UV damage.
- Formulated for use on fiberglass, Kevlar® and plastic rotomolded kayaks, paddleboards and canoes.

**PART #: 74-96022C**



## FIBERGLASS COLOR RESTORE

STARBRITE Fiberglass Color Restore Brings back original color and luster. Removes heavy oxidation, chalking and fading. Seals surfaces against future fading. Will not scratch or harm gelcoat. Excellent for all dark colored boats. No hard rubbing. Easy to use.

**Size:** 473ml (16 oz.)

**PART #: 74-81816C**



## REVIVAL ECOLOGICAL PASTE

Zodiac Revival is an ecologically friendly paste that cleans, degreases, polishes and protects.

Specifically designed for boat maintenance it removes yellowing, tartar, rust marks on the gel coat and tubes. Put a little ecologically friendly Revival paste on a wet sponge, squeeze into a lather and rub in, then, rinse. The paste has an unlimited shelf life.

**PART #: Z61111**



## LONG DIP 'N' SCRUB BRUSH - STIFF BRISTLE

SHURHOLD Industries Inc Long Dip 'N' Scrub Brush 276 Stiff chemical resistance bristles. Perfect for bait wells, wheels and waterlines.

**PART #: 658-276**



## MILDEW STAIN REMOVER

**22 OZ.**

STARBRITE - Mildew Stain Remover 22 oz. Removes mildew stains on contact. Easy to use, no rubbing or scrubbing. Excellent for cushions, headliners, vinyl covers, etc. Simple spray on application.

**PART #: 74-85616C**



## DETAILING SUPPLIES AND RAGS

### CLOTH-LIKE RAGS

**500/BAG**

SEACHOICE - Cloth-Like Rags 500/Bag  
Heavy-duty and lint free  
Lasts 3X longer than paper shop towels  
Solvent-resistant and reusable  
Size: 10" x 11"

**PART #: 50- 90029**





## MICROFIBER REGGAE WASH SPONGE



STARBRITE Microfiber Reggae Wash Sponge  
Microfiber material is highly absorbent yet super soft, so it will not scratch gelcoat or painted surfaces. Use wet for washing, dry for dusting. Machine washable.  
Description: Sponge with scrubbing side  
**PART #: 74-40078**



## RECYCLED WHITE KNITS WIPING CLOTHS



SEACHOICE - Recycled White Knits Wiping Cloths - 4 lb. Box or 1 lb. Bag.  
Recycled white knits  
Soft, absorbent and low lint  
Box: 4 lb.  
**PART #: 50-90006 - 4 LB. BOX**  
**PART #: 50-90007 - 1 LB. BAG**



## SCRUBBER SPONGE



SEACHOICE - Scrubber Sponge  
Absorbent sponge  
Scrubbing pad  
Rinses clean  
Size: 6.5" x 3-1/2" x 1-1/4"  
**PART #: 50-90000**



## DELUXE MICROFIBER DETAILING CLOTHS



SEACHOICE - Deluxe Microfiber Detailing Cloths For polishing, waxing dusting  
Perfect for high-gloss surfaces around the boat, including chrome and glass.  
Perfect for the galley.  
**PART #: 50-90014 - 16"x16" 12 PK.**  
**PART #: 50-90037 - 14"x14" 50 PK.**



## 2-IN-1 SCRUBBER SPONGE



SEACHOICE - 2-in-1 Scrubber Sponge, Heavy Duty, Dual Purpose  
Removes dirt and grime quickly and easily  
Absorbent cellulose sponge bonded to a heavy-duty scrubbing pad  
Extra tough for heavy-duty cleanup jobs  
Durable and reusable  
Size: 6-1/2 x 3-1/2 x 7/8 inches  
**PART #: 50-90018**



**BE  
PROACTIVE.  
GET  
PROTECTED.**

# CONSOLES AND SEATING

## CADET BENCH SEATING



Second or replacement Aluminum bench seating for Zodiac Cadet.




PART #:	DESCRIPTION:	FITS:
Z69511	BENCH SEAT 1000MM	310/330/340/360/390
Z69418	BENCH SEAT 1050MM	CADET RIB
Z69417	BENCH SEAT 900MM	CADET RIB

## BENCH ON RAIL SEAT KIT



Specially designed for Zodiac Aluminum floors, these HD bench seats are ideal for anyone wanting a stable seat when sitting.

Applications: Classic Mark II C Solid, Classic Mark II C Aluminum, Classic Mark II Solid, Classic Mark II Aluminum, Futura Mark II C Aluminum, Futura Mark II Aluminum, Futura Mark III Aluminum, Grand Raid MK2 Aluminum, Grand Raid MK3 Aluminum



**Note:** For boats with HD Floor with Rail Mounting Systems.

**PART #:** Z1255

## BENCH SEAT WEBBING MOUNT



PVC Bench Seat Webbing Mount for installing bench seats on your PVC inflatable boat. Made from High Grade PVC with stitched in webbing to install hook style bench seats.

Color: Black

**PART #:** STRYKBLKSEATWEB



## BENCH SEAT MOUNTS



Zodiac Bench Seat Mounts PVC Navy Blue

Includes 2 seat mounts

**PART #:** Z69328



## SEAT SUPPORT WEBBING



Quicksilver Webbing Assembly. Seat Support Webbing Light Gray PVC.

**PART #:** 62-818701007



## FLEX RAIL MOUNT FOR HD SEATS




Bench seat flex rail mounts for Quicksilver Inflatable Boats. Replacement or upgrade for inflatable boat to have mounted slider bench seat. Can be used on all PVC boats.


Includes: Set of 2

**Material:** PVC **Color:** Gray

**PART #:** 8M0158190



## QUICKSILVER BENCH SEATING



Wooden seat for Quicksilver inflatables. Replacement or additional.

PART #:	DESCRIPTION:	FITS:
8M0156319	90 X 20CM, DARK GRAY	300/320 SPORT & ALU Rib
8M0156318	85 X 20CM, DARK GREY	250 SPORT
8M0148950	90 X 20CM, LIGHT GREY	300/320 AIRDECK & ALU-RIB BENCH
8M0148949	85 X 20CM, LIGHT GREY	250 AIRDECK
8M0148948	80 X 20 CM, LIGHT GREY	TENDY

## ZODIAC TENDER BENCH SEAT



### 5CM - MODELS FROM 1997 TO 2004

This bench seat is suitable for the models from year of construction 1997 to 2004.

The bench seat is attached by a rubber flap (Z3083) to the holder that is already mounted on your dinghy/inflatable.

**PART #:** Z1114 - ZODIAC 340/380 – 95 CM LONG

**PART #:** Z1113 - ZODIAC 240/310 – 85 CM LONG



## 2 PC SEAT CLIP BRACKETS



**Description:**

- **Material:** Environmental PVC

- **Size (L x W x H):** Approx.

16.6\*5.6\*2cm / 6.5\*2.2\*0.8 inch

- **Color:** Black

- Made from high grade environment PVC material, durable and long lasting

- Simple designed seat hooks, easy to use

- Great accessory for fishing boats, inflatable boats, rib dinghy and kayak

**Package Includes:** x2 Boat seat hooks

**PART #:** 13009689



## PLASTIC STRAP RETAINER BOLT



Replacements for Zodiac Futura Inflatable Boat Strap Holders, Zodiac Bombard AVON Belted Rope rails, Zoom Bench Seat Strap Mount and much more.

For: Zodiac, Bombard, AVON & AKA Marine

**SOLD Individually**

**PART #:** Z6553 – BLACK

**PART #:** Z2886 – GREY

## PLASTIC FLOOR/SEAT RETAINER



Replacement Zodiac Floor or Seat Retainer - per item  
 Used to attach air floor to transom or bench seat mount to slide on rope rail stringers.  
 Can be used for other brand inflatable boats.  
 Such as SEABRIGHT, SEAMAX, and much more...  
**PART #: Z3143**



## QUICK FIT BENCH SEAT RETAINER KIT



Zodiac Quick Fit Bench Seat Retainer Kit  
 Material: Plastic  
 Color: Light Gray  
 Mounting Hardware Included  
 Attaches to the Mounting points on tubes  
**PART #: Z60560**



## UNDER SEAT BENCH BAG/CUSHION



Zodiac seat bag with several storage compartments, detachable, 90cm.  
 Suitable for Cadet models and other bench style seating.  
**PART #: Z61859**

## BENCH SEAT CUSHION/BAG COMBO



Bench seat storage bag with padded seat cushion for inflatable boats. 420D Oxford coated nylon material in black. Fits most boats.  
 Material: 420D Oxford Coated  
 Cushion dimensions: 80 x 20 cm  
 Bag dimensions: 68 x 26cm  
**BLACK - PART #: GHP000111**  
**GREY - PART #: GHP000112**

## ZODIAC JOCKEY CONSOLE



2-person Jokey Console from Zodiac.  
 Built from Fiberglass, this stylish console is a great upgrade for any inflatable boat, not just your Zodiac.  
**Color:** Gray  
**Dimensions:** 1.61x0.64x0.92M  
**PART #: Z61247**



## CADET CONSOLE & SEAT KIT



Zodiac Cadet Console & Seat Kit  
 This kit will work on both aluminum and fiberglass hull Cadet RIB tenders.

PART #:	DESCRIPTION:
ZN90233	CADET 390 CONSOLE W/9 FT. CABLE
ZN90232	CADET 360 CONSOLE W/8 FT. CABLE
ZN90231	CADET 300-330 CONSOLE W/7 FT. CABLE

## FCT880 ALUMINUM BENCH/CONSOLE



Designed for aluminum Rigid Inflatable Boats (RIB)'s with deep v-hulls but can be installed on Foldable Inflatable Boats FIB's with the proper brackets and supports. Convert your standard boat, into a console driven cruiser. Have the luxury of a seating console while you travel in your inflatable with style.



**Color:** White  
**Mounting:** (No hardware, bare setup)  
**PART #: FCT880**

## FCT725 ALUMINUM BENCH/CONSOLE



Designed for aluminum Rigid Inflatable Boats (RIB)'s with deep v-hulls but can be installed on Foldable Inflatable Boats FIB's with the proper brackets and support. Convert your standard boat, into a console driven cruiser. Have the luxury of a seating console while you travel in your inflatable with style.



**Color:** White  
**Mounting:** (No hardware, bare setup)  
**PART #: FCT725**

## JOCKEY CONSOLE



QuickSilver Jockey Console.  
 Ride the waves like your riding a motorcycle.  
**Length** (front to back - 116 cm  
**Width** ..... - 28 cm  
**Height** ..... - 91 cm  
**Color** ..... - White  
**PART #: 720-8M0162905**



## SU400 STEERING CONSOLE



Heavy duty aluminum construction, with access panel on the side and cubby door under steering area for easier storage access. Front seat cushion well padded for the waves, with storage locker under seat.

White in Color

\*Mounting hardware not included

\*\*Steering hardware sold separately

PART #: SU400



## BENCH SEAT OPTIMA 525



Zodiac Bench Seat Optima 525 seat for Zodiac Boats. Upgrade or add this console to your inflatable boat.

**Dimensions:** 0.53x0.82x0.52M

PART #:	COLOR:
Z61217	WHITE
Z61212	GRAY

## BOLSTER PRO SEAT - 2 PERSON



Zodiac Bolster Pro Seat for 2-person. Fold forward bench back for reduced clearance for storage and covering.

**Dimensions:** 0.94x0.37x0.80M

PART #:	COLOR:
Z61720	LIGHT GRAY
Z61721	DARK GRAY

## JOCKEY SEAT - 1 PERSON



Zodiac Jockey Seat - 1 Person

Single person Jockey Seat for your inflatable boat or RIB.

**Dimensions:** 0.57x0.33x1.09M

PART #:	COLOR:
Z61722	LIGHT GRAY
Z61723	DARK GRAY

## CONSOLE PRO HLS



Zodiac Console PRO HLS with front seat.

Perfect upgrade for any inflatable boat. Fiberglass construction, where the console can fold forwards for storage.

**Dimensions:** 0.98x0.61x1.73M

PART #:	COLOR:
Z61728	LIGHT GRAY
Z61732	DARK GRAY

## CONSOLE PRO HL



Zodiac Console PRO HL

Perfect upgrade for any inflatable boat. Fiberglass construction, where the console can fold forwards for storage.

**Dimensions:** 0.69x0.61x1.73M

PART #:	COLOR:
Z61727	LIGHT GRAY
Z61731	DARK GRAY

## CONSOLE OPTIMA 800



Zodiac Console Optima 800 is the economic upgrade for any inflatable boat or RIB. Fiberglass.

**Dimensions:** 0.62x0.59x1.22M

PART #:	COLOR:
Z61389	LIGHT GRAY
Z61450	DARK GRAY

## BOLSTER TUBE BENCH SEAT



Zodiac Bolster Tube Bench Seat comes in 1 or 2 person setups. Black in color, these are ideal for setting up your inflatable boat when seating is needed.

PART #:	DESCRIPTION:
Z61984	1 PERSON / 0.51x0.43x0.80M
Z61983	2 PERSON / 0.96x0.43x0.80M

## ZODIAC MINI CONSOLE



This Mini Console from Zodiac is the perfect addition to any Zodiac Inflatable boat with the aluminum floor rail system. Works with Zodiac-Nautic, Bombard, Zodiac-MILPRO and other Zodiac brands using the Aluminum floor rail system.

**FOR A LIMITED TIME!!!**

PART #:	DESCRIPTION:
Z1367	RED
Z1368	WHITE

## CONSOLE PRO HXLS



Zodiac Console PRO HXLS. Extra wide w/ large seat. Perfect upgrade for any inflatable boat. Fiberglass construction, where the console can fold forwards for storage.

**Dimensions:** 0.99x0.91x1.73M

PART NO:	COLOR:
Z61982	WHITE
Z61965	GRAY

## CONSOLE OPTIMA 1000XL



Zodiac Console Optima 1000XL is the economic alternative for stand up style inflatable boat console.

**Dimensions:** 0.64x0.60x1.80M

PART #:	COLOR:
Z61397	WHITE
Z61398	GRAY

# D-RINGS, TOW RINGS AND LIFTING HANDLES

## KAYAK D-RING BUCKLE SET



6X Kayak D-Ring Buckle For Surfboard Canoe. Accessories for Inflatable Boat and more.

**Color:** Black  
**Material:** PVC  
**PART #:** UNIPVCDRNG



## ZODIAC ROUND PVC D-RINGS



Replacement or Spare D-Rings for ZODIAC, BOMBARD, AVON & AKA SPARES  
**Material:** PVC  
**D-Ring:** Stainless Steel

## NRS PIKE D-RING



NRS Pike D-Ring - Green  
**Material:** PVC - Dark Green  
**D-Ring:** 4 1/2" Round  
**PART #:** 38021-01-102

PART #:	DESCRIPTION (D-RING SIZE - COLOR):
Z6168	53MM - BLACK
Z6128	53MM - WHITE
Z2302	53MM - GRAY
Z2303	53MM - LIGHT GRAY
Z6167	25MM - BLACK
Z6127	25MM - WHITE
Z6179	25MM - LIGHT GRAY
Z2765	25MM - NAVY BLUE

## DURAS OVAL D-RINGS



Replacement or spare 50mm D-Ring, Oval for DURAS Inflatables.  
**Material:** PVC - Light Gray  
**PART #:** DZDRING50

## QUICKSILVER D-RING LARGE



Quicksilver/Mercury Replacement or Spare Large D-Ring for your inflatable boat.

**Material:** PVC  
**Color:** White  
**Diameter:** 160mm  
**Ring Size:** 55mm  
**PART #:** 62-811309003



## QUICKSILVER D-RING SMALL

Quicksilver/Mercury Replacement or Spare Small D-Ring for your inflatable boat.

**Material:** PVC  
**Color:** Black  
**Diameter:** 140mm  
**Ring Size:** 40mm  
**PART #:** 62-811310



## QUICKSILVER BOW LIFTING HANDLE



Replacement Quicksilver/Mercury Inflatable Bow Lifting handles.  
**Material:** PVC

PART #:	DESCRIPTION:
62-809777 2	STAINLESS STEEL HANDLE-LIGHT GRAY
62-809777004	PLASTIC COMPOSITE HANDLE-LIGHT GRAY

## HD ROUND D-RINGS

NRS



Heavy-duty Hypalon D-Rings for inflatable boats. Nylon Belt Sewed in Hypalon material for extra reinforcement.

PART #:	DESCRIPTION:
UNIHYPBLK	BLACK, 160MM DIAMETER 65MM D-RING
UNIHYPWHT	WHITE, 160MM DIAMETER 65MM D-RING
UNIHYPGRY	GRAY, 160MM DIAMETER 65MM D-RING
UNIHYPRED	RED, 160MM DIAMETER 65MM D-RING

## DURAS BOW HANDLE



Replacement DURAS PVC Bow Handle - Light Gray with Composite Plastic Handle

PART #: DZBOWHANDLE

## QUICKSILVER GRAY CARRY HANDLE

QUICKSILVER INFLATABLES



Replacement Gray PVC handle for QuickSilver Inflatable Boat's (For Airdeck and AluRib models.)

PART #: 720-8M0148927

## FUTURA BOW HANDLE, BLACK

ZODIAC



Zodiac PVC Plastomer Fabric supporting stainless steel grab and pull bow handle. Found on most Zodiac Futura, Classic and other Zodiac boats.

- 9"L x 7.5" Wide at the widest point.

- Will work on any PVC fabric Boat.

PART #: Z2997

## CARRY HANDLE/CLEAT

QUICKSILVER INFLATABLES



Replacement or spare black hard carry handle/cleat for inflatable boats.

PART #: HRD-CRY-BLK

## QUICKSILVER BLACK CARRY HANDLE

QUICKSILVER INFLATABLES



Replacement black PVC handle for QuickSilver Inflatable Boat's (For Sport, HD, and AluRib models)

PART #: 720-85950521

## BRAVO ART 321 PVC HANDLE

BRAVO



Bravo Art 321 PVC Handle - Gray or Black

Dimensions:

70x20mm

H:46mm

BLACK - PART #: A151321N

GREY - PART #: A151324N

# ELECTRICAL AND LIGHTING COMPONENTS

## 4 SWITCH PANEL ADJUSTABLE CONTROL BOX



When mounting locations are limited, our signature control box is second to none and is a first for the Marine Industry. Hand built construction from High-grade Marine materials, switches, and wiring, this control box is ideal for any boat without a console that has a tower, railing or pole where the control box can be mounted to. Being fully adjustable with its RAM arm, this control box can be setup to any position with ease to make access to the controls more easily accessible and can be moved out of the way when not being used.

### What's Included:

Control Box w/ 4 BlueSea Switches  
BlueSea Housing Fire Resistant Box  
3 feet Marine Tin Coated Wiring 18 ga  
RAM Mount fully adjustable Arm  
Weatherpack connector for quick wiring connections  
**Components made in the USA - Assembled in Canada**  
**PART #: GASSWITCH001**

## ST BLADE COMMON SOURCE ATO/ATC FUSE BLOCK W/NEGATIVE BUS - 12 CIRCUITS WITH COVER



Blue Sea Systems 5026 ST Blade Common Source ATO/ATC Fuse Block w/Negative Bus - 12 Circuits with Cover. Clear insulating cover with label recess for small Blue Sea Systems' labels. Cover insulates all conductive parts, satisfying ABYC/USCG requirements. Tin-plated copper buses and fuse clips give 30 Ampere rating per circuit. Rated for 32 Volts DC, 100 Ampere maximum per block. Accepts ATO and ATC fast acting blade type fuses and plug-in style circuit breakers. Thermoplastic base and polycarbonate cover.

**PART #: 661-5026**



## CONTURA 4 POSITION PANEL



Blue Sea Systems 8262 Contura Water Resistant 12V DC 4 Position Panel, Gray. Features include waterproof panel mount fuse holders which accept commonly available AGC and MDL fuses. Made of heavy 1/8" aluminum. Waterproof contura switches and "On" indicating LED's embedded in switch. Completely wired and ready to install. Comes with a set of 30 common DC labels.

**PART #: 661-8262**



## 33 SERIES LED ROUND - MARKER/NAVIGATION

Truck-Lite 33 Series, LED, Red Round, 1 Diode, Marker Clearance Light, P2, Black Rubber Grommet Mount, Hardwired, .180 Bullet Terminal, 12V, Kit  
**PART#: 33050R3**



## MEGA OR AMG SAFETY FUSE BLOCK

Blue Sea 7721 MEGA or AMG Safety Fuse Block

- Ignition protected for installation aboard gasoline or diesel powered boats
- Sealed cover protects fuses from the harsh marine environment
- Insulating cover satisfies ABYC/USCG insulation requirements
- Cover breakouts allow wire access in any direction
- 300A maximum with 4/0 cable
- Accepts Blue Sea Systems Square Format standard or custom label

Fuses sold separately

**PART #: 661-7721**



## BUSBAR PLUS 10 GANG COMM W/COVER



Blue Sea 2300 Busbar Plus 10 Gang Comm w/Cover. Industry standard BusBar features tin-plated copper bus, 1/4" stainless steel studs and 8-32 terminal screws. Continuous rating 150 Amps AC/DC, maximum voltage 300 Volts AC, 48 Volts DC.

- The industry standard busbar for positive distribution
- The industry standard busbar for the collection of negative or AC ground circuits

**PART #: 661-2300**



## ST BLADE COMMON SOURCE ATO/ATC FUSE BLOCK W/NEGATIVE BUS - 6 CIRCUITS WITH COVER



Blue Sea Systems 5030 ST Blade Common Source ATO/ATC Fuse Block w/Negative Bus - 6 Circuits with Cover. Clear insulating cover with label recess for small Blue Sea Systems' labels. Cover insulates all conductive parts, satisfying ABYC/USCG requirements. Tin-plated copper buses and fuse clips give 30 Ampere rating per circuit. Rated for 32 Volts DC, 100 Ampere maximum per block. Accepts ATO and ATC fast acting blade type fuses and plug-in style circuit breakers. Thermoplastic base and polycarbonate cover.

**PART #: 661-5030**



## PANELBACK 5-1/4 X 3-3/4 X 3



Blue Sea 4026 - Panelback 5-1/4" x 3-3/4" x 3". Provide electrical insulation for exposed panel backs and mechanical protection for panel backs protruding into lockers. Made of lightweight material for easy drilling for wire entrance and exit.

**PART #: 661-4026**



## MICRONOVA® INDICATOR NAVIGATION LED

Grote's MicroNova® LED Indicator Light is suitable for bright sunlight applications and is hardwired with .180 standard UBS plug connectors for maximum performance.

Ideal for Radar Tower/Arch bars needing Navigation lights for night cruising.

**PART #: 60284 - GREEN**





## SIDE LIGHTS

**NEW** PERKO



Vertical Mount Side Lights - A - 254 Black DP1 - Certified for use on power driven vessels under 20 meters (65.6 feet) in length. Features chrome plated bronze with black plastic base all black plastic, or all white plastic 3-1/2 inch length x 2-1/4 inch width x Projection overall 7/8 inch red and green lenses, 12 volt bulbs included.

**PART #: 9-0254B00DP1**

## SERIES 27 PORTABLE A/R WHITE

AQUA SIGNAL Series 27 is for safe navigating at night or in low light conditions. It provides all-around white LED or bi color LED light maximising visibility on the water. It is designed for small watercraft, dinghy, canoe, rowboat, kayak, etc. that are manually /engine powered and less than 7 m with speeds up to 7 knots. Series 27 is portable, and battery powered.

**PART #: 40-274407**



## LED SIDE LIGHTS

**NEW** PERKO



For replacement use only on power driven vessels under 20 meters (65.6 ft.) in length. 2-mile visibility. Available in Chrome plated bronze, Polymer Black, Polymer White. Uses 10% of the energy draw of standard lights. Low heat, long life and water resistant. Vertical mount. Screw size is 8.

**PART #: 9-0602DP1CHR**

## LED SERIES 27 PORTABLE NAV LIGHTS BI COLOR

AQUA SIGNAL Series 27 is for safe navigating at night or in low light conditions. It provides all-around white LED or bi color LED light maximising visibility on the water. It is designed for small watercraft, dinghy, canoe, rowboat, kayak, etc. that are manually /engine powered and less than 7 m with speeds up to 7 knots. Series 27 is portable, and battery powered.

**PART #: 40-274007**



## PORT/NAV LIGHT INFLAT CAMO

Attwood Marine 14193-7 Port Nav Light Inflat Camo. Be seen and be safe with these compact and portable LED navigation lights. All new portable navigation lights are more durable, easier to use, and include Attwood's strongest mounting and pole configurations. Ideal for personal watercraft, camping, and hunting. Kit includes red/green LED bow light, white LED stern light, quick release mounts, pole, and hardware.

- Water-resistant bow and stern navigation lights
- Attwood's most durable, portable LED navigation light engines
- Sealed electronics, built to last in harsh conditions
- Sealed, shock-proof composite housing
- Shatter-proof polycarbonate lens
- 150+ hour run-time on three AAA batteries (not included)

**PART #: 14193-7**



## DINGHY VISIBILITY KIT

The Dinghy Visibility Kit is the perfect companion for small, tiller steered power boats and inflatables under 7 meters that do not exceed 7 knots. In one convenient, value-for-money pack you get everything you need to comply with the legal requirements in almost every country and territory. Disassembly when you're finished is quick and easy, and in the handy storage bag it will stow just about anywhere.

**PART #: 04-4119-11**



## PORTABLE LED NAVIGATION LIGHT KIT

The NaviPack Portable LED Navigation Light Kit is the perfect companion for small, tiller steered power boats, inflatables, or as an emergency nav light pack for larger vessels. In one convenient, value-for-money pack you get everything you need to comply with the legal requirements in almost every country and territory. Supplied with three RAILBLAZA mounts, you can use the StarPort, SidePort or QuikPort, and the good news is you'll have one of them left over. There are endless mounting possibilities. Disassembly when you're finished is quick and easy, and in the handy storage bag it will stow just about anywhere.

**Kit includes:**

- All-round white light
- Port/starboard light
- Light pole
- All required mounts and fasteners
- Carry bag

**PART #: 04-4092-11**



## C-LIGHT™

838 C-LIGHT by Scotty

**PRODUCT OVERVIEW:**

- The Scotty Ball System joint design enables a smooth and complete full range of motion for the Sea-Light
- The corrosion proof construction of this system provides a long service life in both fresh and saltwater applications as it is designed with stainless steel fasteners and a stainless pole
- Includes ACR detachable, fully sealed LED C-Light™
- Includes a bright 20 Lumen White LED for location assistance during emergencies
- Easy twist ON/OFF activation that is waterproof tested
- Impact resistant construction and is USCG/SOLAS Approved

**PART #: 736-838**



## TOWER/ARCH ALL AROUND LIGHT

Perko -Tower/Arch All Around Light. USCG Certified for use on power driven vessels under 20 meters (65.6 ft.). The right light for arches and towers. Thumbscrew makes for easy adjustment of light position. 360° all round navigation light in the up position, a cockpit courtesy light in the down position, or forward and out of the way for daytime skiing. Plastic adapters for flat, curved or "V" type mount, contains notch for through base wiring. 3/4" anodized aluminum pole.

PART #: 9-1607DP0CHR



PERKO

## BATTERY BOX

Black molded high density polyethylene. Protects battery and area around battery from acid spills. Lid is designed to allow easy access around battery cables and wires. Complete with hold down strap and mounting hardware. Ventilation holes in the box top.



NEW SEACHOICE

PART #:	DESCRIPTION:
50-22060	GROUP 24
50-22080	GROUP 27

## WIRE TERMINAL HEAT SHRINK KIT, 120 PIECE, CLEAR

SEACHOICE - Wire Terminal Heat Shrink Kit, 120 Piece.

Includes the essentials needed to repair or replace damaged battery components

Materials are separated and displayed so they're easy to identify and access

Also includes large selection of various sizes of butt connectors, ring terminals for various studs, and male and female insulation discs

18-compartment box neatly

holds components needed for repair and included tools

Case measures 10 3/4 inches W x 1 11/16 inches H x 6 3/4 inches D

PART #: 50-60001



NEW

SEACHOICE

## POWER CENTER BATTERY BOX

For small boat, transom applications (boats that do not have battery compartments), these easy access external battery terminals allow trolling motor leads and charger leads to be connected without opening the box. Built-in battery meter displays current "state of charge". Includes two 12-volt accessory plugs, and 2 manual reset circuit breakers (10 amp for accessory plugs and 60 amp for trolling motor). Fits group 24- and 27-size batteries.

PART #: 27-1820175



MINIKOTA Anywhere. Anytime.

## BATTERY TRAY

- Compact to conquer tight spaces
- Recessed mounts and fasteners - no tabs
- Poly strap with quick-release buckles
- Resistant to gasoline, oil, acid and most chemicals
- Meets all NMMA requirements



NEW SEACHOICE

PART #:	DESCRIPTION:
50-22034	GROUP 24
50-22054	GROUP 27

## ELETRICAL TAPE



NEW SEACHOICE

- Insulating tape for electrical applications
- Auto-extinguish and flame retardant with excellent insulation
- Highly flexible, conformable and resistant to humidity, temperature and corrosion
- Can also be used to splice electrical wire, insulate wire connections, protect against humidity and corrosion, and for general repairs
- UL listed and compliant
- Effective temperature range: Up to 198°F
- 3/4"X20 YRD

PART #:	DESCRIPTION:
50-14003	BLACK TAPE
50-14004	WHITE TAPE

## WRITE-ON IDENTIFICATION HEAT SHRINK TUBING

ANCOR - Once activated with any heat tool, printing is permanent and will not wash off or erode when exposed to oils, moisture, air or most solvents. Does not have adhesive lining and should not replace regular shrink wrap for terminal ends.

PART #: 639-300145



NEW ANCOR

## MARINE GRADE HEAT SHRINK TUBING 47-PC KIT

ANCHOR MARINE GRADE HEAT SHRINK TUBING 47-PC KIT

INCLUDES:

BLACK: (10) 3/16" x 6", (10) 1/4" x 6", (10) 3/8" x 6", (5) 1/2" x 6", (3) 3/4" x 3", (3) 1" x 3"  
 RED: (3) 3/4" x 3", (3) 1" x 3"

PART #: 639-330101



NEW

ANCOR

# TINNED COPPER MARINE WIRE



## SEACHOICE – TINNED COPPER MARINE WIRE

- UL 1426 Listed
- Long-lasting and rugged exceeds ABYC and USCG standards
- Premium vinyl insulation rated at 600 volts, 105°C/221°F dry and 75°C/167°F wet
- Stays flexible even in extreme cold (-40°F/C)
- Resists salt water, battery acid, oil, gasoline, heat, abrasion and UV radiation
- Highest quality, ultra-flexible (Type 3) tinned copper stranding provides maximum protection against corrosion and electrolysis while resisting fatigue due to vibration and flexing



PART #:	DESCRIPTION:
50-63141	18 AWG – BLACK, 100 FEET
50-63143	18 AWG – RED, 100 FEET
50-63144	18 AWG – YELLOW, 100 FEET
50-63146	18 AWG – WHITE, 100 FEET
50-63121	16 AWG – BLACK, 100 FEET
50-63123	16 AWG – BLACK, 250 FEET
50-63124	16 AWG – RED, 100 FEET
50-63126	16 AWG – RED, 250 FEET
50-63127	16 AWG – YELLOW, 100 FEET
50-63128	16 AWG – GREEN, 100 FEET
50-63129	16 AWG – WHITE, 100 FEET
50-63131	16 AWG – DARK BLUE, 100 FEET
50-63133	16 AWG – BROWN, 100 FEET
50-63134	16 AWG – GRAY, 100 FEET
50-63136	16 AWG – ORANGE, 100 FEET
50-63137	16 AWG – PURPLE, 100 FEET
50-63101	14 AWG – BLACK, 100 FEET
50-63103	14 AWG – BLACK, 250 FEET
50-63104	14 AWG – RED, 100 FEET
50-63106	14 AWG – RED, 250 FEET
50-63107	14 AWG – YELLOW, 100 FEET
50-63108	14 AWG – GREEN, 100 FEET
50-63109	14 AWG – WHITE, 100 FEET
50-63111	14 AWG – DARK BLUE, 100 FEET
50-63113	14 AWG – BROWN, 100 FEET
50-63114	14 AWG – GRAY, 100 FEET
50-63116	14 AWG – ORANGE, 100 FEET
50-63117	14 AWG – PURPLE, 100 FEET
50-63081	12 AWG – BLACK, 100 FEET
50-63083	12 AWG – BLACK, 250 FEET
50-63084	12 AWG – RED, 100 FEET
50-63086	12 AWG – RED, 250 FEET
50-63087	12 AWG – YELLOW, 100 FEET

## CONTINUED...

PART #:	DESCRIPTION:
50-63088	12 AWG – GREEN, 100 FEET
50-63089	12 AWG – WHITE, 100 FEET
50-63091	12 AWG – DARK BLUE, 100 FEET
50-63093	12 AWG – BROWN, 100 FEET
50-63061	10 AWG – BLACK, 100 FEET
50-63063	10 AWG – BLACK, 250 FEET
50-63064	10 AWG – RED, 100 FEET
50-63066	10 AWG – RED, 250 FEET
50-63067	10 AWG – YELLOW, 100 FEET
50-63068	10 AWG – GREEN, 100 FEET
50-63069	10 AWG – WHITE, 100 FEET
50-63071	10 AWG – DARK BLUE, 100 FEET
50-63073	10 AWG – BROWN, 100 FEET
50-63051	8 AWG – BLACK, 100 FEET
50-63053	8 AWG – BLACK, 100 FEET
50-63054	8 AWG – RED, 100 FEET
50-63056	8 AWG – RED, 100 FEET
50-63041	6 AWG – BLACK, 50 FEET
50-63043	6 AWG – BLACK, 100 FEET
50-63044	6 AWG – RED, 50 FEET
50-63046	6 AWG – RED, 100 FEET
50-63026	4 AWG – BLACK, 25 FEET
50-63027	4 AWG – BLACK, 50 FEET
50-63036	4 AWG – RED, 25 FEET
50-63037	4 AWG – RED, 50 FEET
50-63028	4 AWG – BLACK, 100 FEET
50-63038	4 AWG – RED, 100 FEET
50-63006	2 AWG – BLACK, 25 FEET
50-63007	2 AWG – BLACK, 50 FEET
50-63008	2 AWG – BLACK, 100 FEET
50-63016	2 AWG – RED, 25 FEET
50-63017	2 AWG – RED, 50 FEET
50-63018	2 AWG – RED, 100 FEET

## MARINE ELECTRICAL WIRE COLOR CODE:

COLOR	ITEM	APPLICATION
RED	DC Positive Conductor	Positive Mains
BLACK OR YELLOW	DC Negative Conductor Return	Negative Mains
GREEN OR GREEN w/yellow stripe	DC Grounding Conductor	Bonding System Bonding Wires (if insulated)
LIGHT BLUE	Oil Pressure	Oil Pressure Sender to Gauge
DARK BLUE	Cabin & Instrument Lights	Fuse or Switch to Lights
GRAY	Navigation Lights Tachometer	Fuse or Switch to Lights Tachometer Sender to Gauge
ORANGE	Accessory Feed	Ammeter to Alternator or Generator Output and Accessory Fuses or Switches
	Common Feed	Distribution Panel to Accessory Switch
PINK	Fuel Gauge	Fuel Gauge Sender to Gauge
TAN	Water Temperature	Water Temperature Sender to Gauge
YELLOW w/red stripe	Starting Circuit	Starting Switch to Solenoid
BROWN	Generator Armature Alternator Charge Light Pumps	Generator Armature to Regulator Generator / Terminal / Alternator Fuse or Switch to Pumps
BROWN w/yellow stripe	Bilge Blowers	Fuse or Switch to Blower
PURPLE	Ignition Instrument Feed	Ignition Switch to Coil & Instruments Distribution Panel to Instruments



# FABRICS, REPAIR KITS AND PATCHES

## HYPALON OR PVC???

### HOW TO TELL PVC FROM HYPALON?

To differentiate between the two, look at the assembled parts of your tube:

- a welded assembly gives a brilliant appearance to the fabric assembled on PVC
- parts glued to neoprene hypalon can sometimes "taper away" a little on the edges. There may be yellow along edges where glued areas means, from environmental or UV exposure.

There is very little difference to the touch; depending on the grade, PVC fabric can be a little grainy, but a good quality PVC fabric can be very smooth too.



## HYPALON / NEOPRENE / CSM / EPDM RUBBER

Hypalon is a trademark for a series of chlorosulfonated polyethylene (CSPE) synthetic rubbers (CSM) made by DuPont Dow Elastomers. It has many known applications in a range of industries due to its excellent air holding capabilities and outstanding resistance to the deteriorating effects of temperature extremes, ozone, oxygen, weather, oil, and chemicals.

Neoprene is a Zodiac fabric that is a brand style of fabric used on Zodiac boats. Achilles CSM Hypalon is what is used on their own style of branded boats. Orca/Phillipe Hypalon fabric is usually used on other branded style boats.

Hypalon is a natural product, it is a fabric weft that is rubber coated.

The qualities of the hypalon vary according to 3 characteristics: the dyes that are used, the thickness and weight of the coating, and lastly the weave.

The weave: there are single and double weaves. Double weave is the most resistant.

#### Pros

- It has excellent resistance to abrasion and other mechanical abuse.
- It is unaffected by extreme temperatures and ultraviolet light, so it won't harden even if left out in the sun.
- It is highly resistant to oil and a wide range of harsh chemicals which means spilling fuel or oil in it won't be much of a deal.
- It doesn't get brittle and deteriorate over time.
- Repairing it is rather easy as you can apply a patch while in the field.

#### Cons

- Since it is the most expensive coated material, inflatable boats made from Hypalon are priced much higher than boats made from PVC.
- It gets dirty more easily because of its porous finish.
- It is more labor intensive as it should be cold glued by hand.
- Its color fades when left out in the sun.



## PVC / PLASTOMERE / VINYL / PU (POLYURETHANE)

PVC, or polyvinyl chloride, is a synthetic plastic polymer. It is known to be significantly less expensive than Hypalon. It has so many applications ranging from house siding, sewage pipes to furniture, toys, and of course, inflatable boats.

The main advantage of a PVC tube is its price: it is two of three times cheaper than hypalon or neoprene. This is because it can be assembled industrially in a factory.

Its second advantage derives from how it is assembled. PVC needs to be welded, whereas a hypalon fabric can only be assembled by gluing. Welding is a process that can be more reliable than gluing, since it is a fusion of material, whereas gluing consists of adding an adhesive, which has its limits in time. Once the fabrics are welded, they cannot separate.

Polyurethane material offers four times the abrasion resistance and greater tear or tensile strength compared to Hypalon and is much stronger than

traditional PVC. Polyurethane fabrics have excellent welding properties.

Vinyl fabric is generally used on watersport pool toys, toy inflatable boats and other like style concepts. Very thin, offers great weight savings, but tears and punctures easy.

### Pros

- PVC is the most economical choice of material for inflatable boats.
- It makes a more lightweight and portable inflatable boat.
- Because it is a type of plastic, the seams of inflatable PVC boats can either be glued or thermo-bonded.
- It comes in a wider array of colors compared to Hypalon.

### Cons

- When dry, PVC is not resistant to abrasion.
- Compared to Hypalon, it does not respond well to extreme temperatures.
- It is also not resistant to the deteriorating effects of chemicals, ultraviolet light,
- Inflatable PVC boats deteriorate over time, so they have shorter life cycle, if not cared for.

# FABRICS, REPAIR KITS AND PATCHES

## ZODIAC REPAIR PATCH ROUND – 130MM



PVC fabric with a density of 1200 decitex to repair small cuts, punctures, abrasions in inflatable boats

Diameter: 160mm

Thickness: 1.2mm

Sold Individually

PART #:	COLOR:
Z60798-GR	GRAY
Z60798-DG	DARK GRAY
Z60798-BK	BLACK
Z60798-RD	RED
Z60798-BL	BLUE
Z60798-NV	NAVY BLUE
Z60798-WT	WHITE

## ZODIAC MATERIAL PER METER/ROLL



Zodiac Fabric Material Sold by the meter or by the roll. All Zodiac boat colors, available in both Hypalon/CSM and PVC Strongnan.

Call for more information...



## PVC RUBSTRAKE 10 METERS NEW QUICKSILVER INFLATABLES



Quicksilver Black PVC Rub strake for inflatable boats.

Dimensions: 10 meters x 7.6cm

PART #: 8M0156344

## ANTI-SLIP RUB-STRAKE 112MM NEW tri


112mm / 4.5" Anti-Slip Rub-Strake – Black  
MATERIAL: 100 % EPDM RUBBER (UV, OZONE & AGING PROTECTED)

HARDNESS: 70 Duro Virgin material made for long lasting durability.


- Perfect adding wear strips under the tubes, floor or transom to prevent abrasions from rocks or other potential dangers.
- Great for adding extra protect from fishing hooks, and other sharp objects inside the boat

Sold by the foot \*\*\*MADE IN USA\*\*\*

PART #: 20313B



## QUICKSILVER PVC MATERIAL – 1M ROLL



Quicksilver PVC Material by the roll.

Thickness: 0.9mm

PART #:	DESCRIPTION:
720-8M0156340	27 INCHES X 42 INCHES, WHITE
720-8M0148957	1 METER X 1 METER, MED. GRAY
720-8M0148956	27 INCHES X 42 INCHES, DARK GRAY
720-8M0159173	27 INCHES X 42 INCHES, NAVY BLUE
720-8M0156339	27 INCHES X 42 INCHES, BLACK

## ORCA HYPALON FABRICS NEW ORCA



Orca provides RIB owners and repairers throughout the World with everything they need to repair/replace/customise their RIB floats: CSM neoprene fabrics, glue & hardener, maintenance products, and flexible tanks.

Contact us for information on Fabric Types and Color Special Order!!!

## ANTI-SLIP RUB-STRAKE 50MM NEW tri

50mm / 2" Anti-Slip Rub-Strake – Black

MATERIAL: 100 % EPDM RUBBER (UV, OZONE & AGING PROTECTED)

HARDNESS: 70 Duro Virgin material made for long lasting durability.

- Perfect adding wear strips under the tubes, floor or transom to prevent abrasions from rocks or other potential dangers.
- Great for adding extra protection from fishing hooks, and other sharp objects inside the boat
- Perfect for replacing worn keel rub strake on most inflatable boats

Sold by the foot \*\*\*MADE IN USA\*\*\*

PART #: 20211B



## HEAVY DUTY RUBSTRAKE - 200MM



Heavy-duty Inflatable Boat/Kayak PVC Rubstrake - 200mm wide. Protective Inflatable Boat/Kayak Rubstrake - 200mm wide. Perfect protection for the bottom of any inflatable boat.

PART #: 456603



## PVC TOWABLE REPAIR KIT



Extra-large PVC patch can be cut it into any shape you need to repair the puncture.

Includes 8" x 8" square of 30G PVC  
Top grade PVC glue  
Follow directions on the packaging to ensure a tight seal.

PART #: 742-195150



## GASHOPPER SIGNATURE PVC REPAIR KIT



GasHopper Signature Inflatable Boat Repair Kit

Kit includes:

- 4x Zodiac 130mm Repair PVC Patches
- 1-part Zodiac Repair Glue - Z7020
- Strip of 120 grit sandpaper
- 1-inch brush
- Waterproof tube

PART #:	DESCRIPTION:
REPAIRKIT-1	RED AND BLACK PVC REPAIR KIT
REPAIRKIT-2	BLUE AND WHITE PVC REPAIR KIT
REPAIRKIT-3	LIGHT GRAY AND GRAY PVC REPAIR KIT

## TEAR AID KIT



Fix punctures and tears on a variety of items with the peerless AIRHEAD TEAR-AID Fabric & Vinyl Repair Patch Kit. Its unique airtight, watertight and elastic composition stretches and springs back to keep the patch in place for a very long time. The tear aid inflatable repair is UV-resistant and extremely handy for fixing towable and boat covers, tents, awnings, sleeping bags, cushions, fishing waders, bicycle tubes, towable tubes, pool liners, rafts, pool floats, kiteboard bladders and more. For punctures and tears on variety of items.

- Watertight seal
- UV resistant
- Peel and stick application



AHTR1AR



AHTR1B

PART #:	DESCRIPTION:
253-AHTR1AR	TYPE A KIT - 3"x60" ROLL FOR FABRIC REPAIR. INCLUDES 1EA 3" x 50" ROLL.
253-AHTR1B	TYPE B KIT - 60" FOR VINYL REPAIR. INCLUDES 1EA 3" x 12", 7/8" x 7/8", AND 1 3/8" x 1 3/8" PATCHES; 1EA 12" REINFORCEMENT FILAMENT; AND 2EA ALCOHOL PREP PADS.



# HULL/BODY MAINTENANCE AND REPAIR

## KEELGUARD



Wear and damage to your boat's keel can break down its protective gelcoat finish, allowing water to reach and destroy the fiberglass laminates. MEGAWARE KEELGUARD®, the powerful abrasion-resistant protector, prolongs the life of your boat like nothing else.

PART #:	DESCRIPTION:
102-4BL	BLACK - 4 FEET
102-4WH	WHITE - 4 FEET

## MARINE GRADE PLYWOOD



High Grade CCA Marine Grade - Fur Plywood  
4 x 8 foot sheet Available in various thicknesses.

### Pick-up Only

PART #:	THICKNESS:
MARPLYWOOD-ONE-QUARTER	1/4 INCH
MARPLYWOOD-FIVE-EIGHTH	5/8 INCH
MARPLYWOOD-ONE-HALF	1/2 INCH
MARPLYWOOD-THREE-QUARTER	3/4 INCH

## QUICKSILVER FLOOR SUPPORT STRINGERS



**NEW**

Quicksilver Replacement support stringers for your Quicksilver Inflatable Boats. High grade aluminum stringers can be used for other inflatable to support aluminum or wood style floors.



PART #:	FITS:
8M0156311	QUICKSILVER ALU STRINGER (SET) 250 SPORT
8M0156312	QUICKSILVER ALU STRINGER (SET) 300 SPORT
8M0156313	QUICKSILVER ALU STRINGER SET FOR 320 SPORT
8M0156314	QUICKSILVER ALU STRINGER (SET) 365 SPORT HD
8M0156316	QUICKSILVER ALU STRINGER (SET) 470 SPORT HD

## CADET FLOOR SUPPORT STRINGERS



**NEW**

Zodiac Replacement support stringers for Zodiac Cadet series boats. Made from High Grade Aluminum, these stringers are a direct replacement for your Zodiac boat or other like style inflatable boats.

Fits: Zodiac Cadet Manufactured 2015 and Newer



PART #:	FITS:
Z69452	ZODIAC STRINGER RAIL CADET 270
Z69453	ZODIAC STRINGER RAIL CADET 310
Z69454	ZODIAC STRINGER RAIL CADET 350

## ZODIAC STRINGER WITH TRACK RAIL



**NEW**

Replacement Zodiac Stringer for Aluminum/Wood Floors. Zodiac STRINGER/LONGERON A RAIL 12x900  
Material: Aluminum  
Fits: Zodiac C310S, C285S, 2006 and Newer Zodiac C260S  
Also fits other Select Inflatable Boats  
PART #: Z6452



## ALUMINUM FLOOR H-JOINT

**NEW**



Zodiac replace floor h-joints. Zodiac H-Joint, Aluminum, each. For Zodiac Cadet Wood Floor Models. Dimensions are 25-1/4"L x 1"W. Opening is 1/2". Also use the H-Joints to replace with a new wood floor on your existing inflatable boat.



PART #:	FITS:
Z6902	FLOOR H-JOINT, ALUMINUM 9x640MM
Z6903	FLOOR H-JOINT, ALUMINUM 12x715MM



## FLOOR END CAPS



Z3540



Z2782

Floor End Cap For Aluminum Floors. Replacement end cap.

PART #:	FITS:
Z2782	ZODIAC FLOOR CAP FOR Z1520 / Z2629
Z3540	ZODIAC FLOOR END CAP FOR ALUMINUM FLOORS

## PLASTIC FLOOR/SEAT RETAINER



Replacement Zodiac Floor or Seat Retainer - per item  
Used to attach air floor to transom or bench seat mount to slide on rope rail stringers.  
Can be used for other brand inflatable boats. Such as SEABRIGHT, SEAMAX, and much more...

PART #: Z3143



## QUICKSILVER AIRDECK/ AIRFLOOR



Replacement Airdeck floor (8mm) Airdeck series. Replacement airfloor/airdeck for Quicksilver Tandy 320 series.

PART #: 8M0148911

## QUICKSILVER FLOOR SLATS



Quicksilver Slat for Tandy 200 & 240 SL (one piece)  
Sold individually

PART #: 8M0148947

## FLOOR TRACK RUNNER/STRAP TIE DOWN KIT



Zodiac Floor Track Runner/Strap Tie Down Kit - For Zodiac Inflatables that use the floor track system.

### Features:

Ideal for securing fuel tanks and any other items laid loose on the deck Runner and strap kit which locates in the tie down rails found on the outside edges of Zodiac's wooden and aluminum floors  
The rails can be found fitted to the sport boats  
Applications: Any Zodiac HD Aluminum Floor Rail System  
Keeps your gear where it needs to be instead of all over the place  
Clean simple and easy to use

Zodiac Classic, Futura HD, Commando, Grand Raid, Heavy Duty and Bombard Typhoon (except 310 Aero)

Kit Contains

- (4) Hold Downs (Chariots)
- (2) Snap hooks
- (1) Strap

PART #: Z1226

## QUICKSILVER ALUMINUM FLOOR SET



Replacement Quicksilver floor set for Sport series and Sport HD series boats.  
For Quicksilver boats 2020 and newer.

### Kit Includes:

- Floor boards
- Thrust Boards
- Stringers



PART #:	FITS:
8M0148917	ALU FLOOR (COMPLETE KIT) 300 SPORT
8M0148918	ALU FLOOR (COMPLETE KIT) 320 SPORT
8M0156302	ALU FLOOR (COMPLETE KIT) 365 SPORT HD
8M0156304	ALU FLOOR (COMPLETE KIT) 470 SPORT HD

# FUEL SYSTEMS AND ENGINE SERVICE

## PORTABLE MARINE FUEL TANKS



### SCEPTER Marine Fuel Tanks.

Sold around the world by leading outboard engine manufacturers like Tohatsu, Honda, Mercury, Yamaha and Suzuki, SCEPTER marine fuel tank containers are the trusted OEM choice for portable marine fuel tanks.

PART #:	DESCRIPTION:
03780	3.2/12L GALLON TANK
03781	6.6/25L GALLON TANK

## NEPTUNE SERIES FUEL TANK



### SCEPTER Marine Fuel Tanks

Excellent for use with outboard engines, the Neptune Series portable marine tank is easy to transport. Made from UV stabilized material, the rugged crush-resistant design is built to fuel your marine adventures for years to come!

PART #:	DESCRIPTION:
04158	NEPTUNE 3/11.4L GALLON TANK
04921	NEPTUNE 6/22.7L GALLON TANK

## TOP SIDE FUEL TANK



### SCEPTER TOPSIDE FUEL TANK

TOPSIDE FUEL TANKS provide a positive seal with Scepter/Moeller exclusive injection molded 2-1/4" fill neck. Mechanically vented fuel cap ensures easy gripping with exclusive ribbed design that floats - Features 90 degree, 1/4 NPT fuel withdrawal elbow that rotates 360 degrees eliminating kinked fuel line - Includes mechanical direct-sight gauge with easy-to-read indicator - Manufactured from high-density polyethylene with UV-stabilized resin - Tested to industry standards.

PART #:	DESCRIPTION:
08189	9/34L GALLON TANK
08190	12/45L GALLON TANK (TALL PROFILE)
08191	12/45L GALLON TANK (LOW PROFILE)

## REPLACEMENT GAS TANK CAP W/MANUAL VENT



Scepter Portable Marine Tank Replacement Cap

### Benefits:

Compatible with Scepter Portable Marine Tanks

PART #: 08935



## FUEL LINE ASSEMBLY



### SCEPTER FUEL LINE ASSEMBLY

Keep your fuel line operating at peak performance with our Yamaha fuel line assembly. Scepter's OEM compatible replacement parts promote maximum fuel flow and ensure your outboard motor runs smoothly.

PART #:	DESCRIPTION:
07482	MERCURY '98 & NEWER
07483	MERCURY BAYONET STYLE
07486	JOHNSON/EVINRUDE
07489	YAMAHA
07485	UNIVERSAL - 3/8 ID 80" L
07491	UNIVERSAL - 5/8 ID x 80" L

## QUICKSILVER PRIMER BULB



Using materials resistant to the chemistry of today's fuels, this bulb is designed to remain pliable longer. Two hose clamps are included. This bulb may be used in all applications not governed by US-EPA 2011 regulations.  
 Fits: 5/16" I.D. & 3/8" I.D. gray fuel line  
**PART #: 8M0054313**

## SCEPTER PRIMER BULB



High-flow capacity primer bulb with dual internal check valves to reduce back flow leakage. Gasoline and solvent resistant material that helps maintain maximum performance even in colder temperatures. Compatible with ethanol fuels

- Benefits:**
- Maximizes Engine Performance
  - High Flow Capacity for Quick and Efficient Priming
  - Dual Internal Check Valves

PART #:	DESCRIPTION:
07813	1/4" BARB
07494	5/16" BARB
05869	3/8" BARB

## FUEL CONNECTORS



04068



04075



05813



05815



05791



05787



05822



09476



05837



07497



05793

PART #:	CONNECTOR:	MATERIAL:
<b>JOHNSON/EVINRUDE/OMC</b>		
04068	TANK FITTING – MALE	NYLON/BRASS
05787	HOSE FITTING – FEMALE	PLASTIC
05822	HOSE FITTING – FEMALE	PLASTIC
<b>MERCURY/MARINER</b>		
09476	HOSE FITTING – FEMALE	DIE-CAST
05837	TANK FITTING – MALE	NYLON/BRASS
07497	TANK FITTING – MALE	DIE-CAST
05791	HOSE FITTING – FEMALE	PLASTIC
05793	HOSE FITTING – FEMALE	PLASTIC
<b>YAMAHA</b>		
04075	TANK FITTING – MALE	NYLON/BRASS
05813	HOSE FITTING – FEMALE	CHROME PLATED BRASS
05815	HOSE FITTING – FEMALE	CHROME PLATED BRASS



## QUICKLEEN ENGINE AND FUEL SYSTEM CLEANER - 12OZ

QUICKSILVER  
INFLATABLES

Quickleen Engine and Fuel System Cleaner 8M0047921 is a fuel treatment solution for use in all 2 and 4 cycle carbureted and fuel-injected gasoline engines, including cars, trucks, motorcycles, ATVs, snowmobiles, marine engines, lawn mowers, chain saws, string trimmers and snow blowers. Safe for catalyzed engines. It can help maximize engine performance with all grades of gasoline. It will help control corrosion and gum and varnish build-up. It will quickly and thoroughly remove carbon deposits from carburetors, injectors, intake valves, spark plugs, piston crowns and cylinder heads. It can extend spark plug life and prevent engine knocking and piston seize-up. Maximize engine performance with all grades of gasoline. Quickly and thoroughly removes carbon deposits from carburetors, injectors, intake valves, spark plugs, piston crowns and cylinder heads. Prevents engine knocking and piston seize-up. Extends spark plug life. Can be used at every fuel tank fill-up. One ounce treats five gallons of gasoline. **PART #: 8M0047921**



## QUICKSTOR FUEL TREATMENT AND STABILIZER - 12OZ

QUICKSILVER  
INFLATABLES

Quickstor Fuel System Treatment and Stabilizer 8M0047922 is for use in all 2- and 4-cycle carbureted and fuel-injected gasoline engines including cars, trucks, motorcycles, ATVs, snowmobiles, marine engines, lawn mowers, chain saws, string trimmers and snow blowers. Safe for catalyzed engines. Add to fuel before long-term boat storage. Stabilizes fuel for up to 1 year. One ounce treats 5 gallons. Prevents regular and ethanol blended fuel from breaking down and oxidizing. Prevents fuel system corrosion. Prevents gum and varnish from forming in the fuel and then settling in fuel lines, tanks, carburetor and injectors. Add to fuel before long-term boat storage. Prevents regular and ethanol blended fuel from breaking down and oxidizing. Stabilizes fuel for up to two years. One ounce treats five gallons. Prevents fuel system corrosion. Prevents gum and varnish from forming in the fuel and then settling in fuel lines, tanks, carburetor and injectors. **PART #: 8M0047922**



## DRAIN/FILL GASKET WASHER, LOWER UNIT - JOHNSON, EVINRUDE, OMC STERNDRIVE

sierra

Sierra's 18-4248-9 Drain/Fill Plug Washers are designed for use with Johnson/Evinrude outboard engines and OMC stern drives. Constructed of durable plastic material. It is interchangeable with Mallory 9-60408, Volvo Penta 3852105, Johnson/Evinrude Outboard 311598, and OMC Stern Drive 311598 and 3852105. Each Sierra product meets or exceeds the original equipment part it replaces. Sold Individually **Material: Plastic** **PART #: 47-4248**



## GEARCASE/LOWER UNIT DRAIN/FILL GASKET WASHER - MERCURY/YAMAHA

sierra

Sierra Marine Drain Fill Washer. Used on lower unit drain and oil level screws for all Yamaha/Mercury outboard models. Sold Individually **PART #: 18-4698**



## SAE 85W90 PERFORM. GEAR OIL 1 QT.

QUICKSILVER  
INFLATABLES

Extreme Performance Gear Oil SAE 85W90 - Quicksilver Extreme Performance Gear Lube was designed for outboard and sterndrive racing applications. This gear lube provides maximum protection against:

- Water intrusion – advanced emulsifiers protect gears if water enters the gear housing
- Wear – tackifiers and pressure additives improve oil film adhesion and protect against excessive wear
- Horsepower loss – prevents horsepower loss and won't break down when gears reach high temperatures

**PART #: 92-8M0111677**



## NEW QUICKSILVER ENGINE LUBRICANTS

### QUICKSILVER GEAR LUBE

QUICKSILVER  
INFLATABLES

Quicksilver 1 Quart Premium Gear Lube SAE 80W-90 For outboard lower units below 75 HP Replaces MERCRUISER 92-858058K01 **PART #: 92-858058QC1**



## 10W-30 SYNTHETIC MARINE ENGINE OIL

QUICKSILVER  
INFLATABLES

Four stroke synthetic blend oil is recommended for use in all four stroke outboards to 150 hp, 3.4L V-6 outboards and 4.6L V-8 outboards. It is SAE 10W30 weight oil. Provides outstanding wear and corrosion protection to help extend engine life. See your owner's manual or service manual for specific applications and instructions. **1 quart** **PART #: 8M0142135**



## 10W-30 MARINE ENGINE OIL

QUICKSILVER  
INFLATABLES

Clean oil is essential in reducing friction and preventing damage to internal components, providing many years of engine life. Engineered for sterndrive and outboard applications, this 4-stroke 10W-30 marine oil has been extensively tested to ensure impressive protection against corrosion and wear. Features premium-grade synthetic and mineral-based stocks, exceeding all marine industry 4-stroke oil requirements including FC-W and FC-W Catalyst Compatible. **1 quart** **PART #: 8M0078616**



## 10W-30 FULL SYNTHETIC MARINE ENGINE OIL

Quicksilver Full Synthetic 4-Stroke Marine Engine Oil is for use in non-catalyzed 4-stroke outboard, sterndrive and inboard engines. Quicksilver 10W-30 Full Synthetic features a specialized additive package with elements that protect hard-working marine engines. It protects internal engine surfaces from deposit buildup, neutralizes harmful byproducts of fuel combustion and provides industry leading defense against rust during intermittent engine use. It exceeds NMMA® FC-W® standards for non-catalyzed outboard, sterndrive and inboard engines.

1 quart

PART #: 8M0175780

QUICKSILVER  
INFLATABLES



## 25W-40 MARINE ENGINE OIL

Clean oil is essential in reducing friction and preventing damage to internal components, providing many years of engine life. Engineered for sterndrive and outboard applications, this 4-stroke 25W-40 marine engine oil has been extensively tested to ensure impressive protection against corrosion and wear. Exceeds all marine industry 4-stroke oil requirements including FC-W and FC-W Catalyst Compatible.

1 quart

PART #: 8M0078619

QUICKSILVER  
INFLATABLES



## 25W-40 SYNTHETIC MARINE ENGINE OIL

Clean oil is essential in reducing friction and preventing damage to internal components, providing many years of engine life. Engineered for sterndrive and outboard applications, this 4-stroke synthetic blend 25W-40 marine engine oil has been extensively tested to ensure impressive protection against corrosion and wear. Exceeds all marine industry 4-stroke oil requirements including FC-W and FC-W Catalyst Compatible.

1 quart

PART #: 8M0078622

QUICKSILVER  
INFLATABLES



## 5W-30 FULL SYNTHETIC MARINE ENGINE OIL

Full synthetic four stroke oil is for use in all four stroke outboard, stern drive and inboard marine engines. It is SAE 5W-30 weight oil. Provides outstanding wear and corrosion protection to help extend engine life. It maintains its viscosity, protects against varnish buildup and sludge formation and exceeds the rust protection requirements for NMMA certification. Outperforms automotive oils in marine applications because of its specialized additive package designed for marine engines and the rigors of the marine environment. See your owner's manual or service manual for specific applications and instructions.

1 quart

PART #: 8M0148474

QUICKSILVER  
INFLATABLES



## 10W-40 MARINE ENGINE OIL

Four-stroke mineral base oil 8M0148476 is recommended for use in all 4-stroke marine outboard, sterndrive and inboard engines. It is SAE 10W-40 weight oil. Meets or exceeds all marine engine manufacturer's warranty requirements and recommendations for use of an FC-W marine engine oil. It maintains its viscosity, protects against varnish buildup and sludge formation and exceeds the rust protection requirements for NMMA certification. This package is a 1 quart bottle. See your owner's manual or service manual for specific applications and instructions.

1 quart

PART #: 8M0148476

QUICKSILVER  
INFLATABLES



## PREMIUM PLUS 2-STROKE MARINE ENGINE OIL

Premium Plus TCW3 2-Stroke Oil is for use in oil-injected, carbureted or electronic fuel injected (EFI) mid- to high-horsepower engines. It is an advanced proprietary formula is designed for all 2-Stroke outboard engines applications and is specifically formulated to meet the demand of high horsepower engines. Blended with quality ashless dispersants, this advanced formula maintains peak engine performance even under severe conditions such as extended full throttle, high speed, heavy load and "out-of-the-whole" acceleration.

Continued use of Quicksilver Premium Plus 2-Stroke Outboard oil will help reduce corrosion and carbon build-up while providing superior lubrication for internal engine components. Meets all outboard and personal watercraft manufactures' recommendations for use of NMMA TC-WII or TC-W3 oils in premix or oil-injected 2-Stroke applications. It is a NMMA TC-W3 Certified Oil.

PART #: 858026Q01

QUICKSILVER  
INFLATABLES



## 25W-50 HIGH PERFORMANCE SYNTHETIC MARINE ENGINE OIL

High Performance four stroke marine engine oil is recommended for use in Mercury Verado and other high performance marine engines. It is SAE 25W-50 weight oil. Provides outstanding wear and corrosion protection to help extend engine life. Meets or exceeds all marine engine manufacturer's warranty requirements and recommendations for use of an FC-W marine engine oil. It maintains its viscosity, protects against varnish buildup and sludge formation and exceeds the rust protection requirements for NMMA certification. This package is a one quart bottle. See your owner's manual or service manual for specific applications and instructions.

1 quart

PART #: 8M0053662

QUICKSILVER  
INFLATABLES



## PREMIUM 2-STROKE ENGINE OIL – OUTBOARDS, PWCS, SNOWMOBILES AND MOTORCYCLES

Quicksilver Premium TC-W3 2-cycle oil provides excellent lubrication for outboards, PWC's, motorcycles, snowmobiles and small engines. The ashless dispersant oil fights rust deposits in the combustion chamber, intake and exhaust passages. This NMMA TC-W3 oil reduces exhaust smoke and controls deposits that can cause spark plug fouling or sticking rings.

PART #: 858021Q01

QUICKSILVER  
INFLATABLES





## SIERRA MARINE LUBRICANTS

### HI-PERFORMANCE GEAR LUBRICANT SYNTHETIC BLEND, QT.

Designed to surpass the performance of the O.E. Hi-Performance gear lubricants. For use in high performance and high load operating conditions in both outboard and I/O lower units. GL-5 Rated. Protects gears, bearings and other gear case components. Replaces BRP (System Matched) Ultra-HPF Blend, Mercury (QuickSilver) Hi-Performance Blend, and Yamaha (Yamalube) LUB-GEARL-11-00. Synthetic blended marine formulation reduces operating friction for increased performance. Replaces: Mercury 92-858064Q01, 92-858064K01.

**PART #: 18-9650-2**



### PREMIUM LOWER UNIT GEAR LUBRICANT, QT.

Recommended for all general marine applications requiring a GL-5 class lubricant. Ideal for replacing all old hypoid 90 application needs. Formulated for use in freshwater or saltwater conditions and all standard marine applications. Reduces friction and protects gears, bearings, and other gear case components. Replaces: Mercury 92-858058Q01, 92-858058K01. Suzuki 990A0-01E81-01Q.

**PART #: 18-9600-2**



### 10W-30 FC-W SYNTHETIC OIL, QT.

Formulated specifically for 4-stroke outboard and sterndrive engine technology. Special blend of synthetic base oil and a balanced additive system that exceeds FC-W requirements. Excellent protection at high temperatures. Greater resistance to oxidation for lower oil consumption. Offers faster lubrication at start up in low temperatures. Recommended for use in both outboard and sterndrive applications. NMMA FC-W Certified/API-SL.

**PART #: 18-9690-2**



### 10W-30 FC-W 4-STROKE OIL, QT.

Highly refined petroleum product formulated with premium base stock and highly refined additive. Excellent anti-wear characteristics. Formulated to meet or exceed the tough requirements of the Marine 4-Stroke motor manufacturers and to offer maximum corrosion protection. Reduces friction and sludge, keeping the engine cleaner for better efficiency. Meets and exceeds quality performance API SJ, CF-2, CH-4, NMMA FC-W Certified. Replaces: Mercury 92-802833Q1.

**PART #: 18-9420-2**



### 10W-40 FULL SYNTHETIC CATALYST OIL, QT.

Developed for excellent protection against severe wear at both high and low temperatures in high performing engines. Fully synthetic oil. Approved for year-round use. Replaces: Volvo Penta 21681794.

**PART #: 18-9559CAT-2**



### 10W-40 FC-W SEMI SYNTHETIC OIL, QT.

Direct Suzuki replacement oil. NMMA FC-W Certified/API-SL. Semi-synthetic formulation for superior protection under high loads and operating stress. Replaces: Suzuki 990C0-10W40-1QT.

**PART #: 18-9551-2**



### 5W-30 FC-W SEMI-SYNTHETIC CATALYST OIL, QT.

Capitalizing on "ZDDP" anti-wear additive technology for maximum corrosion protection, this semi-synthetic ultra high-performance oil utilizes premium base stocks and industry leading additives. It offers enhanced detergent to suspend and prevent sludge, advanced lubrication and deposit control for extended engine life, and prevents phosphorous depletion. Meets and/or exceeds FC-W catalyst and FC-W specifications, and meets or exceeds API SM category requirements. Replaces: Honda 08207-5W30M2.

**PART #: 18-9555-2**



### 5W-30 FC-W FULL SYNTHETIC CATALYST OIL, QT.

Capitalizing on "ZDDP" anti-wear additive technology for maximum corrosion protection, this semi-synthetic ultra high-performance oil utilizes premium base stocks and industry leading additives. It offers enhanced detergent to suspend and prevent sludge, advanced lubrication and deposit control for extended engine life, and prevents phosphorous depletion. Meets and/or exceeds FC-W catalyst and FC-W specifications, and meets or exceeds API SM category requirements.

**PART #: 18-9558-2**



### 25W-40 FC-W 4-STROKE CATALYST OIL, QT.

Capitalizing on "ZDDP" anti-wear additive technology for maximum corrosion protection, this formula offers advanced lubrication for extended engine life and prevents phosphorous depletion. It is NMMA FC-W CATALYST certified and approved for all 4-stroke applications including outboard, sterndrive, and inboard. Replaces: Mercury 92-8M0078627.

**PART #: 18-9400CAT-2**



### TC-W3 FULL SYNTHETIC, QT.

Formulated to improve performance and extend engine life, this high performance lubricant is ideal for today's high horsepower outboards that demand maximum performance. It is a direct replacement for the BRP XD-100 2 stroke oil. It reduces ring sticking, deposit formation, and exhaust port blockage, allowing for easier starting, and results in significantly reduced aquatic toxicity compared to other outboard oils on the market today. It's great for oil injection systems or pre-mix applications, and offers excellent performance with lower quality fuels. Exceeds JASO, ISO, API, and NMMA for advanced generation 2-cycle lubricants. Will not void engine manufacturer's warranty.  
**PART #: 18-9540-2**



### TC-W3 PREMIUM BLEND, QT.

Formulated to improve performance and extend engine life, this high performance lubricant is ideal for today's high horsepower outboards that demand maximum performance. It reduces ring sticking, deposit formation, and exhaust port blockage, allowing for easier starting, and results in significantly reduced aquatic toxicity compared to other outboard oils on the market today. It's great for oil injection systems or pre-mix applications, and offers excellent performance with lower quality fuels. Exceeds JASO, ISO, API, and NMMA for advanced generation 2-cycle lubricants. Replaces Mercury 92-858025K01 / 858025Q01.  
**PART #: 18-9500-2**



### 4-STROKE 10W30 OIL CHANGE KIT



Convenient oil change kit. Contains all the items needed to change oil in select Mercury 4-Stroke Outboards.  
 10W-30 Marine Engine Oil  
 Oil Filter  
 Drain Plug Seal  
 Complete Instructions

PART #:	DESCRIPTION:
8M0107511	5L FOR 75/90/115 HP EFI
8M0107513	6L FOR 150 HP

### 4-STROKE OUTBOARD 25W-40 OIL CHANGE KIT



Clean oil is essential in reducing friction and preventing damage to internal components, providing many years of engine life. This 4-stroke 25W-40 marine engine oil has been extensively tested to ensure impressive protection against corrosion and wear. Exceeds all marine industry 4-stroke oil requirements including FC-W and FC-W Catalyst Compatible.  
 25W-40 Marine Engine Oil  
 Oil Filter  
 Drain Plug  
 Complete Instructions

PART #:	DESCRIPTION:
8M0081910	1L FOR 15/20 CARB
8M0081911	2L FOR 25/30 HP
8M0081912	3L FOR 40/50/60 HP EFI
8M0081913	5L FOR 75/90/115 HP EFI

### PROP GUARD®



The PROP GUARD® will vastly improve safety and can give you better overall performance! There are no "minor" propeller accidents. Installation of the Prop Guard® on all propellers would greatly reduce prop blade injuries to humans and marine life. The added thrust also allows for better handling control of the vessel. The Coast Guard, lifeguards and military vessels are preparing to order Prop Guards® because of the greater propeller safety factor and increased vessel control that they can achieve.

PART #:	DESCRIPTION:
PG9	YELLOW - FOR 9.9 TO 20 HP MOTORS
PG11	ORANGE - FOR 25 TO 35 HP MOTORS
PG13	BLUE - FOR 40 TO 65 HP EXCEPT BIGFOOT



# OARS, PADDLES AND KITS

## OARLOCK ASSEMBLY 2 PC.



DURAS Replacement or Spare Oarlock Assembly Kit - 2 pieces

Color: Gray

Includes:

- Base
- Oar Pin and cap

PART #: DZOARLOCK

## CAP NUT AND STRING REPLACEMENT

Quicksilver Replacement or Spare Oar Lock Cap with String

Color: Light Gray

PART #: 62-8M0054772



## BH OARLOCK FOR 35MM BLACK

Bravo Oarlock - 1 pc. Sold Individually - Black with swivel head - for 35mm oars, 12mm pin. Will work other similar oarlock styles. Equivalent to part # Z67067.

PART #: S241146



## ZODIAC OARLOCKS – STAINLESS-STEEL PINS, PAIR



The oarlock is suitable for paddles with a diameter of 3,5 cm. Due to the rotation system of the oarlock, it can easily be moved on the paddle for the correct distance and also fixed so that the paddle does not shift. This allows you to easily adjust the paddle so that rowing with the inflatable boat is easy.

This type of oarlock is suitable for the Zodiac and Bombard inflatable boats from year of construction 2005.

If you have a model from before 2005, you probably need the conversion kit to make the oarlock system on the boat suitable for these new oarlocks.

PART #:	DESCRIPTION:
Z76502	SS-PIN OARLOCK, GREY
Z76503	SS-PIN OARLOCK, BLACK

DURAS

## OAR LOCK ROWLOCK T PIN BAR REPLACEMENT

Black Oar Lock Rowlock T Pin Bar Replacement for most inflatable boats. Easy to install with minimal effort. Comes with cap nut.

PART #: SEAB-OARTPIN-BLK



## ZODIAC BH OARLOCKS – 35MM

Replacement or Spare Zodiac Zoom, Typhoon and some Bombard Oarlock - Pair – Black

PART #: Z67067



## BH OARLOCK FOR 35MM GRAY

Bravo Oarlock - 1 pc. Sold Individually - Gray with swivel head - for 35mm oars, 12mm pin. Will work other similar oarlock styles.

PART #: S241176



## SCREW-IN NYLON OARLOCK

Bravo-SCOPREGA Art 620 Screw-In Nylon Oarlock for Inflatables

Applications:

Older Zodiac, Bombard, OMC Express and some West Marine inflatable boats. Boats that utilize the Screw-In style oarlocks.

Replaces Zodiac #: Z6031

Material: Molded Plastic

Dimensions:

Overall Length: 4" Inside

Width: 1 3/8" x 2"

Post Diameter: 1/2 Inch diameter (11/16" thread diameter)

PART #: A351620



## ZODIAC OAR HOLDER CLIP D35



Zodiac Oar Holder Clip D35

Grey clip for securing the oar to the rear of the Zodiac or Bombard inflatable boat.

The clip is attached to the paddle and has an opening on one side that you can slide over the plastic stud (Z2816) on the boat.

This clip is suitable for paddles with a diameter of 3,5cm.

PART #:	DESCRIPTION:
Z76502	SS-PIN OARLOCK, GREY
Z76503	SS-PIN OARLOCK, BLACK



## ZODIAC ALUMINUM OARS/PADDLES



Zodiac Aluminum Jointed Oars ( Pair ) with Grey handle & Blade 160cm long with hole Z67342, suitable for Inflatables which have a pin & screw on cap rowlock system.

Overall length of oar 160cm  
Overall length of handle part of oar 85cm  
Overall length of Blade part of oar 83cm  
Diameter of shaft 35mm  
Location of hole from handle end of oar 50.5cm  
As used on Newer Zodiac Tenders.

PART #: Z67342



## QUICKSILVER ALUMINUM PADDLES



Replacement or Spare Aluminum Paddle Set for Quicksilver Inflatable Boats. Sold in pairs.

PART #:	DESCRIPTION:
720-8M0148934	GRAY - TENDY/AIRDECK - 1.42M
720-8M0156986	GRAY - ALU-RIB 270-350 - 1.42M
720-8M0156983	BLACK - SPORT 250-320 - 1.42M
720-8M0156984	BLACK - SPORT HD 365 - 1.2M
720-8M0156985	BLACK - SPORT HD 420-470 - 1.32M
720-8M0156988	GRAY - ALURIB 380-420 - 1.62M

## SYNTHETIC PADDLE W/ ALUMINUM SHAFT



- 1" Diameter brushed finish anodized aluminum shaft is strong and corrosion resistant
- Impact resistant blade
- Palm grip with sleeve supports the entire palm for a comfortable wrist motion
- Blade size: 22"x6 1/8"

PART #:	DESCRIPTION:
50-71121	LENGTH 4 FEET
50-71123	LENGTH 4 1/2 FEET
50-71124	LENGTH 5 FEET
50-71126	LENGTH 5 1/2 FEET

## STANDARD WOOD PADDLE



- Made of New Zealand Pine wood
- Premium varnish finish
- 1-3/8" Diameter shaft
- Overall blade size: 15-3/4" x 5-7/8"

PART #:	DESCRIPTION:
50-71141	LENGTH 3 1/5 FEET
50-71143	LENGTH 4 FEET
50-71144	LENGTH 4 1/2 FEET
50-71146	LENGTH 5 FEET
50-71147	LENGTH 5 1/2 FEET
50-71148	LENGTH 6 FEET

## TELESCOPING PADDLE WITH BOAT HOOK



Crooked Creek - Telescoping Paddle with Boat Hook. Two-stage paddle with sturdy boat hook head. Durable anodized aluminum shaft and high impact ABS plastic blade can float. Smooth telescoping twist-lock will hold at any position for ease of use. 1.25 in. (31.7 mm.) shaft diameter. Size - 36 - 54 in.

PART #: 452-C11545



## ALUMINUM SYNTHETIC PADDLE



Make your experience on the water more enjoyable with the Crooked Creek® Aluminum/Synthetic Paddle. Its lightweight anodized aluminum shaft offers an approachable design, while the thick rubber sleeve gives a sure grip novices can learn on and experts can appreciate.

### Features

- "Hybrid Grip" supports full palm and promotes a more natural hand / wrist motion
- High-impact ABS polymer blade

### Specifications:

- Applications: Canoe / general purpose paddle
- Style: 1-piece shaft with "Hybrid Grip"
- Material: Aluminum shaft with thick rubber sleeve, ABS polymer blade
- Paddle & Grip Color: Blue

### Dimensions:

- Shaft Diameter: 1 1/4"
- Blade Length: 18"
- Blade Width: 7.5"

PART #: 452-50453

# GEL COATS AND PIGMENTS

## GELCOAT REPAIR PASTE

Gelcote International - Gel Coat Paste. Everything you need for larger surface scratches or gouges in your gelcote surface. Kit includes 250 mL Gelcote paste, hardener, mixing stick. Clear may be tinted to match any desired colour. White is toned to closely match a boat with 2 to 10 year sun exposure.



PART #:	DESCRIPTION:
583-100P	CLEAR PASTE
583-100PW	WHITE PASTE

## GELCOAT COLOR PIGMENT



28.4 mL (1oz) - Highly pigmented colour for colouring polyester resin. Use 2 x 28.4 mL (1 oz) jars of colour paste for each litre of Gelcote or resin. Use up to 15% of colour to obtain a rich, vibrant colour.

PART #:	PIGMENT COLOR:
109-01	WHITE
109-02	YELLOW
109-03	BLUE
109-04	DARK GREEN
109-05	BLACK
109-06	RED
109-07	MARINE BLUE
109-08	BROWN

## GELCOAT SURFACE REPAIR

**NEW**

An all in one, easy to use gelcote repair kit. Gelcoat paste comes with wax already added. This kit includes; 1 - 2 oz jar of Gelcote paste, 1 - 1/4 oz bottle of hardener (MEK), 2 - Mylar release films, 2 - mixing sticks, 1 - Piece of 600 grit sandpaper.

PART #: 583-101 - CHAMPAGNE



## VINYL AND FABRIC SPECIALTY COATING

**Dupli-Color**  
**NEW**



Dupli-Color® Vinyl & Fabric Coating is perfect for restoring or customizing your interior vinyl seats, dash boards, door panels, shifter boots and consoles. Formulated with a maximum adhesion promoter so there's no need for primer. Dupli-Color Vinyl & Fabric Coating won't crack, peel or chip.

## EPOXY RESIN

(Mix Epoxy Resin with Color Pigments to get an epoxy painted shell)



See REPAIR GLUE, EPOXY and SEALANTS section for list of epoxy resins and hardeners.

PART #:	DESCRIPTION:
CHVP10000	RED
CHVP10004	BLACK
CHVP10005	WHITE



# PUMPS, HOSES AND ADAPTERS

## BRAVO 7 FOOT PUMP

Reliable foot pump for your inflatable boats and water toys. Excellent inflator/deflator manual foot pumps are great for all inflatable boats, water toys and more. Reinforced fabric coated bellows. All stainless steel parts. Includes Halkey-Roberts twist-lock valve and inflation nozzles. Includes 4 1/2' inflation hose and universal adapters.

Gallons Per Minute: 1.69 GPM

Pressure Rating: 5.8 psi

PART #: 6090007



## BRAVO 7 FOOT PUMP W/GAUGE

Reliable foot pump for your inflatable boats and water toys. Excellent inflator/deflator manual foot pumps are great for all inflatable boats, water toys and more. Reinforced fabric coated bellows. All stainless steel parts. Includes Halkey-Roberts twist-lock valve and inflation nozzles.

Includes 4 1/2' inflation hose and universal adapters.

Gallons Per Minute: 1.69 GPM

Pressure Rating: 5.8 psi

PART #: 6090017



## BRAVO 8 FOOT PUMP

Bravo 8 Foot Pump 6.0L. Bravo 8 foot pump for inflatable boats, kayaks, tubes, and much more. Inflates and deflates application with ease. Pumps over 6 liters of air per pump.

PART #: 6090008



## BRAVO 8 FOOT PUMP W/GAUGE

Bravo 8 Pump w/Gauge - 6.0L. Bravo 8 foot pump for inflatable boats, kayaks, tubes, and much more. Inflates and deflates application with ease. Pumps over 6 liters of air per pump.

PART #: 6090018



## SUP-4D DOUBLE-ACTION HAND PUMP

The Bravo SUP-4D double-action pump has been specially developed for inflatable SUP boards. Dual-action at low pressure inflates when you push down and pull up for faster inflation, single-action at high pressure inflates only when you push down for easier pumping. The deflate option allows you to fully deflate your board, reducing the pack size of the board or boat. High-pressure pump inflates up to 29 psi. Dual-to-single action switch. In-line pressure gauge. High-pressure valve fitting ensures a tight fit without air loss.

PART #: 6120386



## BRAVO 9 FOOT PUMP

High pressure dual chamber for inflatable boats.

Bravo 9 Dual Function High Pressure and Standard Inflatable Boat Inflation Foot Pump. This pump has 2 inflation chambers. One chamber inflates the inflatable boat pontoon or tubes and the other chamber inflates the high pressure air floors up to 14 psi. The hose end is 3/4".

PART #: 6090009



## MEGA MAX POWER 120V PUMP

WOW Watersports - Quickly inflate large regular and commercial grade inflatables

Great for towable tubes, islands, airbeds, lounges, boats, and other large inflatables

3.0 PSI High Pressure Pump 120V, 680W, 800L/min Inflation and deflation hook ups

12' power cord

5 universal valve adapters

Long reinforced flexible accordion hose design

1 Year warranty

PART #: 742-164020



## QUICKSILVER HAND PUMP

Hand pump for Quicksilver inflatables. Comes standard with Halkey Roberts style pump end.

PART #: 8M0148926



## SUP PUMP W/ 12V CLIPS

Fill up inflatable stand up paddleboards. It features alligator clips and a 10' cable for direct battery connection. There's also a locking 50' hose with interchangeable H-Valve, Leaffield C7, Speed Safety Valve, and mini Speed Safety Valve Adaptors. The auto shutoff is easy to master; simply dial the pressure from 1 to 20 psi.

Includes a mesh storage bag.  
PART #: 253-AHSUPA029



## BTP12 - BRAVO HIGH-PRESSURE 12 VOLT PUMP

BRAVO

Bravo BTP-12 High-Pressure 12 Volt Pump  
The Bravo BTP 12 High-Pressure Pump is the perfect solution for quickly inflating your stand-up paddleboard. Hook it up to a 12-volt battery and it puts out up to 15 psi air pressure.



- Inflate quickly with this powerful 12-volt pump.
- It's easy to know exactly what pressure you have with the built-in 0-15 psi gauge.
- 9-foot long battery cables and 6-foot air hose gives you good reach.
- Eight valve adapters, including one specifically for LEAFIELD C7 and D7 valves, links up to most common valves.
- Pump, cables and hose fit in a handy zipper carry case, with shoulder strap.

Never operate Bravo with vehicle motor running - it will damage the pump due to a higher voltage output.

**PART #: BTP12**

## SP14 REPLACEMENT HOSE KIT

BRAVO



Bravo replacement hose kit. Replaces hose for the Bravo 7, 8 and 9 foot pumps. Includes hose connector/adaptor, closing clip and 3 valve adapters.

**PART #: R151054**

## SP25 REPLACEMENT HOSE KIT

BRAVO



Bravo replacement hose kit. Replaces hose for the Bravo 1, 2 and 10 foot pumps. Includes hose connector/adaptor, closing clip and 3 valve adapters.

**PART #: R151014**

## QUICKSILVER AIR ADAPTOR SET

QUICKSILVER INFLATABLES

Replacement or spare Quicksilver air adaptor set for air inflation pumps. 3 adaptors in set. For Quicksilver style foot pumps.

**PART #: 62-889347**



## BRAVO BP12 - BRAVO SINGLE STAGE ELECTRIC PUMP

BRAVO

Bravo BP12 is a super efficient lightweight single stage high pressure piston pump that will inflate up to pressures of 14.5 psi. Simply set the turn dial to your desired pressure, press the "on" button and this little workhorse will do the rest.

**PART #: 6130050**



## BRAVO GE-BTPA 12V PUMP

BRAVO

Bravo BTPA Dual Action Pump.  
This pump features twin pumps which switch automatically at the appropriate pressure. A high-volume turbine pump and a high-pressure piston pump. Pressure is monitored and controlled by a round manometer gauge.

**PART #: GE-BTPA**



## QUICKSILVER PUMP ADAPTOR

QUICKSILVER INFLATABLES

Quicksilver Replacement pump adaptor. For Quicksilver style foot pumps.

**PART #: 62-859044A1**



## QUICKSILVER FOOT PUMP ADAPTOR

QUICKSILVER INFLATABLES

Quicksilver replacement foot pump adaptor. For Quicksilver style foot pumps.

**PART #: 62-8096853**



## H-R HOSE VALVE ADAPTER



H-R Halkey Roberts Hose Valve Adapter  
Replacement HK Halkey Roberts Hose Valve Adapter - Barbed hose end for secure fitment. 15mm opening, 20mm hose adapter width/75mm circumference 45mm length

**PART #: 280282**



## H-R VALVE ADAPTER - 55 X 12MM



55 x 12mm Inflatable Boat Kayak Nylon Valve Adapter Fittings for HR Hose H-R Valve Adapter Kayak Hose Valve Adapter

- For rubber boats, inflatable boats, inflatable kayak, SUP, fishing boats, drift boats.
- Rowing accessories inflatable valve adapter.
- Diameter: 12mm/ 0.47inch
- Length: 55mm/ 2.16inch

**PART #: 54016419**



## QUICKSILVER AIR FILL ADAPTOR



Replacement or spare Quicksilver Air Fill Adaptor for pumps. Universal for all pump styles.

**PART #: 62-809685 4**



## QUICKSILVER HOSE END ADAPTOR



Quicksilver Pump Adaptor - End that goes into quicksilver valves. - Halkey Roberts

**PART #: 62-809685 1**



## SP47 ADAPTOR SET



Bravo SP 47 - art. 711 - Valve Fittings  
Art. 711 - Pump Valve fittings for foot pumps and hand pumps.

**PART #: A600010**



## UNIVERSAL FILL AIR VALVE TIRE PUMP ADAPTER - HR VALVE



Inflatable Boat SUP Pump Adaptor, Inflatable Paddleboard Pump Valve Adaptor

Features:

High quality, sturdy and durable Inflatable Boat SUP valve adaptor, easy conversion, quick inflation. Use your compressor or tire pump to easily reach suggested PSI within 5-10min. Adopted fine workmanship and delicate design, convenient to use. Lightweight and portable, easy to use and carry.

Specifications:

Condition: 100% Brand New

Material: Copper + rubber

Size: Approx. 7.8\*3.4\*2\*0.7cm / 3.1\*1.3\*0.8\*0.3in

**PART #: GHP000120**



## AIR GAUGE 8 OR 14 PSI



Bravo Air Gauge for inflatable pumps.

Connects to hose for visual pressure readings.

**PART #: R551091 - 14 PSI**

**PART #: R551094 - 8 PSI**



## PRESSURE GAUGE KIT



Designed and tested with the highest quality. Monitors Air Pressure from 0 - 5 psi with Inflate to the correct pressure for ideal performance. Prolong the life of your inflatables by avoiding over-inflation.

**PART #: 742-195100**



## BLUE WHALE UNIVERSAL FILL VALVE TIRE PUMP ADAPTER KIT



SUP Board Inflatable Pump Nylon Adapter Pumping Head Connector. Multifunctional Air Valve Pump/Compressor Converter with 4 Standard Valves for Inflatable Boats, Kayaks, and much more!!!

Specification:

Model Number: Boat Accessories

Material: Nylon + Alloy

Color: Blue

Product Size:

105mm\*75mm\*40mm/4.1in\*2.9in\*1.57in

**PART #: GHP000121**



## DIGITAL PRESSURE GAUGE



Bravo Digital air pressure gauge. 9V DC batteries not included. Programmable units: mbar, psi, kPa, bar. Includes case and inflator adapters.

**PART #: R551088**

## QUICKSILVER PRESSURE GAUGE FOR HAND PUMP



Additional or spare Quicksilver Pressure Gauge for Hand Pump - 0 to 15 psi or 0 - 1 bar.

\*\*\* For Quicksilver Pumps Only \*\*\*

**PART #: 8M0161869**



## COMPRESSOR BLOW GUN & HOSE KIT



Tired of using a foot pump or hand pump to inflate your inflatable but have an air compressor handy standing by. This kit blow gun kit has you covered with everything you need to fill your inflatable quicker; with all the adapters you have. Constructed with brass thread fitting to screw into your air blow gun, connected to a 24 inch Bravo Style Air High Volume Hose, with bravo adapter fitting to connect your air valve adapter. Blow gun included.

**PART #: GHP000137**

# REPAIR GLUE, EPOXY AND SEALANTS

## ZODIAC PVC 1 PART GLUE



1-Part PVC repair glue adhesive for small touch up patching and minor repairs. Replacement glue in Zodiac repair kits.



**PART #: Z7020**

## ZODIAC ELASTOMER GLUE



Zodiac Colle Elastomer - elastomer glue - 750ml - 2 part. Zodiac specially formulated Hypalon/CSM Glue for assembly, repair or installation of parts on Hypalon/CSM Materials or Fabrics. Not to be used on PVC boats.



**PART #: Z7098**

## ZODIAC PLASTOMERE GLUE



Zodiac Plastomere PVC Inflatable Boat Glue Adhesive. Zodiac specially formulated 2 part glue used for PVC boat assembly, repairs or installations. Can be used to glued PVC material to Hypalon/CSM materials.



**PART #: Z7096**

## UK-148 ADHESIVE 2 PART.



STABOND UK 148 is a brushable, two-part elastomeric contact adhesive which provides high strength bonds to many plastics and synthetic rubbers such as SBR, Neoprene, CSM/Hypalon, Nitrile, PVC, ABS and rigid urethane foam. Preferred choice of adhesive by professionals for inflatable boat/tube construction and repairs.

PART #:	SIZE:
STBDUK148OZ	4 OUNCES
STBDUK148HF	1/2 PINT
STBDUK148PT	PINT
STBDUK148QT	QUART

## SUPER SEAL 16OZ.



SUPER SEAL, stops air leaks on your inflatable from the inside out. Seals minor pin holes and small leaks, seam leaks and material porosity leaks. SUPER SEAL can be used on inflatable boats, air floors, kayaks, canoes, toys and much more. Follow as directed for a perfect seal.

For PVC, Hypalon and Rubber Materials

- Easy to use
- Seals seam leaks
- Plugs small holes and porosity leaks
- 500mL - 16 oz.

**MADE IN CANADA**

**PART #: SUPSEAL16**



## WEAVER 1-PART PVC GLUE 30 ML



Weaver 1-Part PVC Glue 30 ml To be used for temporary repair and patches only.

**PART #: 1001**



## WEAVER HYPALON/CSM INFLATABLE BOAT GLUE



Weaver Hypalon CSM Inflatable Boat Glue 1/2 Pint. 2-Part glue used on Hypalon/CSM fabric boats to provide an adhesive bond between the fabric and or accessories.

**PART #: 2001**



## WEAVER PVC GLUE FOR INFLATABLE BOATS



Weaver 3001 PVC Glue for Inflatable Boats Two-part glue in a 250 ml size for gluing Weaver rubber pads onto inflatables made from PVC and Hypalon material.

New, for consumer use.

This is a universal polyurethane crossover glue that will work on all fabrics like PVC and Hypalon.

Adhesive: 240 ml

A100-10 Catalyst: 10 ml

**PART #: 3001**



## 4200 FAST CURE



## POLYURETHANE/ADHESIVE SEALANT

3M 4200 Fast Cure Polyurethane/Adhesive Sealant, Cures fast and forms a watertight seal between joints and hardware. One-part, all-purpose sealant chemically reacts with moisture and forms flexible, watertight, weather-resistant seals on joints and hardware. Can be used above or below the waterline; approximately half the strength of 3M's 5200, which allows for eventual disassembly of parts. Note: Can be softened by some teak cleaners and sealers and is not recommended for sealing teak decks.

Key features

- Forms watertight, weather-resistant seals
- Chemically reacts with moisture to deliver flexible bonds
- Can be used above or below the waterline
- Cleans up with mineral spirits or kerosene
- Tensile strength: 300psi

**PART #: 71-06564**



## 5200 MARINE ADHESIVE SEALANT



3M™ Marine Adhesive Sealant 5200 is a part of our broad range of adhesive sealants uniquely formulated for the marine market. Designed for reliable performance, 3M Marine Adhesive Sealant 5200 is the most trusted sealant in the industry for permanent, high strength bonding.

Understanding Polyurethane Sealants

Polyurethane sealants provide strong, flexible durable elastomeric bonds that seal against the elements. These sealants excel in challenging industrial, transportation and construction applications. Polyurethane sealants are available in a wide variety of Shore A hardness, open time and colors to meet many application needs. Choose a 3M Manual or Pneumatic Applicator for dispensing 3M adhesives sealant cartridges and 400ml/600ml sausage packs.

PART #:	DESCRIPTION:
05205	BLACK SEALANT ADHESIVE
05203	WHITE SEALANT ADHESIVE



## 207 SPECIAL CLEAR HARDENER

West System 207 Special Clear Hardener. Use with 105 Resin (3:1), in coating applications where extremely clear finish is desired, especially in humid conditions. Excellent adhesion for bonding applications. Contains UV-stabilization additive but still requires long-term UV protection with marine paint or varnish. Provides 20-26 minutes of pot life at 70°F and will cure to a solid state in 10-15 hours. Further hardening occurs over 4-7 days. Use with 300 Mini Pump.



PART #:	SIZE:
655-C207SA	315 ML (10.6 oz.)
655-C207SB	1024 L (42.2 oz.)
655-C207SC	5.49 L (1.4 GALLONS)

## 206-A SLOW HARDENER 7 OZ.

West System 206-A Slow Hardener is a low-viscosity epoxy curing agent for use when extended working and cure time is needed or to provide adequate working time at higher temperatures. When combined with West 105 Resin in a five-part resin, to one-part hardener ratio, the cured resin/hardener mixture yields a rigid, high-strength, moisture-resistant solid with excellent bonding and coating properties.

Not intended for clear coating.

The "A" Pack size is for use with the 105-A Quart size of Resin.

Pot life at 72°F (22°C): 20 to 25 minutes

Cure to a solid-state: 10 to 15 hours

Cure to maximum strength: 1 to 4 days

Minimum recommended temperature: 60°F (16°C)

PART #: 655-C206A



## 105 EPOXY RESIN - QUART

West 105 Epoxy Resin is the base material on which all West System epoxy compounds are built.

The resin is a clear, pale yellow, low-viscosity liquid epoxy resin.

Formulated for use with West System hardeners, it can be cured in a wide temperature range to form a high-strength solid with excellent moisture resistance. West System 105 Resin is formulated without volatile solvents and does not shrink after curing. It has a relatively high flash point and no strong solvent odour, making it safer to work with than polyester or vinyl ester resins. Resin viscosity is approximately 1000 centipoise (cp) at 72 F (22C),

West 105 Resin is designed specifically to wet out and bond with wood fibre, fibreglass, reinforcing fabrics and a variety of metals when mixed at the proper ratio with a West System hardener.

An excellent adhesive, 105 mixtures will bridge gaps and fill voids when modified with West System fillers and can be sanded and shaped when cured. West 105 Resin and West 207 Hardener mixtures cure clear so you can achieve a natural finish when coating with varnish.

"A" Size Pack is for use with West 205-A, 206-A or 207-A Hardeners.

PART #: 655-C105A



## G/FLEX 650 TOUGHENED EPOXY

West System G/Flex 650 Toughened Epoxy - 2 gal. G/flex 650 is a toughened, versatile, liquid epoxy for permanent waterproof bonding of fiberglass, ceramics, metals, plastics, damp and difficult-to-bond woods. With a modulus of elasticity of 150,000 PSI, it is a bit more flexible than standard epoxies and polyester, but much stiffer than adhesive sealants. This gives it the ability to make structural bonds that can absorb the stress of expansion, contraction, shock, and vibration. It is ideal for bonding dissimilar materials. It can be modified with WEST SYSTEM fillers and additives and used to wet-out fiberglass tapes and fabrics.

PART #: 655-6552G



## G/FLEX 655-1 THICKENED EPOXY ADHESIVE

G/flex 655 is a toughened epoxy that makes permanent, waterproof structural bonds. It absorbs the stresses of expansion, contraction, shock, and vibration. G/flex adheres tenaciously to HDPE, LDPE, ABS, PVC, Polycarbonate, and Hypalon plastics. It also bonds metal, glass, masonry, fiberglass, and wood. The G/flex 655-1 syringe contains 0.42 oz of resin and 0.42 oz of hardener, perfect for small repair jobs.

- Great on plastics including HDPE, LDPE, ABS, PVC, Polycarbonate, and Hypalon.

- Easy-to-use syringe to dispense small quantities of epoxy

- Viscosity similar to gel toothpaste—won't run or sag

PART #: 655-6551



## RIGID POLYURETHANE POUR IN PLACE FOAM

FIBERTEK PF8 Rigid Polyurethane Pour In Place Foam, 8L, 2/case.

Polyurethane Pour in Place Foam is a two-component liquid material that, when mixed together, will expand to approximately 25 times its volume at 21° C. It has a density of 2 lb. per cubic foot and is used to fill cavities and voids, insulation for tanks and holds, and as floatation for docks, etc.

Size: 8L

PART #: 7031 2



## 300 MINI PUMPS

300 Mini Pumps are designed for convenient and accurate metering of Group A, B, and C WEST SYSTEM 105 Resin-based epoxy. The 300 Mini Pump Set Contains one resin pump and two hardener pumps.

Pumps mount directly on the resin and hardener containers and eliminate the mess involved with measuring by weight or volume.

PART #: 655-300



# SPECIALTY TOOLS AND SUPPLIES

## HALKEY ROBERTS SPANNER WRENCH

Replacement or Spare Halkey Roberts Spanner Wrench for removing Halkey Roberts valve or other valves with the 8-tooth setup.

**PART #: HK-SM-WRENCH**



## BURNISHING TOOL

Red Wedge Burnishing Tool from MEGAWARE KEELGUARD. This tool is perfect for applying pressure when needed to freshly glued patches and/or accessories. Originally used for applying MEGAWARE'S keel guard, perfect for inflatable boat repair.

**PART #: KEELGUARDTOOLRED**



## BRAVO AIR-VALVE SERVICE TOOL

Hardened Thick Plastic Bravo Air-Valve Service Tool - SP136

6 Teeth Large Head  
4 Teeth Small Head

For BRAVO Air-Valves:

•2000 •01 •04 •05

**PART #: R601141**



## MIXING BUCKETS

SEACHOICE durable plastic containers are pre-marked so you can measure the exact amount of paint/gelcoat/repair glue that you need.

3M Scotch Blue Painters Tape -  
24mm/0.94" X 60 Yards/54.8m -



PART #:	DESCRIPTION:
50-93440	1/2 PINT
50-93400	1 PINT
50-93420	2.5 QUARTS
50-93430	5 QUARTS

## 3M SCOTCH BLUE PAINTERS TAPE 24MM



Medium adhesive, 14-day clean removal. For Glass, Walls, Tile s, Trim, Baseboards, and ideal for inflatable boat repair.

**Sold:** Per Roll

**PART #: 7-209024**

## ANTI-CLOG ALUMINUM OXIDE STICK-ON DISCS

Anti-Clog Aluminum Oxide Stick-On Discs. Fits any 6" Backing Pad.

- Premium heavy duty, professional quality paper, C and D weight.
- Premium Aluminum Oxide grain provides fast removal rates and long-lasting performance
- Premium resin coated to resist heat and provide superior grain support
- Special stearate coating prevents clogging and loading



**25 Discs per pack**

PART #:	SANDPAPER GRIT:
13080	80 GRIT
13120	120 GRIT
13180	180 GRIT
13220	220 GRIT
13320	320 GRIT
13400	400 GRIT

## ENERGY HEAT GUN KIT

The WELDY energy HT1600 Heat Gun Kit is a compact and robust heat gun for use in an endless range of professional and DIY applications. The WELDY energy HT1600 Heat Gun is

convincing with its up-to-date design, its solid overall performance and an unbeatable cost-performance ratio. The energy HT1600 overlap kit is your

professional heat gun/hot air equipment for welding PVC and TPO membranes. The energy HT1600 Overlap Welding Kit includes:

- Energy HT1600 Heat Gun
- 20 mm (0.78") Wide slot nozzle
- 40 mm (1.6") Wide slot nozzle
- 40 mm (1.6") silicone pressure roller
- Spare carbon brushes (for motor)
- Storage Case

**PART #: HT1600**



## BRUSHES FOR PAINT/GLUE

### APPLICATIONS

CHIP Paint/Glue Application  
Brushes with wood handle and fine brush hairs for easy use – Disposable



PART #:	SIZE:
886-CHIP1	1" BRUSH
886-CHIP2	2" BRUSH
886-CHIP3	3" BRUSH

## SPANNER TOOL

Zodiac Spanner tool for servicing IC Valves - Zodiac MILPRO and Hurricane Boats.  
**PART #: Z7030**





## HEAVY DUTY MOTOR FLUSHER

SEACHOICE

SEACHOICE Heavy Duty Motor Flusher

Recommended for larger engines. Quickly flushes away salt, silt, alkali and sand. Extends engine life by preventing clogging and corrosion. 4 stainless steel hose clamps included.

PART #: 50-18311



## PROFLO MOTOR FLUSH UNIVERSAL

NEW

SEACHOICE

SEACHOICE Flush away sand, silt and salt. Prevents clogging and corrosion. For use on most outboards and inboard/outboards with side water inlets.

PART #: 50-18301



## BOAT STANDS

BROWNELL

NEW



SB4



KS1V

PART #:	DESCRIPTION:
SB4	3' SIDE BOAT STAND
KS1V	2' STACKABLE KEEL STAND - V TOP

## SMALL CRAFT/PWC DOLLY

BROWNELL

Designed to easily transfer personal watercraft, dinghies and other small craft to and from the water, protected with our traditional painted blue finish. The frame features an easily adjustable width and heavy-duty American made construction. Size 55" x 38" x 16" Max Load 2000 lbs (900kg)

Capacity 2,000 lbs. (905 kg) each

Weight: 85 lbs. (39.0 kg)

Wheel size: 4" x 2"

PART #: SCD1

NEW



## 15 LITER PNEUMATIC OR MANUAL HEAVY-DUTY OIL EXTRACTOR

PANTHER

Panther 15 Liter Pneumatic or Manual Pro Series Heavy Duty Oil Extractor.

Easy to use for do-it-yourself applications, but heavy-duty construction will stand up for shop use or mobile service professionals. A built-in check valve allows easy release of displaced air and the decompression valve releases negative pressure.

See-through container for quick reference and a built-in pour spout for no-mess disposal. Suitable for engine oil, gear lube, brake fluid, coolant, etc.

Not for use with flammable or corrosive products.

Can be operated manually or attached to a compressor and features a 40-170 psi working range.

Type: Manual/Pneumatic

Capacity: 15L

PART #: 756150P

NEW



## MARINE EXTRACTION/ DISPENSING PUMP

MOELLER

Moeller Marine Extraction/Dispensing Pump, Use for Warm/ Cold Oil, 7 Letter Flow Rate, Work with Both The Upstroke And Downstroke, Bucket Style Handle, Built-In Tethered Cap And Easy-Pour Spout, For Marine Applications Automatic Shut-Off Float Eliminates Overflow

Dual Action Vacuum Pump Works with Both the Upstroke And Downstroke Extracts Warm or Cold Oil

No-Mess Features! Tethered Cap and Easy-Pour Spout

PART #: 035340

NEW



## FILTER WRENCH

NEW

SEACHOICE

SEACHOICE Filter Wrench

- High-quality steel construction with non-slip comfortable grip
- Handle swivels 180 degrees to clear obstructions and makes it easy-to-turn in tight spots or hard-to-reach places
- 1" wide band provides strong grip
- Unique yoke and link assembly allows a strong grip and prevents crushed filters
- Studded band for a firm grip and non-slip removal
- Plated yoke and a blackened band resists rust, oxidation and corrosion
- Fits most standard boat, car and truck filters



## GEAR LUBE PUMP

NEW

QUICKSILVER INFLATABLES

The Quicksilver Gear Lube Pump Outboard or Stern Drive 3/8" - 16 Drain Plug. Easily replace your lower unit oil with this pump. Fits all quart and liter bottles. Fits any outboard or stern drive with a 3/8" - 16 drain plug. Use adapter (included) for gear cases with an M8x1.25 drain plug.

PART #: 8M0072133



PART #:	DESCRIPTION:
19173	Fits 2 3/4" TO 3 3/4"
19174	Fits 3 1/4" TO 3 7/8"

# TOWERS, RADAR ARCHES AND TOPS

## TOWERS

### ROLL BAR A-FRAME TOWER



Zodiac Roll Bar A-Frame Tower. Zodiac A-Frame Stainless Steel Roll Bar Tower with navigation mounting points. Genuine Zodiac Roll Bar to install on your Inflatable Boat or RHIB.

**PART #: Z1167**



### SINGLE LOOP ROLL BAR ARCH W/PLATFORM



Atlantico's new Transom Mounted Arch for Inflatables features proprietary telescoping design that allows adjustment to fit the transom of nearly any inflatable. It is built from a high strength welded frame of schedule 40 marine grade aluminum pipe nearly 2" in diameter and is finished in durable salt resistant bright clear anodizing. The Inflatable Arch has the appearance and strength of a custom welded unit when installed on your boat and includes four mounting plates (2 per side) which will accommodate antennas, navigation lights & other gear.

- Adjustable to fit transom of nearly any inflatable
- All hardware, backing plates & mounting bolts included
- TIG Welded Anodized Aluminum Pipe nearly 2" in Diameter
- Cables and Wiring run inside the frame
- Four transom mounting points
- Boxed for convenient delivery

With the addition of the equipment platform, the Transom Mounted Arch allows installation of Law Enforcement or First Responder lighting or radar. Adjustable clamp assembly allows leveling of platform regardless of transom angle.

**PART #: SINGLELOOPPLATFORM**



### SWIVEL WAKEBOARD/ KNEEBOARD RACK



This JOBE swivel wake/kneeboard rack is super easy to mount on your tower and can be mounted at any desired angle. Its bungee cord securely holds the boards and the rubber layer in between the forks protects your boards. This wake/kneeboard rack is finished with a high-polished aluminum and includes the clamp to fit 1-7/8" - 2" tubing.

**PART #: 673-4005613007**

### SINGLE LOOP ROLL BAR ARCH



Atlantico Tower's new Transom Mounted Arch for Inflatables features proprietary telescoping design that allows adjustment to fit the transom of nearly any inflatable. It is built from a high strength welded frame of schedule 40 marine grade aluminum pipe nearly 2" in diameter and is finished in durable salt resistant bright clear anodizing. The Inflatable Arch has the appearance and strength of a custom welded unit when installed on your boat and includes four mounting plates (2 per side) which will accommodate antennas, navigation lights & other gear.



- Adjustable to fit transom of nearly any inflatable
- All hardware, backing plates & mounting bolts included
- TIG Welded Anodized Aluminum Pipe nearly 2" in Diameter
- Cables and Wiring run inside the frame
- Four transom mounting points
- Boxed for convenient delivery

**PART #: SINGLELOOP**

### ADDICT TOWER 1.1



This tower is manufactured with aviation-grade aluminium tubes and easily folds down completely. The tower has polished mounting blocks and is very easy to install. It's telescopic top section with 2" diameter tubing fits boat decks from 76" to 108" width.

**PART #: 673-400708002**

### ADDICT SWIVEL BOARD RACK



This high-polished aluminum JOBE swivel board rack w/clamp fits 1-7/8" - 2" tubing and can be mounted at many different angles. Its bungee cord securely holds 2 boards and the rubber layer in between the forks protects your board.

**PART #: 673-40056130**

## ZODIAC ROLL BAR WITH SKI ARCH



Upgrade your Zodiac Open with a Roll Bar Arch w/Ski Arch. Powder coated black.

Fits: Zodiac Open 5.5, Open 6.5, Open 7  
**PART #: Z61775**

## PRO SERIES ROLL BAR ARCH



Upgrade your Zodiac Pro with the PRO Series Roll Bar Arch. Designed to fit directly on your Zodiac Pro.

Fits: Pro 5.5, Pro 6.5, Pro 7  
**PART #: Z61973**

## SWELLFISH BIMINI TOPS



Perfect bimini top to keep you out of the sun or dry on those famous west coast rainy days! We use a heavy gauge PVC fabric that is UV-protected and waterproof to make sure your Bimini lasts for many seasons.

Swellfish Bimini includes easy quick disconnects for the crossbars, a rear support bar to keep the Bimini out of the way and more stable on those windy days. The Bimini can be stored in the forward position (resting on the tubes), deployed to cover the main area of the boat or in the radar position to not interfere with passengers or for when you are casting from the boat. Included with the bimini are storage and carrying bags. Each Swellfish boat comes pre-installed with the Bimini mounts; no glue is needed with our system.

Mounting Pads may be required for other boats.



PART #:	FITS:
BIMINI270	SWELLFISH 270
BIMINI350390	SWELLFISH 350/390
BIMINI430470	SWELLFISH 430/470

## ZODIAC BIMINI TOP FOR OPEN SERIES



Boat Specific Bimini Tops for Zodiac OPEN Series boats.

All Hardware included.

These bimini tops open and close with ease. Great addition for those hot sunny days.



PART #:	FITS:
Z62447	OPEN 4.2 / 4.8
Z62443	OPEN 3.1 / 3.4

## CARVER 42 HIGH BIMINI TOP W/BOOT - FOR 53-62 INCH BEAM



Ready to Assemble, UPS-able Bimini Top.

**42" H x 5'6" L.**

Anodized 7/8" heavy wall aluminum frame for strength and durability. High grade nylon fittings. Includes matching storage boot with heavy duty zipper. For boats with a 53" to 62" beam.

**PART #: 500-V4257UB**

## CARVER 42 HIGH BIMINI TOP W/BOOT - FOR 63-73 INCH BEAM



Ready to Assemble, UPS-able Bimini Top.

**42" H x 5'6" L.**

Anodized 7/8" heavy wall aluminum frame for strength and durability. High grade nylon fittings. Includes matching storage boot with heavy duty zipper. For boats with a 63" to 73" beam.

**PART #: 500-V4267UB**

## SEABRIGHT BIMINI TOP



### Features:

- Anodized aluminum frame
- High quality Acrylic fabric
- Rear support pole - bimini top stays up when not in use
- Zippered storage boot - for when bimini not in use Includes 4 "glue-on" pads and glue

There are lots of Bimini Tops for inflatable boats on the market, but most have the following drawbacks. They use the oarlocks as a fastening point which means that you need to sacrifice the use of your oars. They do not have rear support poles or a zippered boot which means that you have no place to put the bimini when it is not in use. These Bimini Tops do not have either of these drawbacks.

Mounting hardware needed for other brand boats.

PART #:	FITS:
SBBIMINITOPSMALL	SEABRIGHT 270/290/320
SBBIMINITOPMEDIUM	SEABRIGHT 380
SBBIMINITOPLARGE	SEABRIGHT 430/500

## T-TOPS

### PRO SERIES FOLDING T-TOP



The Pro Series T-Top has been trusted by OEMs and serious anglers for years as their shade solution for center console fishing boats. With its patented design, the FISHMASTER Pro Series T-Top is the only boat T-top that folds twice for storage, low clearance areas, and keeps your T-tops out of sight. The marine-grade UV-resistant Sunbrella® fabric used in the T-tops' canopy is considered the best in the boating industry.

The universal design of the Pro Series T-Top adjusts to fit on any center console fishing boat with a console 24" to 50" wide and accommodates a variety of T-top accessories to make your time on the water even more enjoyable. Universal fit on any center console or rib/inflatable boat with a console 24" to 50" wide. It Folds Twice™ - Once at the side supports and a second time in the canvas. Beefed up 2.25" tubing made of 6061-T6 aluminum will not rattle and shake in fresh or salt water.

OEM styling that matches the lines and look of modern boats.  
Two tier canopy is 35 square foot with a truss design that keeps the Sunbrella® fabric taut to repel water and block sun.  
Ergonomic grab handles are 1.9" in diameter for a comfortable and secure hold.

Works seamlessly with side console door. No modification needed!

**PART #: SOF20\***



## UNIVERSAL TOWER UPS-ABLE BIMINI TOP

NEW



Ready to Assemble, UPS-able

26" High x 5' long.

Sunbrella® acrylic fabric with matching zippered boot. 7/8" anodized aluminum frame with high grade black nylon fittings. 2 aluminum installation clamps included fits virtually all tower diameters. No need to drill into tower!

Convenient storage design allows top to be secured to the tower when folded back and not in use. Tops come standard with front & rear hold down straps.

Color: Jet Black

**PART #: 500-A2686UBD2**

## ORIGINAL FOLDING T-TOP



Using FISHMASTER Patent #7418918, the Original Folding T-Top is crafted with a second fold in the canopy. Not found on any other T-top on the market, this double fold aids in fast and easy storage. When you are ready to get back on the water, simply unfold the top to provide instant protection against sun or rain. For added folding ease, we recommend purchasing a set of quick release knobs. This folding design is ideal for areas such as dry dock storage, utility or garage storage, water access under bridges, and other low clearance problems.

The Original T-Top is designed to fit universal on center console from 24" to 50" wide and can be installed on your boat with ease.

Universal fit on any center console or rib/inflatable boat with a console 24" to 50" wide.

1.90" Aviation marine grade 6061-T6 extruded and anodized aluminum.

Patented design folds down for lower clearance areas. Installs in hours and perfect for those DIY'ers!

Installation video and FISHMASTER Sales Team available for added support.

Marine Grade UV Resistant Sunbrella® fabric available in 9 Colors.

**PART #: SOF00\***



## T-SHADE



T-Top Shape Extensions, Extend your protection with a t-shade. Add valuable shade and rain protection to your T-Top and extend your day on the water. Our T-Shade™ mounts easily to the T-Top with adjustable straps.



Suction cups are also provided to easily mount the T-Shade™ to Hard Tops. The T-Shade™ is supported by two fully adjustable 7/8" anodized aluminum poles that mount in the aft rod holders.

Available in: Black or White

PART #:	DESCRIPTION:
TS4	4 FEET
TS5	5 FEET
TS6	6 FEET

## T-TOP COMFORT ACCESSORY



Zodiac T-Top Comfort Accessory is a great additional to any Zodiac Open series boats. Keep yourself covered from the elements when enjoying the open waters. Fits: Zodiac Open 5.5, Open 6.5 and Open 7

PART #: Z61823



# TRANSOMS, DRAINS AND HARDWARE

## BRAVO/SCOPREGA DRAIN AND PLUG ASSEMBLY



SP103 - Bravo / SCOPREGA Drain and Plug Assembly.

Outside Diameter: 50mm

Package Includes:

- Drain Plug
- Drain Basket w/Diaphragm

PART #:	COLOR:
A401311	BLACK
A401312	GRAY

## BRAVO/SCOPREGA DRAIN PLUG

SP103 - Bravo / SCOPREGA Drain Plug.

Fits Openings up to: 35mm

Drain Plug Only

PART #:	COLOR:
R601076	BLACK
R601076G	GRAY

## ZODIAC TRANSOM DRAIN BAILER

Zodiac Transom Self-Bailer Drain Assembly.

Replacement or spare transom self-bailer drain assembly.

For Zodiac Bombard and other inflatable boats.

**Drain Opening:** 35mm

**PART #:** Z2218



## ZODIAC SELF BAILER DIAPHRAGM

Replacement or spare Zodiac Transom Drain Bailer

Diaphragm.

Direct replacement for Z2218 Zodiac Drain Bailer.

**PART #:** Z2204



## ZODIAC AND AVON TRANSOM

### DRAIN PLUG

Drain plug for Zodiac, Sport Boats and some RIBS, 2001 and newer. Will also fit West Marine Boats of the same years.

**PART #:** Z2221



## ZODIAC AND AVON DRAIN

### PLUG ASSEMBLY

Zodiac and AVON Drain Plug Assembly Sleeve Kit.

Includes 2 screws

For Zodiac RIB's, Zodiac Yachtline, AVON RIB's and much more.

**PART #:** Z2154



## ZODIAC SLIDING BAILER DIAPHRAGM

Replacement Zodiac Slide Self-Bailer

Diaphragm. For Zodiac Part #'s Z61083 and Z60502 Slide Self Bailer Drains.

**Part #:** Z60501



## 2 PC. THREAD STYLE TRANSOM

### DRAIN BAILER

### ASSEMBLY

Universal 2-piece threaded style transom bailer drain and plug assembly - Gray

Diameter: 1 3/4"

**PART #:** UNI2PCGRYTRANDRN



## TRANSOM DRAIN VALVE ASSEMBLY

Universal transom drain valve assembly.

Includes drain plug.

Diameter: 1 1/2"

Depth: 3/4" - 1"



PART #:	COLOR:
UNITRANSHRTDRA-BLK	BLACK
UNITRANSHRTDRA-GRY	GRAY

## DEEP TRANSOM DRAIN VALVE

### ASSEMBLY

Universal transom drain valve assembly.

Includes drain plug.

Diameter: 1 1/2"

Depth: 1 1/4" - 1 1/2"



PART#:	COLOR:
DPUNITRANSHRTDRA-BLK	BLACK
DPUNITRANSHRTDRA-GRY	GRAY

## ZODIAC SLIDE SELF BAILER

### DRAIN KIT



The sliding bailer valve system is used on new Cadets from 2002 to Current and some other newer Zodiac/Bombard models. This diaphragm fits within the sliding bailer keeping water out of the boat but allowing to evacuate when under power.

**Kits includes:**

- Slide self bailer assembly w/diaphragm
- Gasket
- Screws
- Decal

PART #:	COLOR:
Z61083	GRAY
Z60502	BLACK

## TENDY/AIRDECK 250 DRAIN VALVE



Quicksilver Tendency/Airdeck 250 Transom Slide Drain Valve - Replaces part#: 720-85950518 - screws not included  
**PART #: 720-8M0148925**



## SPORT 300-320 DRAIN VALVE



Quicksilver Sport 300-320 Transom Slide Drain Valve - Black - replaces part#: 720-85950626  
Screws not included  
**PART #: 720-8M0157001**



## SPORT 250 DRAIN VALVE



Replacement or spare Quicksilver Sport HD 250 Transom Slide Drain Valve - Black  
Screws not included  
**PART #: 720-8M0156999**



## SPORT HD 365-470 DRAIN VALVE



Quicksilver Sport HD 365-470 Transom Slide Drain Valve - Black  
Screws not included  
**PART #: 720-8M0157002**



## DRAIN-PLUG ASSEMBLY FOR ALURIB



Quicksilver Drain-plug Assembly for AluRib - White - Replaces part#: 720-85980553  
Screw-in Style Drain and Plug Assembly.  
**PART #: 720-8M0156335**



## DURAS DRAIN PLUG



DURAS Inflatable Boat Rubber Drain Plug. Fits most standard drains for transom.  
Color: Light Gray  
**PART #: DURASPLUG**



## STATIC MOTOR MOUNT PLATE



Panther Static Motor Mount Plate Bracket makes mounting auxiliary and for motors a snap. When direct to transom motor mounting is difficult; plate provides a flat, secure mounting surface for clamp-on or bolt-on. Kicker motors up to 40 hp or 150 lb. Made of solid cast aluminum with an 8" x 7" mounting area, the bracket can be used on most contoured boat transoms.

**PART #: 550405**



## HI-JACKER™ FIXED JACK PLATE



T-H Marine Hi-Jacker™ Fixed Jack Plate 4" Set-Back.

This tough 3/8" thick aluminum bracket provides an inexpensive solution to mounting a long shaft outboard to a short transom. Also great as a fixed jack plate for all V6 outboards. Handles all outboards up to 150 hp. Three engine mounting holes on top and slot on bottom along with two transom mounting holes combined with a 3" designed lift allows a total of 5 1/2" of lift with a full four (4) inches of setback.

**PART #: JP4FADP**



## TRANSOM SUPPORT PLATE



TH-Marine Transom Support Plate for Lower Bolts.

These Transom Support / Washer Plates are made of strong 3/8" 6061 T6 alloy aluminum (not cast aluminum), the CMC transom washer can eliminate bolts "biting" into transoms and can more evenly distribute loads on high performance engines.

### Features:

- Constructed of strong 3/8" 6061 T6 alloy aluminum
- Eliminates bolts "biting" into transoms
- Evenly distribute loads on high performance engines

**PART #: TSP2DP**



## TRANSOM SUPPORT PLATE STD 13"



TH-Marine Transom Support Plate Standard.

These Transom Support / Washer Plates are made of strong 3/8" 6061 T6 alloy aluminum (not cast aluminum), the CMC transom washer can eliminate bolts "biting" into transoms and can more evenly distribute loads on high performance engines.

### Features:

- Constructed of strong 3/8" 6061 T6 alloy aluminum
- Eliminates bolts "biting" into transoms
- Evenly distribute loads on high performance engines

**PART #: TSP1DP**



## PANTHER TRANSOM MOTOR MOUNT BOLT BAR

PANTHER



Made from heavy duty 713 cast aluminum, chromate dipped and black powder coated. Will add support for your transom when mounting your main or auxiliary motors.

Size-15"L x 2-1/8"W x 1/2"D

PART #: 559100

## REPRODUCTION TRANSOM FOR YOUR INFLATABLE

GE



Need a replacement transom for your inflatable boat. Look no further! Our dedicated team of staff can manufacturer a replacement reproduction transom for your inflatable boat.

A few measurements are required to build a quote for your replacement transom. Use chart below.

Our transoms are made using hi-quality marine grade plywood, which are then epoxy dipped to strengthen the overall structure of the wood and protect it from the elements. After epoxy has hardened, it then goes through a vigorous process of prepping and straightening to remove any flaws or warps, then gets gel coated. Colors include, gray, Black, red. After each finishing process, the transom is engraved with a anti-theft SN and also HIN that you provide from your inflatable boat.

Contact us for today and get a replacement transom for your inflatable boat.

We make replacement transoms for Zodiac-Nautic, Bombard, SEAMAX, Seabright, Saturn Inflatables, Aquamarine, Quicksilver, and much more.

See next page for sizing chart...

## SMART TABS 7X8 – COMPOSITE

This is a complete kit of Smart Tabs series 20 Lb. self-leveling trim tabs (pair) without switch. The ST 781 Series is ideal for Small Tender, Roll Up Inflatable, & RIB design boats 10' to 12' length. This system provides an active suspension system for the boat that increases stability and smooths the ride even in rough seas.



- Plates include five (5) actuator mounting positions for further customization
- Non-abrasive white composite plates
- Adjustable trim plate bracket
- Ideal for contoured transoms
- Each kit includes all components, mounting hardware, sealant materials, templates, and installation instructions
- Faster Acceleration
- Increase top speed
- Provide a level, more comfortable ride at lower speeds
- Improve fuel economy, handling, and safety

PART #: ST78120

## TRANSOMS FOR ZODIAC MARK SERIES AND FUTURA SERIES

GE



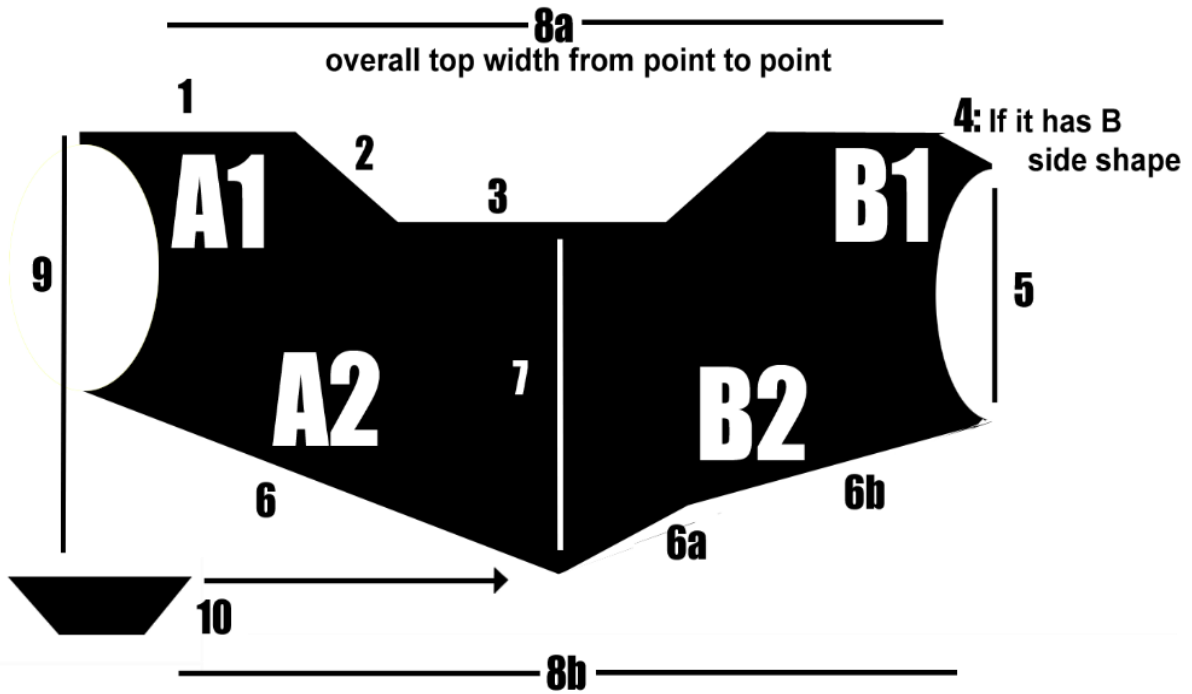
Built to spec. replacement transom for your Zodiac Series and Futura Series inflatable boat. These transoms are epoxy sealed and gel-coated for the extra strength and durability to give the transom a longer life span.

Our transoms are:

- Sourced from the highest quality materials available in North America
  - Use high quality Marine grade plywood with marine epoxies
  - Transoms are sealed with 1/16" epoxy resin layer and coated with 1/8" gel coating providing a durable and strong surface finish while sealing the wood core from moisture
  - Will outlast your inflatable if cared for properly
- 3-year limited warranty**







**Glossary of Measurements Needed:**

Select Transom Profile:

Top: **A1** or **B1**      Bottom: **A2** or **B2**

- 1. Top Width
- 2. Dip Length
- 3. Motor Rest Length
- 4. Optional Top Dip
- 5. Curve Length, from point to point
- 6. Bottom Length, If profile curves in, provide close measurements at 6a. and 6b. this measurement.
- 7. Height from Motor Rest to Bottom of transom
- 8. 8a. Overall Top Width from point to point  
8b. Overall width from bottom points
- 9. Overall Transom Height
- 10. If transom has pointed bottom, disregard
- 11: Thickness measurement

1. \_\_\_\_\_ 2. \_\_\_\_\_ 3. \_\_\_\_\_ 4. \_\_\_\_\_

5. \_\_\_\_\_ 6. \_\_\_\_\_ 7. \_\_\_\_\_ 8a. \_\_\_\_\_

8b. \_\_\_\_\_ 9. \_\_\_\_\_ 10. \_\_\_\_\_ 11. \_\_\_\_\_



# WINTERIZATION, COVERS AND STORAGE

## UV AND WEATHER RESISTANT

### BOAT COVER NEW

EASY TO INSTALL - Ideal for protecting boats from the outside elements from hot or rainy conditions

#### Description:

- Heavy duty 210D oxford fabric, waterproof, dustproof, UV resistant and breathable
- Fine stitched and interlocked seams offer durability
- Sewn-in cord into the hem allows for easy using
- Full rear cut covers most outboard engines, also can be used on boats stored on vertical transom
- Provides protection for your inflatable boat/dinghy/tender on the highway towing/beach or in the backyard

For dinghy's and inflatable boats without a console.

#### Specification:

Material: 600D oxford fabric

Color: Black



PART #:	DESCRIPTION:
GHP000122	380*94*46CM
GHP000123	420*94*46CM
GHP000124	470*94*46CM
GHP000125	520*94*46CM
GHP000132	380*200*46CM
GHP000133	420*210*46CM
GHP000134	470*210*46CM
GHP000135	520*210*46CM

## SPORT TYPE INFLATABLE BOAT COVER NEW

### STYLED-TO-FIT® BOAT

#### COVER - POLY-FLEX II

Boat covers designed to fit Sport Type Inflatable Boats. The cover accommodates an outboard motor that will be covered over within the body of the cover. Cover does not accommodate a raised transom.

Color: Slate Gray



PART #:	DESCRIPTION:
500-7INF12F10	12FT6IN*70IN
500-7INF13F10	13FT6IN*74IN



## TRAILERABLE REFLECTIVE BOAT

### COVER NEW

Boat Cover Outdoor Protection Waterproof Reflective 300D Oxford Fabric 11-22ft for V-HULL Runabouts, RHIB Boats, Inflatable Boats w/Console and Bass Boats. Made of silver coated heavy duty marine grade waterproof 300D Oxford fabric material. Designed for extra durability and all-weather protection, won't shrink or stretch.

Fabric coating technology for maximum water resistance and repellency, UV protection, mildew resistance.

Easy fitting and quick release buckle strap system against strong wind.

Elastic hem with durable double stitching, designed to wrap tightly around your boat for added security.

Free storage bag and windproof strap included It is easy to carry.

Size: 5 sizes offered:



PART #:	DESCRIPTION:
GHP000127	11-13FT:420*270CM
GHP000128	14-16FT:530*290CM
GHP000129	16-18FT:570*300CM
GHP000130	17-19FT:600*300CM
GHP000131	20-22FT:700 * 260CM

## BLUNT NOSE INFLATABLE BOAT COVER NEW

### STYLED-TO-FIT® BOAT

#### COVER - POLY-FLEX II

Boat covers designed to fit Blunt Nose Inflatable Boats.

The cover accommodates an outboard motor that will be covered over within the body of the cover. If the

outboard motor extends past the tubes, please measure the overall length including the motor to select the correct cover size. Cover does not accommodate a raised transom.

Color: Slate Gray

Fabric: 5.3 oz. Poly-Flex II













PART #:	DESCRIPTION:
500-7INF8BF10	8FT6IN*60IN
500-7INF9BF10	9FT6IN*60IN
500-7INF10BF10	10FT6IN*66IN
500-7INF11BF10	11FT6IN*68IN
500-7INF12BF10	12FT6IN*70IN
500-7INF13BF10	13FT6IN*74IN
500-7INF14BF10	14FT6IN*74IN

# FLEX-FIT™ PRO BOAT COVER – POLY-FLEX II



Carver's economically priced 5.3 oz. Poly-Flex II material is solution-dyed marine polyester with a urethane coating. These boat covers provide durable water repellency, UV and mildew resistance, and breathability. The strong and durable design provides good resistance to tearing.

Flex-Fit™ PRO Boat Covers are made in 10 sizes that fit practically all 14-23 foot boats. Economically priced, our Flex-Fit™ PRO universal boat cover is an excellent choice for storage and trailering. Our Flex-Fit™ PRO boat covers feature a strong and durable 1/4" shock cord encased into the hem for a snug fit. One tie-down kit is included for quick and easy tie-down. A complimentary mesh storage bag is also included to make storage simple. All of our Carver Boat Covers including our Flex-Fit™ PRO II are designed and engineered in Landrum, South Carolina and all of our production takes place in our state-of-the-art manufacturing facilities so we are able to ensure the quality and promptness of each and every product that carries the Carver by Covercraft name.

Description	Centerline	Beam	Flex-Fit™ PRO Order No.
V-Hull Fishing Boats V-Hull Narrow Bass Boats Jon Boats Open Jon Boats Drift Boats		14' - 16' 14' - 16' 14' - 16' 14' - 16' 14' - 16'	78" 79001
V-Hull Runabouts I/O or O/B Tri-Hull Boats I/O or O/B Tri-Hull Bass Boats		14' - 16' 14' - 16' 14' - 16'	86" 79002
Fish & Ski Boats I/O or O/B Wide Bass Boats Tournament Ski Boats		16' - 19' 16' - 19' 16' - 19'	96" 79003
V-Hull Boats I/O or O/B Tri-Hull Boats I/O or O/B		17' - 19' 17' - 19'	96" 79004
V-Hull Runabout Boats I/O or O/B		20' - 21'	102" 79005
V-Hull Runabout Boats I/O or O/B		22' - 23'	102" 79010
V-Hull Low Profile Cuddy - Cabin Boats I/O or O/B		19' - 22'	102" 79006
V-Hull Center Console Fishing Boats w/ High Bow Rails V-Hull Center Console Fishing Boats w/ Shallow Draft Hull Bay Style Center Console Fishing Boats w/ Shallow Draft Hull		17' - 19' 17' - 19' 17' - 19'	102" 79011
V-Hull Center Console Fishing Boats w/ High Bow Rails V-Hull Center Console Fishing Boats w/ Shallow Draft Hull Bay Style Center Console Fishing Boats w/ Shallow Draft Hull		20' - 22' 20' - 22' 20' - 22'	102" 79012
Pontoon Boats		20' - 22'	102" 79009



WINTERIZATION, COVERS AND STORAGE

# SEARCH AND RESCUE

We strive at providing our local Fire Departments and Search and Rescue teams with a vast selection in Search and Rescue Vessels and Water Safety Equipment available on the market today. Whether it's for river and pond response, to coastal vessels, we've got you your department covered.



## ZODIAC PRO 5.5 RESCUE/PATROL PACKAGE



### ADAPTATION

Diving, fishing, underwater hunting, work or pleasure, choose and compose the layout of your boat depending on your program and your preferences : your

PRO will perfectly fit !

### EASE OF USE

Appreciated by all, the PRO RIB are equipped with a removable tube, which facilitates maintenance. Their "platform" deck offers great maneuverability to perform your rescue operation with ease and access to all storage compartments.

### WIDE CHOICE

The PRO offers unparalleled customization and layout options :

- several combinations of colors, hulls, tubes, accessories, tank integration...
- Equipment : you set the console and the benches wherever you prefer on the deck
- choice of the driving position : sitting or standing. A wide offer from 4.20 to 8.50 m...

These specifically designed and equipped Zodiac Pro 5.5's are ready for whatever operation or job you put them through. Whether it's handling in choppy weather and water or speed when it's needed. They're sure to get the job done...

Choose Your Engine Brand:

Mercury | Yamaha | Honda

Rigged with a 130HP engine, you'll be sure to get to your destination in a very timely manner.

**PART #: PRO5.5RESCUE/PATROL**

## QUICKSILVER® INFLATABLES QUICKSILVER SPORT HD – RESCUE



Sport HD from Quicksilver is the perfect companion for fans of fishing, diving and much more. Lightweight, nimble, and portable, you can easily take it with you and zip around on the water. Now available in Rescue Red for Search and Rescue and fire departments. These boats aren't only lightweight and portable but are designed to take the roughest abuse and are now the main for replacements for Rescue Fleets.

### Available In:

Models	Fabric	Fabric Thickness	Length (m)	Max HP
365 SPORT HD (Alu Floor) Medium-Grey or Rescue Red	PVC	1,2 mm	3.65	25 S
420 SPORT HD (Alu Floor) Rescue Red	PVC	1,2 mm	4.20	40 L
470 SPORT HD (Alu Floor) Medium-Grey or Rescue Red	PVC	1,2 mm	4.70	60 L

365 SPORT HD RED PART #: 720-AA380128N

365 SPORT HD GREY PART #: 720-AA360004N

420 SPORT HD RED PART #: 720-AA420005N

470 SPORT HD GREY PART #: 720-AA470046N

470 SPORT HD RED PART #: 720-AA470048N

**NEW**

\*\*\* SPECIAL ORDER FOR RED MODELS\*\*\*

# ZODIAC MILPRO

Designed to meet the specific requirements of inland search and rescue organizations, the Emergency Response Boat (ERB) range go from storage bag to ready for use in three minutes thanks to their fast-inflation kit.

Zodiac MILPRO ERB boats provide a fast response, lightweight and safe solution for urgent and critical life saving operations.



## ERB SERIES

EMERGENCY RESCUE BOAT



Model:	Fabric:	Capacity:	Max HP	Length:	Beam:	Weight: Lbs.	
ZMSR 380	HYPALON/NEO	700 kg – 1543 lb	6	30hp	3,81 m – 12' 6"	1,68 m – 5' 6"	81kg – 179 lb
ERB 310	HYPALON/NEO	530 kg – 1168 lb	4	10 hp	3,20 m – 10' 6"	1,6 m – 5' 3"	39 kg up to 61kg 86 lb up to 134 lb
ERB 380	HYPALON/NEO	777 kg – 1713 lb	7	30 hp	3,93 m – 12' 11"	1,68 m – 5' 6"	54 kg up to 86kg 119 lb up to 190 lb
ERB 400	HYPALON/NEO	920 kg – 2028 lb	8	40 hp	4,10 m – 13' 5"	1,9 m – 6' 3"	65 kg up to 99kg 143 lb up to 218lb

## ZMSR

ZODIAC MILPRO™ SURF RESCUE  
WAVE-PROOF RESCUE BOAT

Zodiac MILPRO™ has developed the ZMSR 380 in collaboration with the International Federation of Rescue.

This very light and extremely maneuverable boat is technically accomplished and is particularly efficient in terms of seaworthiness and practical capabilities face to jet skis and other beach rescue material.

The design of the ZMSR hull and bow makes it particularly effective tackling breaking waves and highly stable in sea spray and backwash. Accessories and ergonomics of the boat are also specifically designed to optimize the effectiveness of the crew in all phases of rescue operations.





This is the ultimate quick-deploy emergency solution for Search and Rescue, Firefighters, and other response groups. Equipped with advanced inflatable technologies, it unfolds and inflates in mere moments to get you on the water fast. Saving valuable time during critical situations. Equipped with speed tubes for increased speed and superior handling, allowing you to reach your destination quickly and with unmatched agility and control.

Stay prepared with the fastest, most efficient, and easily deployable emergency response boat available! An indispensable asset during critical missions, from search and rescue missions to emergency response, from marine research to flood water response.



## FS RESCUE SERIES

SEARCH AND RESCUE

Model	Fabric	Capacity (lbs)		Max HP	Length (cm – ft)
FS 420	PVC	2686	10 persons	45HP	430CM – 14FT 4IN.
FS 470	PVC	2930	11 persons	55 HP	470CM – 15FT 5IN



## RDC WATER RESCUE CRAFT



Preferred choice Inflatable Rescue Craft for fire departments and water rescue. When you want portability and ease of use for rescue deployment, OCEANID RCR WATERCRAFT is what you're looking for. Includes Carrying Bag, Floor Top Carpet, 2 Paddles, Paddle Bag, Tow Strap Assembly, Air Fill Manifold and Repair Kit.



### SPECIFICATIONS:

**Length:** 15'4"

**Width:** 48"

**Tube Diameter:** 12"

**Floor Length:** 8'

**Access Holes:** 22"x40"

**Weight:** 50 lbs.

**No. of Air Chambers:** 3

**Buoyancy:** >2000+ lbs.

**Fabric:** 35oz. PU/PVC

12 years Warranty, with registration

## WATER EMERGENCY WATERCRAFT



Following the design concept of the original RDC Rapid Deployment Craft, the WERC big brother has arrived. This boat boasts most of the design features of the RDC performance package and adds the 4th dimension feature, it is fully motorized.



### SPECIFICATIONS:

**Length:** 15'4"

**Width:** 48"

**Tube Diameter:** 12"

**Floor Length:** 8'

**Access Holes:** 22"x40"

**Weight:** 50 lbs.

**No. of Air Chambers:** 3

**Buoyancy:** >2000+ lbs.

**Fabric:** 35oz. PU/PVC

12 years Warranty, with registration

## FIRST WATCH - ICE RESCUE COLD WATER IMMERSION SUIT

Made for cold water and ice rescue operations. This universal fitting suit is made of a rugged hi-tenacity nylon shell with a soft and easy to do liner.

### FEATURES:

- Rugged Elbow and Knee Patches
- Dual Ice Pick Pockets
- Removable Harness System
- Boots fit up to size US size 12
- Protective Center Zipper Flap
- Internal Suspenders
- Registered Serial Number
- 3" x 11" Velcro Patch
- Stow Bag with Mesh Accessory Pocket

**PART #: FST-RS1000**



## MUSTANG ICE COMMANDER RESCUE SUIT

The Mustang Ice Commander™ is the suit of choice for search and rescue teams, fire departments, and ice rescue professionals. The modular suit is completely waterproof with a watertight hood, integrated gloves, and attached boots. The flotation and insulation performance of a zip-in buoyancy liner allows users to immerse themselves for long periods of time in icy cold water and maintain mental and physical capabilities. Updated liner with zipper and Velcro attachments allows easier removal for cleaning and repair. Each Ice Commander™ has an integrated chest harness for attachment to tether lines, ice awl pockets for storage, rubber gloves, reinforced knees and non-slip rubber soles on the attached boots. As well, each suit is 45% lighter than other rescue suits as it is made in a high visibility welded nylon shell.

**PART #: IC9001 03**



## MUSTANG NEOPRENE COLD WATER IMMERSION SUIT

Designed for use in commercial operations, this Immersion Suit from Mustang Survival is the ideal ship abandonment suit for workboats, transport vessels, drilling rigs, supply ships, steamships and commercial fishermen. Also suitable for the sailing community.

### Features:

- Approval: USCG - UL1197 - Immersion Suits 160.171 - USCG/MED SOLAS 2010
- Polar Code Approved
- Easy to don in stormy conditions
- Five-fingered insulated gloves for warmth and dexterity
- Water-tight face seal
- Includes buddy line
- Includes retrieval harness rated to 1000lbs (454kg) dead-weight for minimum 10 min
- Ankle adjustments for a better fit
- 5mm fire retardant neoprene provides flotation and hypothermia protection
- Triple-sealed seam construction
- Non-slip, durable soles

**PART #: 693- MIS230TC**



## FIRSTWATCH FLOTATION SUIT

**NEW**

An anti-exposure flotation and a thermal suit that works like a wetsuit. Cuffs and straps trap water inside the suit allowing the wearer's body heat to insulate and keep warm.

USCG Type V Approved

### FEATURES:

- Head-Support Pillow
- Fleece Lined Collar
- Stowaway hood
- SOLAS Tape on Hood, Shoulders & Wrists
- Hand-warmer Pockets
- Neoprene Inner Cuff Strap Clincher
- Cordura Reinforced Knees, Butt, Elbows & Cuffs
- Internal Suspenders
- Vertical Side Boot Entry Zips

**PART #: FST-AS1100**



# GASHOPPER CLOTHING

Stay comfy, and stylish when your out boating. With our premium line of clothing, we have you covered, LITERALLY, from the elements. Whether your having fun in sun or boating on the cool morning breezes.

## THE ONLY THING INFLATED, IS MY BOAT!!!



Comfy cotton blend T-Shirt from District. Features our signature GasHopper Racer and scared fish.

Available sizes: S, M, L, XL, XXL

## MY BOAT HAS RUBBER BOOBIES!!!

**NEW**



Fruit of The Loom - GasHopper MY BOAT HAS RUBBER BOOBIES!!! T-Shirt.

Show your support with this working, comfy cotton blend GasHopper RUBBER BOOBIES T-Shirt.

Features our RUBBER BOOBIES moto on the back with our updated new Logo on the front.

Available in: S, M, L, XL, XXL

## INTO THE ABYSS - WHITE

**NEW**



Fruit of The Loom - GasHopper INTO THE ABYSS T-Shirt. Show your support with this working, comfy cotton blend GasHopper INTO THE ABYSS T-Shirt. Features our SCUBA SERIES logo on the front.

Available in: S, M, L, XL, XXL

## INTO THE ABYSS – AQUA BLUE

**NEW**



Fruit of The Loom - GasHopper INTO THE ABYSS T-Shirt. Show your support with this working, comfy cotton blend GasHopper INTO THE ABYSS T-Shirt. Features our SCUBA SERIES logo on the front.

Available in: S, M, L, XL, XXL

## 365 DAYS - BLUE



Fruit of The Loom - GasHopper 365 Days T-Shirt. Show your support with this working, comfy cotton blend GasHopper 365 Days T-Shirt.

Features our Fixing 365 Days Working T-Shirt on the back with our updated new Logo on the front.

Available in: S, M, L, XL, XXL

## GASHOPPER REPAIR TECH



Show your support with this working, comfy cotton blend GasHopper Repair Tech T-Shirt.

Features our Goofy Repair Tech Cartoon on the back with our updated new Logo on the front.

Available in: S, M, L, XL, XXL



## 365 DAYS - WHITE



Fruit Of The Loom - GasHopper 365 Days T-Shirt. Show your support with this working, comfy cotton blend GasHopper 365 Days T-Shirt. Features our Fixing 365 Days Working T-Shirt on the back with our updated new Logo on the front.  
**Available in: S, M, L, XL, XXL**

## ALWAYS HARD



Fruit of The Loom - GasHopper ALWAYS HARD T-Shirt. Show your support with this working, comfy cotton blend GasHopper ALWAYS HARD T-Shirt. Features our ALWAYS HARD moto on the back with our updated new Logo on the front.  
**Available in: S, M, L, XL, XXL**

## HOODED SWEATSHIRTS

### SIGNATURE HOODIE - BAY ROCKER BLUE



Gildan® DryBlend™ Hooded Sweatshirt - Royal Blue. Taking Pre-orders for hoodies. Place your order. These signature hoodies are going to be limited, so better start ordering before, we stop taking orders. Stay warm when the weather gets cold with one of our Signature Series GasHopper Hoodies. Show your support and let everyone know that GasHopper Inc is the place to be for your inflatable boats parts in Canada.  
**Available in: S, M, L, XL, XXL**

## I'M HAPPY BOATING



Gildan® DryBlend™ - IM HAPPY BOATING GasHopper Hoodie  
 Let the world know that, I'M HAPPY BOATING!!! These sweaters are comfortable and warm on those cool nights.  
**Available in: S, M, L, XL, XXL**

## GASHOPPER SIGNATURE PORT AUTHORITY LIFESTYLE BRIM HAT

**NEW**

Shield your head from harmful sun rays with the Port Authority® Lifestyle Brim Hat. Its classic style is perfect for golf rounds, days at the beach and or outdoor events. Personalize with your business name and keep your brand on top.

- 100% polyester microfiber
- Unstructured design
- Moisture-wicking sweatband
- UPF 30+ sun protection and water-repellent finish
- Features adjustable shock cord

**Available in 2 sizes**



## HATS AND HEADWEAR



### GASHOPPER SIGNATURE FLEXFIT® HAT

Signature FLEXFIT® 6-Panel Baseball Hat. Our new signature baseball hat will not only keep the sun out of your eyes on the water, but will grab attention whenever you go. Ideal for outdoor work, sunny days or perfect gift for anyone. This structured cap features a Permacurv® visor that allows it to be straightened or curved as required without becoming creased or mis-shaped.

Features:

- 63% polyester, 34% cotton, 3% spandex twill
- Permacurv® visor with silver under visor
- Fitted, mid-profile style
- Sewn eyelets

**Available in 3 sizes**

# QUICKSILVER INFLATABLE BOAT PARTS LISTINGS

8M0156295	678633104794	8M0156295 Keel 200 Tendency Air Floor
8M0148929	678633108006	8M0148929 Keel 240 Tendency Air Floor
8M0148930	678633108013	8M0148930 Keel 250 Airdeck
8M0148931	678633108020	8M0148931 Keel 300 Airdeck
8M0148932	678633108037	8M0148932 Keel 320 Airdeck
8M0157926	678633112140	8M0157926 Keel 250 SPORT
8M0157927	678633112157	8M0157927 Keel 300 SPORT
8M0157928	678633112164	8M0157928 Keel 320 SPORT
8M0156296	678633104800	8M0156296 Keel 365 SPORT Heavy-Duty
8M0156297	678633104817	8M0156297 Keel 420 SPORT Heavy-Duty
8M0156298	678633104824	8M0156298 Keel 470 SPORT Heavy-Duty
8M0156299	678633104831	8M0156299 Thrust board for 200 Tendency Air Floor
8M0156300	678633104848	8M0156300 Thrust board for 240 Tendency Air Floor
8M0148953	678633108044	8M0148953 Thrust board for 250 Airdeck
8M0148954	678633108051	8M0148954 Thrust board for 300 Airdeck
8M0148955	678633108068	8M0148955 Thrust board for 320 Airdeck
8M0148947	678633108075	8M0148947 Wooden slate for Tendency 200 & 240 SL (one piece)
8M0156301	678633104855	8M0156301 200 Airdeck floor (8mm) Tendency series
8M0148908	678633108082	8M0148908 240 Airdeck floor (8mm) Tendency series
8M0148909	678633108099	8M0148909 250 Airdeck floor (8mm) Airdeck series
8M0148910	678633108105	8M0148910 300 Airdeck floor (8mm) Airdeck series
8M0148911	678633108112	8M0148911 320 Airdeck floor (8mm) Airdeck series
8M0148916	678633108129	8M0148916 Alu Floor (complete kit) 250 SPORT
8M0148917	678633108136	8M0148917 Alu Floor (complete kit) 300 SPORT
8M0148918	678633108143	8M0148918 Alu Floor (complete kit) 320 SPORT
8M0156302	678633104862	8M0156302 Alu Floor (complete kit) 365 SPORT Heavy-Duty
8M0156303	678633104879	8M0156303 Alu Floor (complete kit) 420 SPORT Heavy-Duty
8M0156304	678633104886	8M0156304 Alu Floor (complete kit) 470 SPORT Heavy-Duty
8M0156305	678633104893	8M0156305 Floor aluminum connector (250 SPORT)
8M0156306	678633104909	8M0156306 Floor aluminum connector (300 SPORT)
8M0156307	678633104916	8M0156307 Floor aluminum connector (320 SPORT)
8M0156308	678633104923	8M0156308 Floor aluminum connector (365 Heavy-Duty)
8M0156309	678633104930	8M0156309 Floor aluminum connector (420 Heavy-Duty)
8M0156310	678633104947	8M0156310 Floor aluminum connector (470 Heavy-Duty)
8M0156311	678633104954	8M0156311 Aluminum stringer (set) 250 SPORT
8M0156312	678633104961	8M0156312 Aluminum stringer (set) 300 SPORT
8M0156313	678633104978	8M0156313 Aluminum stringer (set) 320 SPORT
8M0156314	678633104985	8M0156314 Aluminum stringer (set) 365 SPORT Heavy-Duty
8M0156315	678633104992	8M0156315 Aluminum stringer (set) 420 SPORT Heavy-Duty
8M0156316	678633105005	8M0156316 Aluminum stringer (set) 470 SPORT Heavy-Duty
8M0148948	678633108150	8M0148948 Wooden seat Tendency 80 x 20 cm (Light-grey)
8M0148949	678633108167	8M0148949 Wooden seat 250 Airdeck 85 x 20 cm (Light-grey)
8M0148950	678633108174	8M0148950 Wooden seat 300/320 Airdeck & Alu-Rib white 90 x 20 cm (Light-grey)
8M0156317	678633105012	8M0156317 Wooden seat 80 x 20 cm (Medium-grey)
8M0156318	678633105029	8M0156318 Wooden seat 250 SPORT 85 x 20 cm (Dark-grey)
8M0156319	678633105036	8M0156319 Wooden seat 300/320 SPORT & Alu-Rib Grey 90 x 20 cm (Dark-grey)
8M0158188	678633112553	8M0158188 Wooden seat 365 SPORT HD medium-grey 105 x 20 cm (dark-grey)
8M0158189	678633112560	8M0158189 Wooden seat 365 SPORT HD red 105 x 20 cm (black)
8M0159225	678633113857	8M0159225 Wooden seat 365 SPORT HD medium-grey 105 x 20 (old plug-in model)
8M0159226	678633113864	8M0159226 Wooden seat 365 SPORT HD red 105 x 20 (old plug-in model)
8M0159227	678633113871	8M0159227 Bench belt for plug-in seat (set of 2)
8M0156320	678633105043	8M0156320 Plastic seat hook grey / Airdeck connector
8M0159163	678633113697	8M0159163 Plastic floor holder black for SPORT models
8M0156321	678633105050	8M0156321 Fuel tank strap (Grey) for Tendency AD & Airdeck models
8M0156322	678633105067	8M0156322 Fuel tank strap (Black) for SPORT / Heavy-Duty models
8M0148935	678633108181	8M0148935 Plastic engine plate inside transom grey (Tendency and Airdeck)
8M0156981	678633105685	8M0156981 Plastic engine plate inside transom black (SPORT & Heavy-Duty)
8M0148936	678633108198	8M0148936 Aluminum engine plate inside transom (AluRib)
8M0148937	678633108204	8M0148937 Trapezoidal engine plate for transom grey (Small external model) (Tendency and Airdeck)
8M0156982	678633105692	8M0156982 Trapezoidal engine plate for transom black (Small external model) (Sport)
8M0148938	678633108211	8M0148938 Trapezoidal engine plate for transom black (Large external model) (Sport Heavy-Duty)
8M0156325	678633105074	8M0156325 Molded external transom plate (AluRib Series)
8M0156323	678633105081	8M0156323 Plastic hinge grey (AluRib)

8M0157322	678633106576	8M0157322 Plastic hinge white (AluRib)
8M0156324	678633105098	8M0156324 Rubber locker (AluRib Series)
8M0148919	678633108228	8M0148919 Boat bag 200-240
8M0156326	678633105104	8M0156326 Boat bag 250-320
8M0156327	678633105111	8M0156327 Boat bag 365
8M0156328	678633105128	8M0156328 Boat bag 420-470
8M0148934	678633108242	8M0148934 Set of oars (all models) 1,42 m - Light Grey (Tendy / Airdeck models)
8M0156983	678633105708	8M0156983 Aluminum oars black 1.42 m (Sport 250-320)
8M0156984	678633105715	8M0156984 Aluminum paddles black 1.20 m T-shape (Sport Heavy-Duty 365)
8M0156985	678633105722	8M0156985 Aluminum paddles black 1.32 m T-shape (Sport Heavy-Duty 420-470)
8M0156986	678633105739	8M0156986 Aluminum oars grey 1.42 m (AluRib white 270-350)
8M0156987	678633105746	8M0156987 Aluminum oars black 1.42 m (AluRib grey 270-350)
8M0156988	678633105753	8M0156988 Aluminum paddles grey 1.62 m (AluRib white 380-420)
8M0156989	678633105760	8M0156989 Aluminum paddles black 1.62 m (AluRib grey 380-420)
8M0148926	678633108235	8M0148926 Hand pump all models
8M0156992	678633105791	8M0156992 Repair kit for Tendy (White PVC)
8M0156990	678633105777	8M0156990 Repair kit Airdeck (White and Dark-Blue PVC)
8M0156331	678633105159	8M0156331 Repair kit SPORT (Medium-Grey PVC 0.9mm)
8M0156991	678633105784	8M0156991 Repair kit SPORT Heavy-Duty (Medium-Grey PVC 1.2mm)
8M0156332	678633105166	8M0156332 Repair kit SPORT Heavy-Duty (Red PVC 1.2mm)
8M0148942	678633108259	8M0148942 Repair kit AluRib (White PVC)
8M0148941	678633108266	8M0148941 Repair kit AluRib (Dark-Grey PVC)
8M0148915	678633108273	8M0148915 Airvalve Light-Grey for Tendy, Airdeck, AluRib White
8M0148914	678633108280	8M0148914 Airvalve Black for SPORT, Heavy-Duty and AluRib Dark-Grey
8M0148913	678633108297	8M0148913 White airvalve-ring for Tendy, Airdeck and AluRib White (set 1-5)
8M0148912	678633108303	8M0148912 Grey airvalve-ring for SPORT, Heavy-Duty Medium-Grey and AluRib Dark-Grey (set 1-5)
8M0156333	678633105173	8M0156333 Red airvalve-ring for SPORT Heavy-Duty Red (set 1-5)
8M0156995	678633105821	8M0156995 Towing D-Ring for Tendy (White PVC)
8M0148924	678633108327	8M0148924 Towing D-Ring for Airdeck and AluRib (White PVC)
8M0156993	678633105807	8M0156993 Towing D-Ring for AluRib (Dark-Grey PVC)
8M0148923	678633108310	8M0148923 Towing D-Ring for SPORT and Heavy-Duty (Medium-Grey PVC)
8M0156994	678633105814	8M0156994 Towing D-Ring for Heavy-Duty (Red PVC)
8M0156998	678633105852	8M0156998 Stainless steel Bow handle for Tendy (White PVC)
8M0148952	678633108341	8M0148952 Stainless steel Bow handle for Airdeck (White PVC)
8M0148951	678633108334	8M0148951 Stainless steel Bow handle for SPORT and Heavy-Duty (Medium-Grey PVC)
8M0156996	678633105838	8M0156996 Stainless steel Bow handle for AluRib (Dark-Grey PVC)
8M0156997	678633105845	8M0156997 Stainless steel Bow handle for SPORT Heavy-Duty (Red PVC)
8M0148925	678633108358	8M0148925 Sliding drain valve for Tendy and Airdeck 250 (Light-grey) #18
8M0156999	678633105869	8M0156999 Sliding drain valve for SPORT 250 (Black) #18
8M0157000	678633105876	8M0157000 Sliding drain valve for Airdeck 300-320 (Light-grey) #24
8M0157001	678633105883	8M0157001 Sliding drain valve for SPORT 300-320 (Black) #24
8M0157002	678633105890	8M0157002 Sliding drain valve for SPORT Heavy-Duty 365-470 (Black) #36
8M0156335	678633108365	8M0156335 Drain-plug with housing for AluRib white
8M0157003	678633105906	8M0157003 Drain-plug with housing for AluRib grey
8M0148927	678633108372	8M0148927 Grey Molded handle for Airdeck and AluRib White
8M0148928	678633108389	8M0148928 Black Molded handle for SPORT, Heavy-Duty and AluRib Dark-Grey
8M0156336	678633105197	8M0156336 Flexible strap-handle for Airdeck 250-300 (left)
8M0159228	678633113888	8M0159228 Flexible strap-handle for Airdeck 250-300 (right)
8M0157004	678633105913	8M0157004 Flexible strap-handle for Airdeck 320 (left)
8M0159229	678633113895	8M0159229 Flexible strap-handle for Airdeck 320 (right)
8M0157005	678633105920	8M0157005 Flexible strap-handle for AluRib 270-290 White (left)
8M0159230	678633113901	8M0159230 Flexible strap-handle for AluRib 270-290 White (right)
8M0157929	678633112171	8M0157929 Flexible strap-handle for AluRib 270-290 Grey (left)
8M0159231	678633113918	8M0159231 Flexible strap-handle for AluRib 270-290 Grey (right)
8M0157006	678633105937	8M0157006 Flexible strap-handle for AluRib 320-420 White (left)
8M0159232	678633113925	8M0159232 Flexible strap-handle for AluRib 320-420 White (right)
8M0157930	678633112188	8M0157930 Flexible strap-handle for AluRib 320-420 Grey (left)
8M0159233	678633113932	8M0159233 Flexible strap-handle for AluRib 320-420 Grey (right)
8M0157007	678633105944	8M0157007 Flexible strap-handle for SPORT 250-320
8M0148933	678633108396	8M0148933 Grey oar locker for Tendy / Airdeck and AluRib White
8M0156337	678633105203	8M0156337 Black oar locker for Sport & AluRib Dark-Grey
8M0148939	678633108402	8M0148939 Red Oar holder for SPORT Heavy-Duty Red (PVC+Velcro)
8M0159234	678633113949	8M0159234 Medium-grey Oar holder for SPORT Heavy-Duty (PVC+Velcro)
8M0156338	678633105210	8M0156338 Dark-Grey Oar holder for AluRib models 380/420 (PVC+Velcro)
8M0159235	678633113956	8M0159235 White Oar holder for AluRib models 380/420 (PVC+Velcro)
8M0157323	678633106569	8M0157323 Medium-Grey Oar holder for SPORT models (PVC+Velcro)
8M0148940	678633108419	8M0148940 White Oar holder for Tendy and Airdeck (PVC+Velcro)
8M0159236	678633113963	8M0159236 Dark-grey Oar holder for AluRib models 270/350 (PVC+Velcro)
8M0159237	678633113970	8M0159237 White Oar holder for AluRib models 270/350 (PVC+Velcro)
8M0159164	678633113703	8M0159164 Black Lifeline for Tendy incl. pads
8M0148943	678633108426	8M0148943 Black Lifeline for Sport incl. pads
8M0159165	678633113710	8M0159165 Black Lifeline for AluRib Dark-Grey incl. pads

8M0148944	678633108433	8M0148944 Dark-Blue Lifeline for Airdeck and AluRib White incl. pads
8M0148945	678633108440	8M0148945 QUICKSILVER Side logo - Tandy (1 piece)
8M0159166	678633113727	8M0159166 QUICKSILVER Side logo - Airdeck and AluRib White (1 piece)
8M0148946	678633108457	8M0148946 QUICKSILVER Side logo - Sport, Heavy-Duty Medium-Grey (1 piece)
8M0159167	678633113734	8M0159167 QUICKSILVER Side logo - AluRib Dark-Grey (1 piece)
8M0159168	678633113741	8M0159168 QUICKSILVER Side logo - Sport Heavy-Duty Red (1 piece)
8M0148921	678633108464	8M0148921 Front logo "flying M" for Tandy
8M0159169	678633113758	8M0159169 Front logo "flying M" for Airdeck and AluRib White
8M0148922	678633108471	8M0148922 Front logo "flying M" for Sport, Heavy-Duty Medium-Grey
8M0159170	678633113765	8M0159170 Front logo "flying M" for AluRib Dark-Grey
8M0159171	678633113772	8M0159171 Front logo "flying M" for Sport Heavy-Duty Red
8M0157008	678633105951	8M0157008 White PVC Fabric 1x1m - 0,7 mm (Tandy)
8M0159172	678633113789	8M0159172 Light-Grey PVC Fabric 1x1m - 0,7 mm (Tandy)
8M0156340	678633105234	8M0156340 White PVC Fabric 1x1m - 0,9 mm (Airdeck & AluRib White)
8M0159173	678633113796	8M0159173 Dark-Blue PVC Fabric 1x1m - 0,9 mm (Airdeck)
8M0148957	678633108495	8M0148957 Medium-Grey PVC Fabric 1x1m - 0,9 mm (Sport)
8M0156339	678633105227	8M0156339 Black PVC Fabric 1x1m - 0,9 mm (Sport)
8M0148956	678633108488	8M0148956 Dark-Grey PVC Fabric 1x1m - 0,9 mm (AluRib)
8M0156341	678633105241	8M0156341 Red PVC Fabric 1x1m - 1,2 mm (SPORT Heavy-Duty)
8M0157009	678633105968	8M0157009 Medium-Grey PVC Fabric 1x1m - 1,2 mm (SPORT Heavy-Duty)
8M0159175	678633113802	8M0159175 Black PVC Fabric 1x1m - 1,2 mm (SPORT HD)
8M0156342	678633105258	8M0156342 Black Coaming (PVC) for SPORT Heavy-Duty models (10m) incl. rope
8M0156343	678633105265	8M0156343 Black Anti-skid pad for SPORT Heavy-Duty models 365 (complete set)
8M0157010	678633105975	8M0157010 Black Anti-skid pad for SPORT Heavy-Duty models 420 (complete set)
8M0157011	678633105982	8M0157011 Black Anti-skid pad for SPORT Heavy-Duty models 470 (complete set)
8M0156344	678633105272	8M0156344 Black Rubbing-strake for Tandy models (10m)
8M0156345	678633105289	8M0156345 Blue / White Rubbing-strake for Airdeck and AluRib White models (10m)
8M0157324	678633106552	8M0157324 Black / White Rubbing-strake for AluRib Dark-Grey (10m)
8M0156346	678633105296	8M0156346 Red / Black Rubbing-strake for Red Heavy-Duty models (10m)
8M0156347	678633105302	8M0156347 Black / Grey Rubbing-strake for Sport models (10m)
8M0156348	678633105319	8M0156348 Grey transom cap (PVC) #18 100cm
8M0157012	678633105999	8M0157012 Grey transom cap (PVC) #24 100cm
8M0157013	678633106002	8M0157013 Grey transom cap (PVC) #36 100cm
8M0156349	678633105326	8M0156349 Black transom cap (PVC) #18 100cm
8M0157014	678633106019	8M0157014 Black transom cap (PVC) #24 100cm
8M0157015	678633106026	8M0157015 Black transom cap (PVC) #36 100cm
8M0156350	678633105333	8M0156350 Dark-Grey anti-skid material for Alu-Rib 270 Dark-Grey (complete set)
8M0157931	678633112195	8M0157931 Dark-Grey anti-skid material for Alu-Rib 290 Dark-Grey (complete set)
8M0157932	678633112201	8M0157932 Dark-Grey anti-skid material for Alu-Rib 320 Dark-Grey (complete set)
8M0157933	678633112218	8M0157933 Dark-Grey anti-skid material for Alu-Rib 350 Dark-Grey (complete set)
8M0157934	678633112225	8M0157934 Dark-Grey anti-skid material for Alu-Rib 380 Dark-Grey (complete set)
8M0157936	678633112232	8M0157936 Dark-Grey anti-skid material for Alu-Rib 420 Dark-Grey (complete set)
8M0156351	678633105340	8M0156351 Light-Grey anti-skid material for AluRib 270 White (complete set)
8M0157937	678633112249	8M0157937 Light-Grey anti-skid material for AluRib 290 White (complete set)
8M0157938	678633112256	8M0157938 Light-Grey anti-skid material for AluRib 320 White (complete set)
8M0157939	678633112263	8M0157939 Light-Grey anti-skid material for AluRib 350 White (complete set)
8M0157940	678633112270	8M0157940 Light-Grey anti-skid material for AluRib 380 White (complete set)
8M0157941	678633112287	8M0157941 Light-Grey anti-skid material for AluRib 420 White (complete set)
8M0156352	678633105357	8M0156352 Keel protection (Grey) 10m
8M0156353	678633105364	8M0156353 Keel protection (Black) 10m
8M0158190	678633112546	8M0158190 Flexible rail for seat 365 SPORT HD grey (set of 2)
8M0158192	678633112539	8M0158192 Flexible rail for seat 365 SPORT HD red (set of 2)



# ALL ZODIAC-NAUTIC PARTS LISTINGS

N09102	PRO 550 CONSOLE SEAT CUSHION
N09103	CONS RAIL PRO 12
N09104	CONS WINDSCREEN PRO 12
N09105	CONS MT BRKT PRO12 20" 16"C
N09121	CONS BACKREST CUSHION PRO 9
N09121DG	CONS BACKREST GREY FABRIC
N09122	CONS SEAT CUSHION PRO 9
N09122DG	CONS SEAT GREY FABRIC
N09123	CONS RAIL PRO 9
N09124	CONS WINDSCREEN PRO 9
N09125	CONS MT BRKT PRO9 17", 16"C
N09160	JOCKEY SEAT CUSHION JCT £1
N09160G	JOCKEY SEAT CUSHION JCT£1 GREY
N09167	JOCKEY MT BRACKET JCT £1
N09183	JOCKEY SEAT RAIL JCT £3
N09200	JOCKEY SEAT CUSHION JCT £4
N09202	JOCKEY SEAT RAIL JCT £4
N09204	JOCKEY MT BRACKET JCT £4
N09500	RIGGING FLANGE W/ FUEL PORT
N09501	RIGGING FLANGE HOSE UNION
N09502	TIEDOWNS FUEL TANK 12 GAL PRO
N16506	ZODIAC PUSH/PUSH VALVE TOOL
N59352	GASKET F/FUEL CAP W/VLV INSPK5
N59356	D RING F/ARZ FB 6/18 PK4
N59362	RING FUEL FILL PROTECTION PK5
N6J0047	WEBER BT-3001 KILL SWITCH
N6J0049	NEUTRAL SAFETY SWITCH,TELEFLEX
NS0112	BATTERY SWITCH MOUNT - LARGE
NS0133	BATTERY SWITCH,HOUSE
NS0161	BRACKET AL STERN LT MOUNT BAY
NS0161W	BRACKET STERN LT MOUNT BAY WHT
NS0162	PRO 850 PINCH PLATES
NS0164	PRO 420 LIGHT BAR / ARCH
NS0168	HATCH 11 X 19 PO WHT HIGH TIDE
NS0169	HATCH 13 X 17 PO WHT HIGH TIDE
NS0169B	HATCH 13 X 17 PO BLK HIGH TIDE
NS0186	CONNECTOR PL259-G SOLDER ON
NS0193	FUSE BLK ATC 6 CIRCUIT BLU SEA
NS0202	EYE NUT SS 1/2"
NS0204	INCLINED DECK SOCKET W/ FLAP
NS0244	COOLER 25 QT IGLOO 420 BAY
NS0245	COOLER IGLOO 48 QT 550 BAY
NS0259	CONS BASE POLY BAYRUNNER
NS0260	BASE, NAV LIGHT, THREADED
NS0268	BRACKET AFT SEAT B/R OPEN 650
NS0344	STRAP EYE S/S FOR 1" WEBBING
NS0345	LATCH DRAW S/S NO LOCK RP650
NS0347	STRAP EYE S/S 3/8"X 1-1/16"
NS0351	AUXILIARY INPUT MPS/MPS.USB
NS0356	ARCH LIGHTBAR P550 ANODIZED
NS0356W	ARCH LIGHTBAR P550 WHITE
NS0374	SPEAKER 3" BLACK
NS0397	FIBERGLASS M5608-10X50 535133
NS0401	CUSHION HELM B/REST YL340/380
NS0439A	ARCH L/BAR,PRO500 D/BOW ANODIZ
NS0443	SPACER 703 SIDE MOUNT REMOTE
NS0444	BOW EYE,3/8X2-3/4 GLO, S/S
NS0445	BOW EYE,3/8X3-7/16 GLO, S/S
NS0458	PANEL SWITCH PRO 420/500
NS0460	DRAIN GARBARD, S/S
NS0462	TOW EYE, BOW, YL420DL S/S
NS0463	HINGE SEAT YL470DL FWD CONSOLE
NS0466	RIGGIN BOX, PRO 420/500
NS0485	CABLE BOOT RING
NS1005	LED STEP LAMP W/STAINLESS RIM
NS1013	BLACK THRU-HULL TH-650

NS1015	GAS SPRING (420)
NS1018	WHITE VENT 3" 337315
NS1019	HINGE 1/1/2 X2.91
NS1021	SAMPSON POST
NS1029	TURBO SWING XL
NS1031	SEAT 290 GREY 29.5"X 31.5"
NS1032	SEAT ASSEMBLY SE03502
NS1033	SEAT W/REINFORCING BARS CAD260
NS1034	SEAT W/REINFORCED BARS CAD 260
NS1035	SEAT 310/340 GREY (39.5)
NS1036	SEAT ASSEM SE03203 CAD 310/340
NS1037	SEAT ASSM SE03303 CAD 250/300
NS1038	SEAT (85CML Z 20CMW) GR
NS1039	PLUG ASSEMBLY WH/W RED & BLK
NS1040	DRAIN PLUG ASSY
NS1041	CAP CENTER S/S STEER WHEEL
NS1045	STEERING WHEEL B/R ALL BLACK
NS1050	BOW EYE,3/8X2 GLO, S/S
NS1055	STAINLESS DRINK HOLDER
NS1065	ANCHOR PALTE 850
NS1067	CUSHION Y34/380 BACKREST GREY
NS1070	MANUEL PROP PRO OPEN 550/650
NS1073	LIGHT NAV, BI-COLOR 13 DEG BND
NS1074G	TRANSOM PC GREY W/CUSHION 750
NS1077	CAP COVER SS W30MMX41CM CAD260
NS1078	CAP COVER SS 30MMX44CM 290/340
NS1079	CAP COVER SS W30MM X50CM C310
NS1082	CLEAT BOW COVER/GR CAD 260/290
NS1084	HANDLE LIFTING GR
NS1085	BOW HANDLE/WH PVC 25CM X13CM
NS1088	BOW HANDLE/WH PVC 25CM X 13CM
NS1089	HANDLE LIFTING GREY PVC
NS1090	LARGE D RING DR01601
NS1091	LARDE D-RING SS L/GREY PVC
NS1092	LARDE D-RING DR01603
NS1093	D RING/LG/WH 50MM
NS1094	LOGO BOW"NEW"GR/GR
NS1095	LOGO BOW "NEW" GR/WH
NS1096	LOGO SIDE "NEW" LG/GR/GR
NS1097	LOGO SIDE NEW GR/WH
NS1098	DR01702 MEDIUM D-RING
NS1099	DR03502 MEDIUM D-RING
NS1100	DR01705 MEDIUM D-RING
NS1101	D RING/MED WH 35MM
NS1102	OAR (ONE PIECE) COMPACT 250
NS1103	OAR (ONE PIECE) COMPACT 300
NS1104	OAR RETAINER 80MM X 132MM
NS1105	OAR LOCK ASSY(90MMX200MMX440)
NS1106	PAD TRAN/GR 30.8CMX10.4CMX5.5
NS1108	GREY TRANSOM PLATE
NS1110	RK01401 REPAIR KIT CAN
NS1112	RK03701 REPAIR KIT CAN
NS1114	RUBSTRAKE W/WH LINE 8MLX10CMW
NS1115	SE3402 SEAT ASSEMBLY CAD 290
NS1117	SW01402 WEBBING: SEAT
NS1119	WEBBING/GR/PVC WH FAB 31CMX12
NS1120	SW00601 WEBBING: SEAT
NS1121	SW00604 WEBBING: SEAT
NS1124	FABRIC HAKU PVC D-GRAY 60"X1M
NS1126	FABRIC HAKU PVC WHITE 60"X1M
NS1128	FABRIC HYPALON GREY 60" X 1M
NS1130	FABRIC HYPALON D-GRAY 60" X1M
NS1132	FABRIC(60"X1M)HAKU PVC L/LGRY
NS1137	FABRIC HYPALON WHITE (60X1M)
NS1138	HOSE FITTING 3/8 TO 3/8 NPT
NS1161B	HATCH 11 X 15 BLK HIGH TIDE

NS1174	80 AMP CIRCUIT BREAKER
NS1180	STERN EYE SS 1/2 X 4" TREAD
NS1181	CAP COVER TRAN COVER (SS)TC014
NS1182	CARRING BAG FOR COMP RIB KB021
NS1183	CARRY BAG FOR COMP RIB KB02101
NS1184	LOGO BOW LG080
NS1185	LOGO SIDE LG081
NS1186	LOGO SIDE LG082
NS1187	REPAIR KIT CAN RK037
NS1188	RUBSTRAKE (PVC) RS036
NS1192	LARGE ACCESS HATCH W/LOCK
NS1202	3/4 L CANISTER (PERKO)
NS1203	FUEL FILL - PERKO EPA COMP
NS1226	JOCKEY WINDSCREEN JCT £3
NS1229	FUEL PIPE JOINT COMP.2
NS1231	HUB ASSY,6Y8 81920 01 00
NS1233	STERN LIGHT BRACKET 340
NS1233-2	STERN LIGHT BRKT 310 90 DEGREE
NS1235G	RECPRO 750 BOW POST GRW W/RAIL
NS1236	USA STYLE TEAK DECK MED 500
NS1240	FUEL WATER SEPARATING FILTER
NS1241	BREAKER,SURFACE MOUNT 30 AMP
NS1242	ATC FUSE HOLDER- 40 AMP
NS1246	HOSE BARB, 1/2NPT - 3/8" HOSE
NS1264	FUEL TANK PRO OPEN 650
NS1273	TEE CONNECTION,EXTNL VENT(EPA)
NS1274	NYL HOSE BARB- NEX 50052450T
NS1276	72" FOLD/HALF LIGHT 1451SPL003
NS1287	LOGO LOGO FISH N'HUNT
NS1295	BENCH TYPHOON 310 L=1000
NS1296	BENCH TYPHOON 360 L=1100
NS1309	SAC BAG FISH N'HUNT TY310
NS1310	SAC BAG FISH N'HUNT TY360
NS1336	SS WATER DECK FILL 0557DPWCHR
NS1345	PRO OPEN 650 T-TOP ALUM FRAME
NS1354-B	RIB LADDER MOUNT BLK RLM-B
NS1356	COMPRESSION LATCH-NON LOCKING
NS1362	ASSEMBLY FUSEBLOCK 39682A
NS1364	SPEAKER JEN 5.25 WHITE MS5006W
NS1364B	SPEAKER JEN 5.25 BLACK MS5006B
NS1365	BUNAO-N RING GASKET
NS1374	TS071 TRANSOM
NS1375	LATCH COMPRESSION 5024-1122
NS1377	OAR STOPPER SK-ZDR12018
NS1382	TELESC PADDLE ORANGE
NS1388	TRIM&OIL HARNESS 6Y5836533000
NS1389	GAUGE HARNESS 6Y583553N000
NS1392	CMD LK 3 GA KIT TWN RD F60/75
NS1402	SPEEDOMETER TUBE 6Y5-835571000
NS1405	TRANS BOARD HDPE 2" BLK YL420
NS1407	CHROME REC.THREADED SCUPPER
NS1410	CHROME SIDE LIGHTS 0254M0012V
NS1411	JOCKEY 3 SEAT CUSHION BRACKET
NS1416	NAV LIGHT -12"STRAIGHT POLE
NS1418	3-WAY BATTERY SELECTOR SWITCH
NS1422	SS FOLDING CLEAT 6"STUD MOUNT
NS1431	LOCKING HASP FOR HATCH 5300
NS1437	BLK 4"TWIST OUT DECK PLATE
NS1440	F TANK PRO850 150GAL 300871-4
NS1443	RECESSED SWITCH PANEL 10-POS
NS1445	ZOOM LOGO SK-ZDK09009
NS1455	HINGE BRACKET BR650 AFT SEAT
NS1471	850 BOW POST W/RAIL PC/WHITE
NS1473	WHT 4"TWIST OUT DECK PLATE
NS1477	BATTERY ISOLATOR LEAD W/50A
NS1504	EXTRA LONG ENG BOLT L:150MM
NS1505	MEDIUM ENGINE BOLT L:130MM
NS1506	WASTE DECK PLATE FOR HOSE
NS1509	SHOWER 15.250.07 OSCULATI
NS1513	HALOGEN DECK FLOODLIGHT KIT
NS1521	PRO OPEN550/650 STRIPPED DECAL
NS1523	ALM SEAT 800MM2015>CAD 200/230

NS1524	ALM SEAT 900MM2015 CAD.270/310
NS1525	ALM SEAT 1050MM 215 CAD 350
NS1526	SS 13" FOLDING SUPPORT LEG
NS1528	LEANING POST BACKREST 550 OPEN
NS1536	THREE BEZEL LED FLOOD LIGHT
NS1537	TRAILER TALS2660-AXLE BRAKES
NS1545	SHAKESPEARE 8' ANTENNA 5206-C
NS1546	FUSION 4" SPEAKER MS-FR4021
NS1557	7X14 HATCH WHITE HDSS-0714-2
NS1561	SNAP IN PLUNGER 0107426
NS1562	COVER BAYRUNNER 420 604540G
NS1563	COVER YL340DL 614020G
NS1568B	PRO OPEN 650 REAR SEAT B.REST
NS1569B	PRO OPEN 650 PORT AFT SEAT
NS1570B	PRO OPEN 650 STBD AFT SEAT
NS1571B	PRO OPEN 650 CENTER AFT SEAT
NS1573B	PRO OPEN 650 LEANING POST BACK
NS1580	CMD LK TWIN 1 GAUGE
NS1584	DASH COVER FAUX CARBON FIBER
NS1589	COVER YL380DL 604560G
NS1597G	TRANSOM BREST BRK GREY W/FBAR 750
NS1598	YL420 FUEL TANK MOUNT BRACKET
NS1600	FABRIC ACHILLES T10 404M CAMEL
NS1601	FABRIC ACHILLES HYP NAVY BLUE
NS1623	YLDL>15 R/STRAKE CAP STBD D-GY
NS1624	YLDL>15 R/STRAKE CAP PORT D-GY
NS1633	JAHD240BT AMPLIFIER HD BT AM
NS1638	CEACAP BULKHEAD PASS BLACK
NS1649	COVER CADET 310 RIB 60467G > 12
NS1650	COVER CADET 350 604770G > 15
NS1654	CADET COMP 300 COVER 604620G
NS1663	COVER YL420DL 680820G
NS1664	COVER YL470DL 604550G
NS1666	COVER BAYRUNNER 340 617580G
NS1667	COVER BAYRUNNER 500 617430G
NS1680	15A CHARGER INLET 191991
NS1690	ELEC PWR STEERING FLD HA5482
NS1697	LOGO DOME SEASPORT
NS1702	RP TTOP BOX/LTS NO ROD ANODIZED
NS1702G	RP TTOP BOX/LTS NO ROD GREY
NS1702W	RP TTOP BOX/LTS NO ROD WHITE
NS1710PS	STARBOARD/PORT BOW ROLLER TEAK
NS1711	12V DUAL USB & SOCKET 12VCOMBO
NS1723	AVON SEASPORT 340/380 MANUAL
NS1724	AVON SEASPORT 420 MANUAL
NS1725	AVON SEASPORT 470 MANUAL
NS1740	JE0125 GAL/P650 19-21' TRAILER
NS1749	010-01184-02 GARMIN GPSMAP
NS1755	PRO 420 TRANSOM 3/4" BW26E
NS1761	CADET 350 ALU FLOOR BAG
NS1765	ANGLE 48"x3"x3"x1/4" WHITE
NS1773	PRO 420 LID LATCH
NS1774	BIMINI 99984 MEDLINE 740
NS1775	EPA FILL.STRAIGHT FLP BLK VOPR
NS1778	THRU HULL 50-18161 WHITE
NS1784	3" CLEAR PVC SWING CHECK VALVE
NS1785	3" PVC MALE BARBED INSERT ADAPT
NS1789	LARGE ACCESS HATCH GREY
NS1790	ROUND ANGLED FILL 0780G00CHR
NS1791	ROUND ANGLED FILL 0780G00STS
NS1793	PERFORATED BASE STUD 97590A591
NS1794	FOAM BLOCK MED 1.38 X 3.43 X 4
NS1795	FOAM BLOCK LRG 2.5 X 45/8 X 13
NS1798	BRACKET/GAS SPRING 80/90 SS
NS1799	888416T08 DTS POWER HARN 10'
NS1802	892517 3/4" BULKHEAD FITTING
NS1813	PVC CUSHION TRACK-WHITE
NS1814	POLYWASHER 24622
NS1816	HINGE 1654 3"X 3"
NS1818	BATTERY MOUNTING PLATE WHITE
NS1824	BACKREST FRM STBD 360/400
NS1825	BACKREST FRM PORT 360/400

NS1831	ATTWOOD 6319-1 LED LIGHT
NS1845	BACKREST FRM STBD 490
NS1846	BACKREST FRM PORT 490
NS1849	16'SFT & THR CABLE 8M0082539
NS1854	892438K08 MER HYD HOSES 8'HELM
NS1864	STRAINER 417081
NS1867	IN-LINE STRAINER 124297
NS1871	SPACER 1229-SS 1/2 X 1.00X.252
NS1879	INPIPE INLET CHK VALVE 0635000
NS1891	VENTED LOOP-MARE 3/4"161810
NS1892	NAV LIGHT POLE 420 DOUBLE BEND
NS3232	ATTWOOD FOLDING ALL AROUND LIGHT (SS/YL)
NS3340	ML 850 TTOP 4 ROD RADAR MOUNT
NZ69344C	BOW BAT T2 (TYPHOON)
V00001	REPAIR KIT FOR A7/B7 VALVE
V00005	INFLATABLE DECK ROVER 310/311
V00058	VACUUM BAG PVC SIZE B
V00109	CANISTER STRAPPING S/STEEL(2)
V00138	VACUUM BAG PVC SIZE A
V00339	KEEL ROVER/ROLLAWAY 310 PVC
V00396	OAR RETAINER ASSBLY GREY (2)
V00504	VALVE C7 GREY (2)
V00783	MEMBRANE DISC BURST 205 (1)
V02539	LATCH S/S 17618E
VC230236	STRUT ROCA SUPPORT
VC870091	HINGE 316 S/S
Z10202	FLOOR MK1 HD FLOORBOARDS
Z10207	FLOORMK2C HD FLOORBOARDS
Z10219	FLOOR MK3 HD FLOORBOARDS
Z1088	BIMINI UNIVERSAL 3.5 M - 5.3 M
Z1113	GREY TENDER SEAT 240/310
Z1114	BANC ANN.340/380 GRIS 97
Z1163	WINDSCREEN MED1/YL480
Z1167	ROLL BAR PRO SS
Z1182	POLOCHON 500X310 GRI-CL CN
Z1184	SEAT SUPP/GREY FABR.97(2)
Z1201	RUNNERS KIT (2)
Z1226	CHARIOT+SANGLE (4)
Z1229	L.SLING/TOW.BRIDLE TENDER
Z1253	BOW HOLDALL F/TENDERS 97
Z1254	FOAM GREY F/WOOD BENCH (2)
Z1255	SEAT BENCH ON RAIL MK2C / MK2 / MK3
Z1256	FOAM RED F:WOOD BENCH 2
Z1258	LID DAYTONA DPF 924D
Z1259	STEERING WHEEL WHITE FOAM
Z1265	SEAT BENCH ON RAIL MK1
Z1287	EXTINGUISHER BOX
Z1310	MOTOR BRACKET YL 340 / 380 / 420
Z1336	H RAIL SET 400/INSERT
Z1338	H.RAIL SET L.650/INSERT (2)
Z1341	WIND SCREEN ACCESS CONSOL
Z1366	KIT 4 FIX.PLQ IMMMA.ANN.NOIR
Z1383	BATHING LADDER RIB
Z1386	MINI CONSOLE RED
Z1387	MINI CONSOLE WHITE
Z1392	STRAP F/WOODEN FLOOR YL97
Z1423	12V ELECTRIC INFLATOR
Z1436	CADENE 8 H120 ENTR 40(1JEU)
Z1439	RIB SELF BAIL 340/380DL 1
Z1449	GAS STRUT REF.083720
Z1450	GASOLINE OVER FLOW
Z1464	RETAIN RECL.OAR/CLIP2GREY
Z1470	WASHER ATTAC.INNER FLAP
Z1484	INSPECTION PLATE D130 WHI
Z1488	U-TYPE ATTACHMENT 8X100 1
Z1915	BATTERY CONNECTORS (2)
Z1944	RIB SELF BAILER PLUG
Z1946	RIB SELF BAILER DIAPHRAGM
Z1947	RIB SELF BAILER THRU-HULL
Z1950	BENCH SEAT SCREW KIT
Z1967	LIFTING POINT DIAM 8 (2)

Z1975	SPEED TUBE 1 FUTURA 1337
Z1976	SPEED TUBE 2C FUT/FU.FR97
Z1983	SPEED TUBE 2FUTURA S/FR (1)
Z1984	SPEED TUBE 3 FUT.YL/FR(1)
Z1985	FLT INF/4 FUTURA YL (1)
Z1988	FUEL GAUGE/CONSOLE
Z1993	HINGE 2AXES YL500/600 (2)
Z2014	FASTROLLER PUMP ADAPTOR
Z2019	TIE DOWN STRAP F/AIRFLOOR
Z2035	T CRPS 1670DTX RG/NEO ATHENES
Z2073	OVE.PRESS.VALVE 230 MBS 5
Z2078	INFLATABLE KEEL MKIIC
Z2080	T420 KEEL 2815
Z2093	INFLATABLE KEEL MKII
Z2099	MOTOR MOUNTING PLATE>30CV
Z2107	VALVE NICK PLAT (P10)
Z2121	LIGHT GREY.BOW HANDLE
Z2133	FALSE STR AFT MKIIIGR(P2)
Z2141	MINI LAC. CUFF KIT BLK(2)
Z2143	INFLATABLE KEEL MKIII GR
Z2154	DRAIN PLUG BLK SCREWED SET(1)
Z2156	VARNISHED PADDLE MKIVGR/V 1M40
Z2180	ECO CONS. INSERT PLUG(10)
Z2189	NUT BASE PEN MAST (P10)
Z2191	PENNANT MAST BASE PER 10
Z2194	PEN MAST BASE W SCREW(P5)
Z2195	DIAPHR VALVE INSERT(P30)
Z2198	RUB.STRAK.BLK.53X3PVC 10M
Z2204	SELF BAILER DIAPH (P20)
Z2210	SPRING I/C VALVE (P10)
Z2212	GASKET VALVE DELRIN(P20)
Z2213	GASKET VALVE CAP(P20)
Z2217	OAR (ONE PIECE) COMPACT 250
Z2218	SELF BAILER BASE (10)
Z2220	MOTOR SUP.PLATE SMALLSIZE
Z2221	SELF BAILER BUNG (P10)
Z2232	VALVE INSERT BASE (P10)
Z2233	NUT VALVE INSERT BASE (P10)
Z2234	VALVE INSERT BASE WASHER(P10)
Z2241	WASHER INOX,TRANSOM (10)
Z2250	TRANSOM BRACKET TENDER (1) BLK
Z2271	SPEED TUBE MK1/2C VIRAGE
Z2272	ROPE LOOP GREY (5)
Z2277	H2P FLOOR VALVE BODY (10)
Z2281	TURNKEYS F WHEEL 1290 (2)
Z2302	D RING 53MM ROUND ZOD.GREY(2)
Z2303	D RING 53 ROUND L.GREY(2)
Z2305	STRAP LOOP D-RING WH (5)
Z2308	STRAP LOOP D-RING BLK (5)
Z2314	D RING53 ROUND BLUE (3)
Z2320	BILGE PUMP DL 2005
Z2321	INFLATABLE KEEL ZED 31
Z2331	AD 25 NEO NOIR ROND (1 PAIRE)
Z2367	LIGHT GREY FABRIC 1100DTX
Z2383	FEU DE NAVIGATION PROJET
Z2386	BLACK CARRY HANDLE RIGHT
Z2387	BLACK CARRY HANDLE LEFT
Z2390	INFLATABLE KEEL MK2C GT
Z2393	STEERING WHEEL PJET 350
Z2410	INFLATABLE KEEL MKIII
Z2414	VENTILATIONS GRILL 84 X 84
Z2423	FUEL COCK KNOB
Z2426	GAS FILLER CAP
Z2427	REMOTE CONTROL JET
Z2432	CONSOLE LATCH (1)
Z2471	LED LIFERAFT LAMP (1)
Z2499N	FLEXIBLE G3/8-G3/8 LG 0,64M
Z2508	FIBER GASKET 15X5X1,5 (30)
Z2543	COURTESY LIGHT DE LUXE RIB
Z2564	SEALING THREAD(SPOOL250G)
Z2565	SEALS (PER 100)
Z2584	KEEL 1 FUTURA 1337

Z2585	KEEL 2C FUT./FUT.FR 97
Z2590	WOOD.PADDLE SUPP.BLK FABR
Z2601	MOULD.CONE F/SPO.BOAT/SR1
Z2622	STICKER CONT RAFT ISO 4>10PL
Z2655	CABLE FWD/REV PJET 2001
Z2656	SKI PYLON 650 OPEN/MEDL2
Z2681	STICKER RACING SUPER (5)
Z2682	KIT ETQ BD 10 ESPAGNE (5)
Z2700	INFLAT KEEL MKII GT/IIGR
Z2710	D RING25 ROUND ZOD.GREY 2
Z2718	KIT ETQ CL2 6/8 COMPACT ZOD(5)
Z2721	INFL.KEEL CADET FR 240
Z2722	KEEL TROP/AEROTEC 305-335 03
Z2724	KEEL ZOOM 340
Z2730	CAP/STR. MKI GT/IIGR(P10)
Z2731	STRAP ANTISPRAY TRIANGLE
Z2738	BRONZE D25 DRAIN PLUG
Z2742	LOOPED SHOCKED CORD (P10)150MM
Z2748	RUB STRAK EXP/FB96 11M80
Z2749	PROF ECH PVC N 53X3 90M
Z2758	ANTI SKIDDING FINS (2)
Z2760	FL INF 2 FUTURA G/D 95
Z2765	D RING 25 BL ROUND (6)
Z2770	INFLATABLE KEEL AX3/4 98
Z2789	KEEL 2 FUTURA F/R 97
Z2790	KEEL 3 FUTURA YL/FR
Z2795	CONE END MOUL.LIGHT GR.(1)
Z2796	HARD END CONE BLACK (1)
Z2807	SAFETY RAIL CONS ACCESS
Z2811	NEOP.SUPPORT SUNSHADE Z1088(2)
Z2814	BLACK PLASTIC CLIP F/OAR2
Z2815	OAR CLIP -GREY PLASTIC- (2)
Z2816	PLAST.ATTACH.OAR/BAG L.GR(4)
Z2843	HAND RAIL LOOP L400MM INOX (1)
Z2844	RING F/RECL.OAR GREY PLAST.10
Z2845	RING F/RECL.OAR BLK PLAST.(10)
Z2856	STD REPAIR KIT ZODIAC
Z2858	TRAPEZ.RUBBING STRAKE
Z2862	KIT LOC PLATE WHEEL(NM)
Z2864	GASKET METAL VALVE (P10)
Z2868	STRG GT R L970 ALU
Z2886	PLAS.STRAP RETAIN/GREY 10
Z2887	BLACK POLY ROPE D12(P25M)
Z2892	PE ROPE GREY 25M
Z2893	GREY STRAP 35MM (10M)
Z2903	FUEL TANK STRAP + LOOP (SET)
Z2908	HOSE FOR 3891/2907 PUMP
Z2909	STRAP BLOCK BLK.MOD.97(2)
Z2969	TELESCOPIC PADDLE BLK 1M20 (2)
Z2991	JOINT NEO 60X33X2,2(10)
Z2997	BOW CARRY HANDLE BLACK NM
Z2999	D RING 53 OVAL BLK STR(2)
Z3000	GASKET VALVE (PER 25)
Z3001	GASKET INSERT BASE NEOPRE
Z3031	INFLATABLE KEEL MK3 FUTUR
Z3032	STRG GT R L1225 ALU
Z3071	STRINGER W RAIL 12X1100(1)
Z3072	STRINGER W RAIL 12X1200 (1)
Z3077	GREY CARR HD LEFT 95
Z3078	GREY CARR HD RIGHT 95
Z3083	STRAP F/97 WOODEN BENCH 2
Z3143	PLAST.FLOOR RETAINER GR10
Z3162	INST LAB B CL5 (5) 95
Z3166	INST LAB Z SY COAST(5) 95
Z3207	KEEL MK1GT 1314
Z3235	PAINTER POUCH 5M5
Z3236	PAINTER POUCH 14M
Z3244	FISHING ROD SUPPORT (1)
Z3245	D RING 25 ROUND RED (1)
Z3273	GAS STRUT OPEN 550/650
Z3286	SPANNER/DELRIN COLLAR NUT
Z3289	BLACK CORD D14 L25M POLY.

Z3292	DELRIN COLLAR NUT (10)
Z3293	GASKET INSERT DELRIN BASE(10)
Z3294	DELRN VALV INSRT BASE(10)
Z3325	PLASTIC SIDE TRANSOM (30MM)
Z3327	TRANSOM BRACKET (1) GREY
Z3336	BLACK STRAP L35MM 10M
Z3338	BENCH AEROTEC 380
Z3341	FLOORB RETAIN BUCK AER380
Z3343	CAP STR W RAIL 12MM 5R5L
Z3346	FIXING FLB STRAP AER380 4
Z3362	SAC F/TOUT NO.AEROTEC
Z3409	COIN TAB 40 PLAST JEU
Z3410	PLASTIC SIDE TRANSOM (35MM)
Z3470	BOW BAG MODELE 98 S1
Z3471	BOW BAG MODELE 98 S2
Z3474	CARRY BAG/FLOORBOARD
Z3475	SAC FLOOR GM
Z3509	KEEL MK1GT 1316
Z3521	FLT INF. FR320
Z3522	FLT INF. FR380
Z3530	STRINGER GR R+L 1430 ALUM
Z3544	GUIDE RIGID KEEL (10)
Z3550	BELLOWS JOINT AX (10)
Z3554	BOW FALSE STRINGER C5 (2)
Z3557	BLACK BOW CARRYING HANDLE
Z3594	TOOL F/INFL VALVE SEE N03594
Z3609	KEEL MK2CFG 86
Z3610	KEEL MK2GT 86
Z3624	STRAP LOOP 25D RING GREY5
Z3709	CYALUME STICK (4 UNITS)
Z3711	SCREW 6X35 (50)
Z3767	KEEL MK3GT/3GR
Z3793	PQ TAB FAM.B VERN
Z3800	BOAT BAG S1 ADJUSTABLE 97
Z3801	BOAT BAG S2 ADJUSTABLE 97
Z3865	S134 KEEL
Z3866	S138 KEEL
Z3914	HINGE S/S (2) 441490
Z3917	KEEL C285 XS
Z3919	INF.PLUG/THWART SEAT (2)
Z3935	SLATS 830X83X10 GREY (6)
Z3957	PLAST.ATTACH.OAR/BAG10BLK
Z5306	BOW DECK C3/C4 93
Z5816	AX BELLOWS COVER (P5)
Z5939	FILLING TUMBLER TH 250BAR
Z5940	SAFETY CAP RED FOR DK94 (5 UN)
Z5971	FIL.TUMBLER+SAF.VALV.PLUG
Z60002	RETAINER D30 OAR ZOOM 2001 (1)
Z60010	CARRY HANDLE ZOOM 01 (2)
Z60033	DIAPHRAGM-SELF BAILER RING SET
Z60035	CARRY BAG ZODIAC TENDER LARGE
Z60037	CARRY BAG BBD TENDER "LARGE"
Z60038	TUBE ANCHOR ROPE GUIDE WHITE SET
Z60052	CAP F/SCREW.RECES.VALVE BLK(5)
Z60055	RECESSED VALVE INSERT 2002(10)
Z60056	LOCKER LATCH BLACK (1)
Z60072	AXE RECL.OAR 01 BLACK (1)
Z60073	AXE RECL.OAR 01 GREY (1)
Z60074	SUPPORT RECLINING OAR 01 BLACK
Z60075	SUPPORT RECLINING OAR 01 GREY
Z60077	SWIVEL RECLINING OAR 02 GREY
Z60078	RETAINER FOR OAR SWIVEL 02 (2)
Z60086	KIT FLEXIBLE/BANJO EVER.4/6/8
Z60089	JOINT FIBRE 14,5X8X2(10)
Z60093	BOW HANDLE ROUND-LIGHT GR.FAB
Z60094	HPP KEEL CONNECTION HOSE SET
Z60099	INFLATION VALVE 'SCOPREGA' (5)
Z60100	VALVE BASE, PVC 'SCOPREGA' (5)
Z60101	VALVE CAP 'SCOPREGA' (10)
Z60105	BAILER, LIFERAFT
Z60111	STICKER XDC (5)
Z60113	INSPECTION DISC (10)



Z60129	CLAPET SURPRESSION SCOP.(5)
Z60135	VACUUM BAG KIT EVERSAFE 8/10PL
Z60143	RETAINER FOR STRAP "T" GR (4)
Z60145	RETAINER FOR ROPE "T" GR. (4)
Z60151	LATTE 710X83 GRIS CLAIR (4)
Z60162	FUEL SENDER 5/650/420DL/MED3RE
Z60165	FUEL SENDER EXPL.SB II L=13"
Z60166	FUEL SENDER MED1-2C-480-530DL
Z60167	FUEL SENDER MEDLINE 2 LONG=18"
Z60183	REPLACEMENT FILTER HP>175
Z60186	STICKER -SAFETY-
Z60192	LIGHT MAST FOLDABLE +BASE03
Z60195	THRU BULKHEAD 340/380DL 03
Z60199	GAS OVER FLOW EXHAUST
Z6020	STD REPAIR KIT BOMBARD
Z60203	BUOYANCY/HULL WHITE FOAM EA
Z60204	SCREW WASHER AND CAP (10)
Z60205	BLANKING CAP 150MM DIA.
Z60213	BENCH SEAT SUPPORT >03 SET
Z60217	BODY/SCREW.RECES.VALVE GR(5)
Z60218	GRILLE DE VENTILATION D 70MM
Z60219	VENTILATION GRILL AFT PROJET
Z60222	DRAINAGE HOLE MED3(SEE N00119)
Z60225	BACK PLATE 5 SWITCHES BLKMED3
Z60228	PG CONSOLE BLANCHE (1)
Z6023	PLUG D30 CONTAIN(10)>NDRZ6023
Z60234	STOPPER F/DOOR-SEAT WH.FAB(2)
Z60249	GRILL WATER FLOW EXHAUST MED3
Z6027	BUCKLE PL. BLACK L40 (2)
Z60274	WATER FILLER CAP
Z60286	SLAT 830X83X10 NIGHT BLUE (6)
Z60288	LATCH F/BOLSTER (1)
Z60301	HAND RAIL LOOP L.650MM SS (1)
Z6031	AX ROWLOCK M90 (10)
Z6032	SUPPORT FOR AX90 OAR (10)
Z60328	BENCH GREY FOAM 275-310 R 03
Z60332	SHOWER HEAD + CONNECT.HOSE
Z60350	BENCH SEAT SCREW (SET) 03 (2)
Z60351	D RING 53MM ON OVAL L-GREY (2)
Z60353	CLIP RECEPTOR (2)
Z60362	BELLOWS HOSE F/Z2020
Z60366	WIND SCREEN SB II >02
Z60394	MAP CASE LID MED3 SET V2
Z60395	NAVY BLUE REPAIR FABRIC
Z60396	KEEL TYPHOON 285/305/335/ 04
Z60397	KEEL TYPHOON 380 04
Z60401	6 SLATS SHEATH REMOVABLE
Z60409	KEEL MK 1 CLASSIC STD 04
Z60410	KEEL MK 2 C CLASSIC STD 04
Z60411	KEEL MK2 CLASSIC ST 04
Z60412	KEEL MK2 C FUTURA 04
Z60413	KEEL MK 2 FUTURA 04
Z60414	KEEL MK 3 FUTURA 04
Z60416	BOW BOARD MK2C/2 CL/FUT 04 BLK
Z60418	SPEED TUBE 2C FUTURA 04 (1)
Z60419	SPEED TUBE 2 FUTURA 04 (1)
Z60420	SPEED TUNE MK3 FUTURA 2004
Z60432	BENCH SEAT SUPPORT FUT>04 SET
Z60435	SCREW SET F/CUSH. FUT04 SS (6)
Z60436	TUBE ANCHOR ROPE GUIDE RED SET
Z60437	BOW BAG RED/BLACK FUTURA 04
Z60443	PLASTIC LOOP (2) F/STRAP
Z60460	TRANSOM T5 R00 ZOD.GREY
Z60464	NUT FOR MED 2 ARCH FITTING (2)
Z60468	CLAPET SURP.RDX CLII 2003/04
Z60469	OVER PRESSURE VALVE RAFT CLV 1
Z60471	OVERPRESSURE VALVE SPANNER RAF
Z60498	HATCH 517X463 WHITE (1)
Z60499	BUCKLE BLK PLAST.FIXING TUBE 2
Z60501	DIAPHRAGM /02 SELF BAILER (5)
Z60502	SELF BAILER/LEVER TYPE BLACK(1)
Z60515	TRANSOM BOARD PP YL420 DL

Z60518	QUICK FIT BENCH L850 L GREY
Z60519	QUICK FIT BENCH L950 GREY
Z60525	TIE DOWN SELF BAILER CAP SR 03
Z60528	CATCH LOCKER LATCH INOX
Z60529	GAS STRUT/SWIVEL ASSY (1)
Z60530	CORNER PLATE/GAS STRUT (1)
Z60544	CONSOLE SUPPORT 340/380 DL
Z60560	QUICK FIT BENCH RETAINER GR 05
Z60569	ALU RAIL F/CUSHION L225MM
Z60575	BENCH SEAT NUTS+SCREWS(2+2) 04
Z60580	KEEL CADET 260 05
Z60581	KEEL CADET 285 05
Z60582	KEEL CADET 310 05
Z60583	KEEL CADET 340 05
Z60585	FLOOR CADET SOLID 285 > 05
Z60587	FLOOR CADET SOLID 340 > 05
Z60590	STORAGE BAG SR 260 W/O LOGO
Z60591	STORAGE BAG SR 310 W/O LOGO
Z60659	FIX.PATCH RIB TUBE /WH FAB (2)
Z60660	FIX.PATCH RIB TUBE/L.GR (2)
Z60666	ALUM.RAIL L410 /BOW CUSHION
Z60681	ALUM RAIL F/CUSHION YL 530
Z60684	GAS STRUT L275 150N
Z60710	PRE EQUIPEMENT FLAP NOIR 05
Z60725	PLOT FIX.SAC/AVIR.GR.MOYEN (4)
Z60734	SUPP/GR.FAB.V2 QCK FIT BENCH
Z60735	SUP/WHITE FAB V2 QCK FIT BENCH
Z60743	ACCESS HATCH 254X508 WH
Z60756	FIX.PATCH RIB TUBE/BLK L (2)
Z60770	BOW RAIL 470 YLDL < 11
Z60790	FLOOR CADET SOLID 260 > 05
Z60798	COLOURED FAB.PVC 06 F/REPAIR
Z60802	WIND SCREEN F/JOCK.CONS Z61168
Z60811	INFLATABLE HOSE/08 FOOT PUMP
Z60834	ANCHOR S/S ROPE GUIDE
Z60853	NAVLIGHT BICLR BOW 20 MAN
Z6088	MOTOR MOUNTING PLATE S2
Z60891	D RING 42 LIGHT GREY FAB (1)
Z60896	CLAMPS (4)+ SHEATH ROPE SET
Z60905	BANJO COUPLER + O RING (10)
Z60934	PATTE FIX FOND ACTIV T/GR (6)
Z60948	STEERING WHEEL WH. TOPDRIVER
Z60977	BELLOWS-BRAVO 7 COMPLETE (1)
Z60978	BELLOWS-BRAVO 8 COMPLETE (1)
Z60979	BELLOWS-BRAVO 9 COMPLETE (1)
Z60980	BELLOWS+MANO BRAVO 9 COMPLETE
Z60981	PRESSURE GAUGE 08 FOOT PUMP
Z60991	FLUSHING COUPLER US/EU 4ST SET
Z60998	OWNER'S MANUAL PROJET 350 TC4
Z61000	SUN BATHING SET MEDLINE III
Z61062	STEERING BOX T71 FC
Z61083	SELF BAILER/LEVER TYPE GREY(1)
Z61087	SWIM LADDER LATERAL MOUNT
Z61111	REVIVAL ECOLOGICAL PASTE
Z61137	LOCKING HASP+KEYS MEDL2C/2
Z61149	ROLL BAR PRO 20 MAN
Z61161	WHEELS COMFORT > 05
Z61207	BIMINI TOP S.STEEL >530/650
Z61217	SEAT OPTIMA 525 WHITE
Z61235	OPTIMA BOLSTER WHITE
Z6127	D RING 25 MM ROUND WHITE (5)
Z6128	D RING 53MM ROUND WHITE (5)
Z6134	KIT GREY SLATS (5)
Z61358	GAS COOKER N-ZO 700
Z61383	TABLE PICNIC TABLE WOOD/ALU POLE
Z61385	SKI MAST MEDLINE
Z61389	OPTIMA 800 CONSOLE WHITE
Z6141	ICE BOX OPEN 650 54L
Z61436	SUNDECK EXT MED 580
Z61438	SUNDECK MED 660
Z61449	BOW SUNDECK MED 740
Z61453	CABIN INSERT NZO 700 > 13

Z61470	PANEL CONS TECK SYNTH MEDLINE
Z61472	TABLE / BOLSTER MED 580
Z61486	PONT TECK SYNTH NZO 680 (FF)
Z61487	POWER WINDLASS NZO600/680 (FF)
Z61514	SUNDECK REVERSE NZO 760
Z61534	SKI POLE NZO 700/300 CV (MU)
Z61546	SKI MAST NZO 700 > 300 HP
Z61553	SUNDECK REVERSE NZO 600/680 > 15
Z61558	BIMINI MED 740 ALU BEIGE
Z61613	BIMINI MED 500 BEIGE > 2020
Z61615	LOGO MEDLINE 2014 ARG/MG
Z61624	EXT BDS MED 500 LOUNGE
Z6167	BLACK D RING 25MM (6)
Z61676	LIFTING SLING YL340DL
Z61677	LIFTING SLING YL380DL
Z61678	LIFTING SLING YL420DL
Z61679	LIFTING SLING YL470DL
Z6168	D RING 53MM ROUND BLACK (3)
Z6170	SUPPORT OAR LOCK AX M82 (2)
Z61711	DOOR WHITE 165X285 (YL)
Z6179	D RING 25 ROUND LI/GREY (1)
Z61806	BAG HD DRY TUBE 20 L BLACK
Z61807	BAG HD DRY TUBE 40 L BLACK
Z61808	BAG HD DRY TUBE 60 L BLACK
Z61809	BAG HD DUFFEL 60 L BLACK
Z61810	BAG HD DUFFEL 90 L BLACK
Z61811	BAGS 3-IN-1 ULTRA LIGHT 3/8/10
Z61859	BENCH BAG CADET (900MM)
Z61860	BENCH BAG CADET (950MM)
Z61861	BENCH BAG CADET (1000MM)
Z61915	EXT BDS MED 580 LOUNGE
Z61916	EXT BDS MED 580 FJORD
Z61917	EXT BDS MED 580 SOFT
Z61928	DELFIN COMPLETE BLACK (10)
Z61933	BIMINI MED 580 BEIGE > 2020
Z61934	BIMINI MED 660 BEIGE > 2020
Z62014	KIT ETQ ISO OPEN SEA <07 (5)
Z62015	ZODIAC INSTRUCT.STICKER (5)
Z62016	BOMBARD INSTRUCT.STICKER (5)
Z62017	"CONFORME TO ISO" STICKER(5)
Z62020	STICKER ISO COASTER <07 (5)
Z62021	"STATION SERVICE " STICKER (5)
Z62022	ZODIAC "OPEN SEA " STICKER(5)
Z62024	ZODIAC "COASTER " STICKER (5)
Z62031	"CONFORM TO ISAF" STICKER (5)
Z62032	ZODIAC "RACING ISAF" STICKER 5
Z62035	"CONFORM TO COASTAL"STICKER(5)
Z62037	ZODIAC "COASTAL" STICKER (5)
Z62051	CLOSURE PROFILE ZODIAC
Z62055	CLOSURE PROFILE BOMBARD
Z62058	JUNCTION PART (10)
Z62062	CONTAINER HANDLE (2)
Z62080	"CONFORM TO ISO" VAL LABEL (5)
Z62093	FLASH LIGHT ISO9650-1 (1)
Z62094	INSIDE LIGHT ISO 9650-1
Z62100	KIT VACUUM PACK CL5 (1)
Z62101	KIT VACUUM PACK 4/6 MEN (1)
Z62102	KIT EPE 6/8/10 PL (1)
Z62104	CONTAINER SUPPORT(4)+FITTING
Z62105	BACK PLATE CONTAINER (4)
Z62106	O RING INT 9 X 1.5(20)
Z62107	PROTECT. THANNER HEAD SET
Z62108	KIT VACUUM PACK 10 PL MEN(1)
Z62114	KIT HOSE OPER.HEAD 2 OUTLET-1
Z62116	OPERATING HEAD CONIC OURLETS
Z62130	BREAKABLE LINE 2,5KF LIFERAFT
Z62133	COUPLING HOSE SET-09 LIFERAFT
Z62135	ANTI SICKNESS PILLS (10X60)
Z62144	VALISE LIFERAFT SAV SIZE 1
Z62145	VALISE LIFERAFT SAV SIZE 2
Z62146	VALISE LIFERAFT SAV SIZE 3
Z62147	VALISE LIFERAFT SAV SIZE 4

Z62148	B RESCUE DAN R EXT
Z62151	SAC GRAB BAG ISO 9650 8/10P
Z62154	CONTAINER 800 X 530 X 315
Z62155	CANISTER 690X490X230
Z62156	CANISTER 760X490X290
Z62174	KIT TRIGGER PIN HEAD DK99 (2)
Z62176	GASKET COP CP900/Z01(10)
Z62177	STRAP(100M)& SEALS LEISURE
Z62238	STICKER ZODIAC CANIST. (10)
Z6300	OAR L160XD 35 BLACK(2)
Z6301	OAR L130XD 35 BLACK(2)
Z6310	COVER CLIPS BLACK (10)
Z6423	OAR LOCK GREY SCREWD(2)
Z6424	GREY OAR 1,30XD35 (2)
Z6425	GREY OAR 1,60XD35 (2)
Z6428	MOULD.STRAP/ROPE HOLD 1GR
Z6452	LONGERON A RAIL 12X900 (1)
Z6465	LONG GT R L1340 ALU
Z6553	PLAS.STRAP RETAINER BLACK (10)
Z6573	T305/335:SV10/15HF KEEL
Z6575	KEEL COMPLETE C3 87 TO 90
Z6602	KEEL TROPIK 380
Z6603	GREY SLAT 610X83 (6)
Z6628	WINDSCREEN MEDLINE 2
Z6631	CAP F/GLASS SUPPORT (10)
Z6640	HASP/HINGE F/SB LOCKER (1)
Z67011	GREASE AUTOMAT.BOX JET TC4
Z67022	SWIM LAD.TELESOP.JET 420/430
Z67032	CLAMP BOX - UPPER
Z67035	KEY INT-L BOX
Z67039	PTT CAP GR (6)
Z67061	PRESSURE GAUGE BRAVO
Z67064	OAR RETAINER (2) D35 ZOOM 09
Z67065	OARS(2)D35 L130 BLACK ZOOM 09
Z67066	OARS(2) D35 L160 BLACK ZOOM 09
Z67067	RECLIN.OAR(2) D35 BLACK ZOOM09
Z67068	COUPLING CL.16 STANDARD
Z67070	STAINLESS STEEL DRAIN PLUG
Z67080	EASY PUSH VALVE INSERT (2)
Z67087	STAINLESS STEEL PLUG Ø34
Z67090	BOTTOM GUARD LEAD 09 VALVE-2
Z67091	PERFOR.STEINL.STEEL LEAT L153
Z67092	BODY +SCREW +VALVE 09 GREY(1)
Z67105	SPANNER RECESSED 09 VALVES
Z67130	FABRIC OSLO WH NEO1100 P/M(ML)
Z67151	VALVE INSERT BRAVO 05 BLK (1)
Z67152	PRESSURE GAUGE BRAVO 05
Z67161	BELLOWS-BRAVO 7 BV5 VALVE
Z67162	GONFLEUR BV9- VALVE BV5
Z67163	INFLATABLE HOSE F/B5VALVE 1M70
Z67164	CONNECTOR FOR BV5 VALVE
Z67166	PATCH 2 INSERT ZO.GR FAB (1)
Z67176	WIND SCREEN OPTIMA CONSOLE/PRO 420
Z67198	BAFFLE FABRIC 110 CM (PM)
Z67211	SWITCH GREY NAV LIGHT
Z67212	SWITCH GREY COURTESY LIGHT
Z67214	SWITCH GREY BILGE PUMP
Z67215	SWITCH GREY BILGE BLOWER
Z67216	PATCH 2 INSERTS WHITE FAB (1)
Z67217	PATCH 2 INSERTS BLACK FAB (1)
Z67218	PATCH 2 INSERTS LT GR FAB (1)
Z67225	THRU HULL S/S PLUG Ø22
Z67250	HATCH 606X353
Z67252	GRAY HATCH 270X375
Z67267	PANEL CONS PO >09
Z67268	DOOR ACCESS REAR PO 550
Z67298	STEERING WHEEL WINDBORNE
Z6730	BOATS REPAIR KIT
Z67300	CAP BK EASY PUSH W/LOGO (2)
Z67301	BODY +SCREW +VALVE 09 BLK (1)
Z67310	TABLE PICNIC MED 850
Z67342	OARS GREY 160 ALU >2012 (2)

Z67346	COUSS ASS TRIB PO 550>12
Z67350	SOFT BOW CLEAT BLACK
Z67351	FABRIC LT GREY TYPHOON/ZOOM
Z67372	WINDSCREEN MEDLINE 500/540
Z67375	SPRING / PRO 750 BAILER
Z67395	CAP GR EASY PUSH LOGO >12 (2)
Z67399	BOUCH GR EASY PUSH S/LOGO (2)
Z67430	STRINGER 900 MM WAVE (2)
Z67465	CENTER CUSHI. CABINE NZO700>13
Z67468	HANDLE CLEAT PVC GREY
Z67500	LOGO PRO BLACK-WHITE 2012
Z67502	OAR LOCK GREY S.S. PIN (2)
Z67503	OAR LOCK BLACK S.S. PIN (2)
Z67506	OAR LOCK 02 GR/AXE INOX (2)
Z67507	GLUE TUBE PVC GR (15ML)
Z67508	HANDLE PVC BLACK
Z67513	REPAIR KIT BOAT NEO
Z67553	STRAP LOOP 25D.RG NEO L.GR (5)
Z67557	MOTOR MOUNTING PLATE 09
Z67603	PTT RUBSTRAKE DARK GREY (L+R)
Z67613	LOGO "Z" MOULE GRIS GM
Z67615	JOINT PVC BLANC (10ML)
Z67620	BACKREST MED 580/660 >15
Z67625	TRAPPE 254X508 BLACK
Z67672	SWIM LADDER MED./OPEN
Z6776	HASP F.LOCKER/SEAT RIB(5)
Z6780	KIT HOSE ATT. FUT.LOWER T
Z67823	WINDSCREEN CONS HXL BLUE
Z67872	BOUCH V/VITE NOIREQUIPE(10)ST\$
Z6802	RED BOW HANDLE FGT/F.SPOR
Z6803	AD 53 ROUGE OVALE STG (1)
Z6821	KEEL MK1FGT
Z6822	KEEL MK2FGT
Z6823	KEEL MK2CFGT
Z6824	KEEL 2 FUTUR SPORT
Z6825	KEEL MK3FGT
Z6851	GASKET/CAP RECESSED VALVE (25)
Z6852	JT ECROU/CORPS VALVE ENCAST/10
Z6869	LATCH LOCKER S1 (1)
Z6870	LATCH F/LOCKER S2 BLK.PLAST(1)
Z6871	HINGE FOR LOCKER LID MED2 (2)
Z6875	HINGE F/CONSOLE OP 550/650 (2)
Z6876	GAS TRUT FOR LID MEDL2 (1)
Z6891	FOAM WEDGE "AFT" PART SET
Z6899	INSPECTION DISC 2003-2007 (10)
Z6902	H PROF.ALU/9X640 WOOD.FL1
Z6903	H PROF.AL/12X715 WOOD/FL1
Z69300	BOW D-RING BLUE FAB (1)
Z69301	CARRY HANDLE BLACK SMALL (2)
Z69302	CARRY HANDLE BLACK LARGE(2)
Z69303	TOWING RING GR.FAB (2)
Z69304	BOW BAG FITTING BLK(4)
Z69305	FENDER 1TD D/GREYWHITE L=10 M
Z69307	ROPE HOLDER ZOOM 6)
Z69308	KEEL Z260 L.1800MM
Z69309	KEEL Z310 L.2250MM
Z69310	KEEL Z350 L.2550MM
Z69312	SLAT GREY ZOOM 230 (5) 09
Z69314	PLYWOOD BLUE ZOOM
Z69319	STRINGER ZO-TY L650 (2)
Z69320	STRINGER ZO-TY L1050 (2)
Z69321	STRINGER ZO-TY L650 (4)
Z69324	BENCH MODEL L=800 09
Z69325	BENCH MODEL L=900 09
Z69326	BENCH MODEL L=1050 09
Z69327	SEAT HOOK (2)
Z69329	BENCH FITTING (2) GR. FAB.
Z69332	TRANSOM BLUE ZOOM 310
Z69336	DRAIN PLUG ASSY (1)
Z69338	PLAST.FLOOR RETAINER GREY (2)
Z69339	WOODEN TRANSOM PAD 12MM
Z69340	CARRY BAG 2009

Z69341	BOATS REPAIR KIT BL/GR 09
Z69343	BOW BAG SMALL
Z69346	RECLINING FIX OAR 09 (2)
Z69347	BENCH BLACK TYPHOON L 1150
Z69348	BOW D-RING GREY FAB (1)
Z69351	KEEL 360 L.2495MM
Z69352	KEEL 420 L.2980MM
Z69358	DRAIN PLUG SET CADET RIB >12
Z69360	BENCH MODEL L=950 09
Z69361	BENCH MODEL L=1000 09
Z69362	BENCH MODEL L=1100 09
Z69363	BENCH MODEL L=1150 09
Z69368	CARRY BAG BOMBARD 09
Z69370	KEEL MAX3+ L.1820MM 09
Z69373	SLAT GREY MAX 3+ 09 (5)
Z69405	SLAT KIT GREY ZOOM 260 6X835
Z69417	BENCH ALU 900MM (CADET ALU)
Z69418	BENCH ALU 1050MM (CADET ALU)
Z69425	KEEL CADET230 LG1580MM MED GR
Z69426	KEEL CADET270 LG1900MM MED GR
Z69427	KEEL CADET310 LG2360MM MED GR
Z69428	KEEL CADET350 LG2750MM MED GR
Z69442	HANDLE AV CADET 15 GR-M
Z69446	FLOOR ALU CADET 270
Z69448	FLOOR ALU CADET 350
Z69452	LONGERON CADET 270 2015L800(2)
Z69453	LONGERON CADET310 2015 L600(4)
Z69454	LONGERON CADET350 2015 L650(4)
Z69456	PATTE FIX BANC WHITE
Z69458	PLAQUE MARTYRE 12MM GR-M
Z69511	BENCH ALU 1000MM (CADET ALU)
Z7020	PVC GLUE 25CC TUBE PER 10
Z7035	SPATULA BLUNT EDGED METAL
Z7041	LIGHT GREY REPAIR FABRIC
Z7045	EYE BOLT D8 SET (LIFT.POINT1)
Z7046	BLACK G.T.FABRIC NEO 940 (PM)
Z7050	BEIGE FABRIC PM
Z70500	FABRIC NEPT GREY NEO 1500 (PM)
Z70503	FABRIC NEPT GREY NEO 1050 (PM)
Z70506	FABRIC RED NEO 1050 (PM)
Z70507	FABRIC ARTIC GREY NEO 1000(PM)
Z7051	MEDIUM GREY REPAIR FABRIC
Z7056	SPANNER/RECESS.VALVE BODY NUT
Z7057	SPANNER RECESSED VALV.SUPPORT
Z7084	STRONGAN GREY REPAIR FAB.(PM)
Z7096	GLUE PVC TWO PART 800CC (6)
Z7098	NEO GLUE 800 CC BI COMP
Z7131	STRONGAN RED REPAIR FAB.(PM)
Z7132	REPAIR FABRIC SPT BOAT BLK PM
Z7133	HULL BLK FABRC HM NEO/HYP
Z7135	OWN.MAN.VOL2 -COMMANDO
Z7151	PRIMER 14 (GLU/GRP/PVC) 1L
Z7155	*T/STG 302 VERT
Z7164	RED FABRIC AX
Z7177	REPAIR FABRIC PVC BLACK PM
Z7195	SUPPORT ALU BENCH/RAIL(1)
Z7197	WHITE REPAIR FABRIC
Z7198	GREY FABRIC SERIE1
Z7202	BLACK LACING CUFF (10M)
Z7203	WATERPROOF FILM S-R (1M)
Z8500	KEEL 260/285/310 STANDARD
Z9313	IGNITION SWITCH
Z9405	BACK PLATE 3 SWITCHES -BLK-
Z9407	CAP F/ SWITCH BOX BLK(2)
ZK20165	RECEPT POIGNEE CAPOT 6338K
ZK20171	THRU HULL PERKO
ZK20171B	THRU HULL 1-1/2"(BLACK)
ZK20236	TRANSOM MOTOR PLATE
ZK20236B	PLAQUE WHITE.440/480/600 BLACK
ZK20245	DRAIN PLUG CATCH
ZK20297	COURTESY LIGHT
ZK20299	HATCH DAYTONA £ 912

ZK20299B	HATCH 9 1/8 X 12 1/4 (BLACK)
ZK20303	PORTE ROCA
ZK20305	BOUCH RESERVOIR
ZK20307	CUP HOLDER WHITE
ZK20307B	CUP HOLDER BLACK 4085B
ZK20356	PLASTIC BILGE COVER
ZK20382	HINGE SS ROAC #441490 WICHARD
ZK20420	SUPPORT CANNE A PECHE
ZK20431	DECK PLATE P/N DP-3200
ZK20440	FEU NAVIGATION 6911A
ZK20479	CONTREPLAQUE CADENE D.8
ZK20480	UBOLT 1/4" BACK PLATE
ZK20489	RACCORD FILETAG 1/4 TUYAU 3/8
ZK20521	SUPPORT EXTINC 50006
ZK20521-1	2016 FIRE EXTINGUISHER BOX
ZK20526	CLAM SHELL SS
ZK20549	BATTERY BOX
ZK20554	WHITE INSPECTION PORT
ZK20555	LIFTING EYE WICHARD 8MM
ZK20603	ARTICULATED U BOLT 1"
ZK20645	VME MOUNTING PANEL END
ZK20646	VMM MOUNTING PANEL MIDDLE
ZK20647	VHP MOUNTING PANEL PLUG
ZK20660	RESERVOIR SOUPLE EAU 55L
ZK20662	POMPE A EAU
ZK20713	THRU HULL P/N 7310L
ZK20713-1	THRU HULL 7350W-L 5/8
ZK20719	SUPPORT HINGE
ZK20720	GROMMET P/N 6680
ZK20721	SOUFFLET DIAM74
ZK20724	LIGHT MAST CLIP
ZK20726	RIGGING BOOT TH MARINE
ZK20741	HAND RAIL SS
ZK20756	FILTRE SEPARATEUR HP<100
ZK20757	FUEL WATER SEPARATO 100<HP<175
ZK20774	BAILLE A MOUILLAGE PRO 500
ZK20797	RONDELLE CUV Ø8 USINEE A4
ZN90106	WINGS SS/YL DLX COMPLETE
ZN90148B	PRO 750 TRANSOM SEAT BLK ASSY
ZN90148B	TRANSOM SEAT PRO 750 BLK ASSY
ZNV130005	VACUUM PACK APTATEUR DK99
ZNV130021	LASHING STRAP SIZE 13
ZNV130840	STANDARDFOIL-PACK/VAC.-BAG BFA
ZNV9030037	DIAPHRAGM 300B COMPRESS AIR(1)
ZNV9032948	RELIEF VALVE A6 2,75 PSI (2)
ZNV9360940	BATTERY DANIAMANT LIFERAFT
ZNV9360947	LAMP INSIDE/OUTSIDE DANIAMANT
ZR11012	PLAQUE COUPE BAT 250*140 WHITE
ZR11022	CUP HOLDER PRO 650 HFC CONSOLE
ZR11023	CAPOT REMPLISS PRO 12 MAN
ZR11023B	FUEL FILL LID BLACK
ZR11027	FUEL TANK ACCESS HATCH-WHITE
ZR11027B	FUEL TANK ACCESS HATCH-BLACK
ZR11052	BAILLE 77L PRO/MED 850
ZR11053	PASSE COQUE TOP LINE WHITE
ZR11060	PASSE COQUE D38 D46 L102 WHITE
ZR11120	SRHD VACUUM FLANGE 850
ZR11153	BOUCH PASSE COQUE INOX Ø22
ZR11167	PORTE ARRIERE N-ZO 700
ZR11183	PASSE COQUE CO D19D33L69 STT
ZR11204	EVENT NYLON NOIR
ZR11205	VALVE ANTI-DEBORDEMENT
ZR11206	PRESSE ETOUPE BLACK M40
ZR13120	TUYAU ALFASPIR D80
ZR13123	TUYAU CARBURANT D50 ISO 7840
ZR13276	JOINT ETANCHEITE PVC WHITE
ZR22050	SELECTOR REAR SEAT YL 420
ZR22051	SELLERIE DOSSIER ARR YL 420
ZR24037	SAC EMBARCATION T1 (BOAT BAG)
ZR24038	SAC EMBARCATION T2 (BOAT BAG)
ZR24110	FIXATION ANCRE PRO 20 MAN
ZR24206	FABRIC WASHER /TUBE ATTACHMENT

ZR25106	DAVIER + REA A/TAQUET WHITE
ZR25159	BILGE PUMP LOCKER LID YL 420 DL
ZR25160	CAPOT AV YL 420 DL
ZR25271	ENJOLIVEUR + SUPPORT X34
ZR25280	ACCESS HATCH 10X20 WHITE
ZR25280-B	DECK PLATE DP-10-20 BLACK
ZR25290	CAPOT LECTEUR CARTE MED3 V2
ZR25329	BAILLE 84L+CLOISON PRO 12 MAN
ZR25404	BAILLE 91L+CLOISON PRO 15 MAN
ZR26047	TIGE DE MAINTIEN CAPOT INOX
ZR26123	ADJUSTABLE ELBOW FITTING 3/8"
ZR26139	CONTREPLAQUE CADENE D6 INOX
ZR26140	CATCH PIN
ZR26161	D RING 8MM BACKPLATE
ZR26202	DOUILLE D12 FILETAGE 1/2"
ZR26210	HINGE 97X37X2 INOX
ZR26239	RESSORT A GAZ L275 150N
ZR26255	BRACKETT FOR FUEL TANK 650 HFC
ZR26259	OVAL LIFTING EYE 201-LE ACCON
ZR26270	HINGE 120X60X3 INOX
ZR26275-1	SWIVEL HASP/FLUSH 221135
ZR26276	RECEPT FERMOIR ROTAT. PRO
ZR26280	CADENE ETANCHE 12X110 BLACKE
ZR26281	BOUCH ESSENCE PRO 20 MAN
ZR26401	COMPRESSION LATCH D50 GREEN
ZR26532	TIGE FILETEE D10 410 MM INOX
ZR26594	PASSE COQUE MI INOX D25 COUDE
ZR26602	PLATINE FIX RESERVOIR PRO20 V2
ZR26621	FEU BICOLOR LED NZO700/SE DL
ZR26632	TAQUET PERCE L153 INOX
ZR26633	POIGNEE STANDARD L219 INOX
ZR26634	GRILLE INLET VENTILATOR V2
ZR26636	DAVIER REPLIABLE INOX V2
ZR26639	PASSE COQUE DR D16D33L83 STT
ZR30022	QUICK CONNECTOR FUEL 7,89
ZR35170	INTERRUP 2 POSITIONS N-ZO
ZR90310	COLLE NEO CHIMIPRENE 4202 UV
ZS20058	COOLER CORNERS
ZS51008	PLASTIC LATCH/KEY
ZS51014	SIDE HAND RAIL
ZS51046	CAPOTA COFRE DEL PRO O650
ZS51046B	FRONT LOCKER LID PRO 650 OPEN
ZS51048	REAR LOCKER LID PRO 650 OPEN
ZS51048B	REAR LOCKER LID PRO 650 OPEN
ZS51050	NEVERA 54L
ZS51054	PRO 650 INNER LIDS KIT
ZS51065	SACO PLASTICO 8586 LINER
ZS51067	PASSE CABLE 105X65 BLACK
ZS51087	BRONZE GARBOARD DRAIN PLUG
ZS51141	TRAPPE RONDE D 203 WHITE
ZS51146B	SPLASHWELL DRAIN (BLACK)
ZS51146W	SPLASHWELL DRAIN (WHITE)
ZS53006	SWITCH PANEL 5 POSITIONS
ZS53018	HUILE SEA STAR
ZS53034	ALLUME CIGARE MED 3
ZS53044	SKIN FITTING WHITE
ZS53044B	THRU HULL 3/4" BILGE (BLACK)
ZS53096	TRAPPE PONT
ZS53096B	TRAPPE PONT- BLACK 505-309
ZT02646	EMB DN BASC. 01 GR-CL CT
ZT02754	LIGHT GREY THOLE PIN SHELL
ZT02775	COMPLETE GREY SELF BAILER
ZT03719	VALVE MONTEE 09 GR- CL
ZT03720	VALVE MONTEE 09 BLACK
ZT03733	OAR KIT ALU D35 L130 GREY 09
ZT03736	OAR KIT ALU D35 L160 GREY 09
ZT03904	*SKIN ORC 8 MEN
ZT04001	DAVIER PVC BLACK SCOPREGA
ZT04002	DAVIER PVC GREY SCOPREGA
ZT04214	TOLET BLOQUEUR AVIRON GREY
ZT93308	PARE EAU PRO MAN ROUGE (JEUX)
ZT93310	PARE EAU BLACK (JEUX)

ZT93311	BAV ETAN EXPL 420 DB BLACKE
ZT93312	BAV ETAN PRO 7 MAN BLACKE
ZT93314	BAV ETAN PRO 9 MAN BLACKE
ZT93316	BAV ETAN PRO 12 MAN BLACKE
ZT93317	BAV AV EXPL 420 DB BLACK
ZT93320	BAV AV PRO 7 MAN GREY
ZT93321	BAV AV PRO 9 MAN ROUGE
ZT93325	RALINGUE SUP. 1120 BLACKE
ZT93333	MINI RALINGUE INF. L200 BLACKE
ZT93335	PARE EAU PRO MAN GR-Z (JEU)
ZT93417	MINI RALINGUE INF. 200 GR-CL
ZT93450	RAL INF 4250 BLACKE AVEC PATTE
ZT93470	BAV ETAN PRO OPEN 550
ZT93471	BAV AV YL600RL/PRO OPEN550
ZT93476	BAV AV MEDLINE 1
ZT93477	BAV ETAN MEDLINE 1
ZT93526	PARE EAU PRO 420/470 ROUGE(JEU)
ZT93527	BAV AV PRO 470-SECURITE-90
ZT93542	BAV ETAN EXPLOREUR 385 WB
ZT93549	PARE EAU M2 BLACK
ZT93564	SPLASH VANE TRANSOM STRAP
ZT93567	BAV ETAN PRO II 470
ZT93601	PARE EAU M1 RG AVEC OEILLET(2)
ZT93602	BAV AV PRO II 420 ROUGE
ZT93603	BAV ETAN PRO II 420 ROUGE
ZT93622	BAV AV WB 420/470 ROUGE
ZT93631	EXTERNAL BOW SKIRT
ZT93632	BAV ETAN EXPL 600 BLACK
ZT93653	BAV AV PRO 420 ROUGE
ZT93721	PARE EAU GR-CL (JEU)
ZT93734	BAV AV PRO 500 BLEU
ZT93735	BAV AV PRO 500 BLACK
ZT93737	BAV AV PRO 550 BLACK
ZT93740	BAV AV PRO OPEN 550 GR-Z
ZT93753	BAV AV MEDLINE 2012
ZT93754	BAV ETAN MEDLINE 500
ZT93755	BAV ETAN MEDLINE 540

ZT93757	LOGO MEDLINE BLC/GR
ZT93761	BOW SECURING STRAP
ZT93764	BAV ETAN MEDLINE 580
ZT93765	BAV AV MEDLINE 580
ZT93774	LOGO 100X100 BLC-GR 2012
ZT93775	LOGO 100X100 GREY CL-GREY 12
ZT93776	LOGO 100X100 GR Z-WHITE 2012
ZT93779	LOGO 200X200 WHITE-GREY 2012
ZT93780	LOGO 200X200 GREY CL-GREY 12
ZT93782	LOGO 200X200 ROUGE-WHITE 2012
ZT93783	LOGO 200X200 GREY Z/WHITE 2012
ZT93784	LOGO 200X200 BLACK-WHITE 2012
ZT93821	LOGO EXPL BLANC-NOIR
ZT94171	T PVC 144 900 MHL GRI-ZO
ZT94174	T PVC 144 900 MHL BLC-OP
ZU90028	T NEO 244 1100 ARZ CAMEL
ZU90250	DECO NZO 680
ZU90289	LOGO DOME ZODIAC 2012
ZU90312	CONSOLE SEAT Z760
ZU90609	CAPOT BAM MED 2014 DOLPH GRAY
ZU90696	T NEO 544 1500 P&F SANDY BROWN
ZU90726	COUS BDS AV CENT Z760 2015
ZU90856	LOGO PRO OPEN NEO AIL BLC 2015
ZU91652	COUS DOSSIER CARRE AR GT850
ZU91808	FERMOIR ROTATIF AVEC SERRURE
ZU91824	PARE BRISE OPEN 2018
Z67088	WINDSCREEN OPEN 550/650 09
NS1583	WINDSCREEN OPEN 650> 2016
N01009	WINDSCREEN PRO SERIE CONSOLE
N02028B	TOW ARCH PC REC PRO 650 BLK
N02028G	TOW ARCH PC REC PRO 650 GREY
N02028W	TOW ARCH PC REC PRO 650 WHITE
NS1234B	TOW ARCH PC REC PRO 750 BLACK
ZN90136B	SUNDECK PRO OPEN 550 US > 15
ZN90135B	SUNDECK PRO OPEN 650 US > 15



All Our Suppliers:



**WE MAKE ORDERING FROM US EASY AS 1, 2, 3....**

**YOU CAN CALL US...**

**MANITOBA LOCAL: 204-795-5950**

**TOLL-FREE: 844-747-4677**

**E-MAIL US...**

**GASHOPPERINC@HOTMAIL.COM**

**SALES@THEINFLATABLEBOATSHOP.COM**

**OR PLACE AN ORDER ON OUR WEBSITES**

**WWW.GASHOPPERINC.COM**

**WWW.THEINFLATABLEBOATSHOP.COM**

**THIS CATALOG IS SPECIFICALLY DESIGNED FOR INFLATABLE  
BOATS AND EVERYTHING SAFE FOR INFLATABLE BOATS!**

***STAY SAFE AND HAPPY BOATING!!!***

# ***SUPER SEAL -***

# ***500 ML.***



# **NEW LOOK... SAME GREAT FORMULA!!!**

## **Inflatable Boat and Toy Sealant!!!**

SUPER SEAL stops air leaks on your inflatable from the inside out. Seals minor pin hole, small leaks, seam leaks and material porosity leaks. SUPER SEAL can be used on inflatable boats, air floors, kayaks, canoes, toys and much more. Follow as directed for a perfect seal.

For PVC, Hypalon, CSM, Neoprene, Vinyl, PU and Rubber Materials

- Easy to use
- Seals seam leaks
- Plugs small holes and porosity leaks

500mL / 16 oz.

**MADE IN CANADA**